

State of the State on Drug Courts in Missouri

Drug Courts Coordinating Commission

October 7, 2005

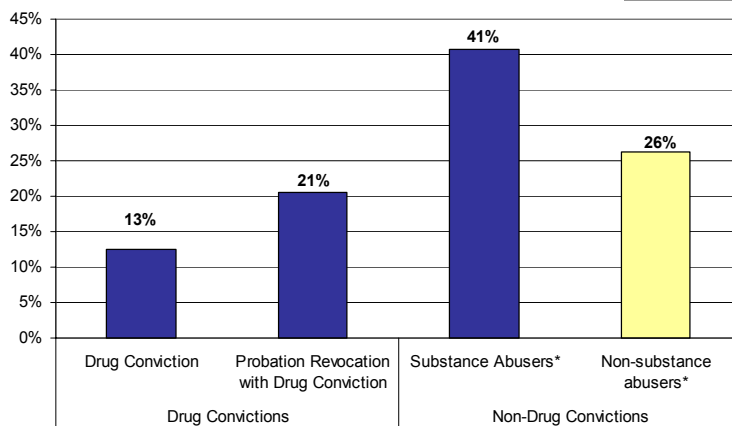
Suggested Citation:

Institute of Public Policy (2005). State of the State on Drug Courts in Missouri, Report 38-2005. Retrieved [Month Day, Year], from University of Missouri System, Institute of Public Policy Web site: <http://www.truman.missouri.edu/ipp/>

State of the State on Drug Courts in Missouri

- Review of drug court studies
- *Drug Court Financial Sustainability Study*
- Cost savings

New Prison Admissions 2004



* Identified by the Department of Corrections upon commitment



Missouri Criminal Justice System Costs

- \$14,005 per person per year for incarceration (FY04)
- \$1,106 per person per year to supervise parolees (FY04)



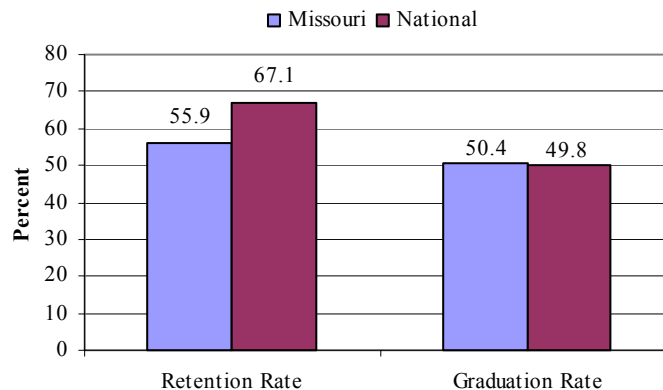
Missouri Drug Court Studies

- *Multi-Jurisdictional Enhancement for Missouri Drug Courts*
 - \$ 5,042 annual cost of drug court per graduate
- *Analysis of the St. Louis Adult Drug Court*
 - \$5,700 annual cost of drug court per graduate
 - \$7,793 total cost of drug court per graduate



Retention and Graduation Rates

Adult Drug Court Retention and Graduation Rates



Types of Avoided Costs

- Criminal justice costs
- Crime victim costs
- Drug free babies costs
- Vehicle crash costs
- Recidivism costs
 - Supervision
 - Jail time
 - Police
- Accounting costs (paid “out of pocket” by drug courts)
- Public assistance programs
 - TANF/ADFC
 - Food stamps
- Treatment costs
- Healthcare costs




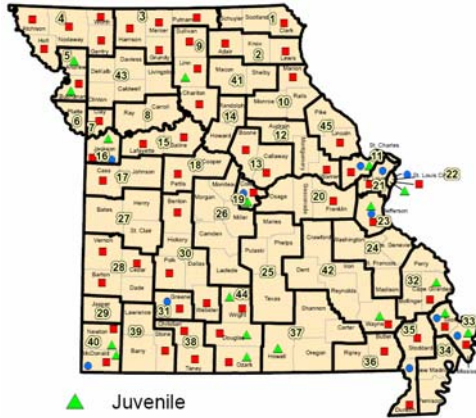
Return on Investment

- *A Cost-Benefit Analysis of the St. Louis Adult Felony Drug Court (Loman, 2004)*
 - Drug courts costs exceed the cost of probation
 - 4-year return on the additional investment is \$7,707 per drug court participant



Drug Courts in Missouri (April 2005)

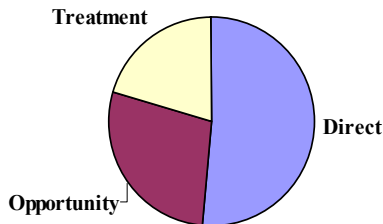
- 83 drug courts in 57 counties and the City of St. Louis
- 35 of Missouri's 45 judicial circuits have drug courts




INSTITUTE of
PUBLIC POLICY

Total Costs (FY 2004)

Total Costs \$18.1 M

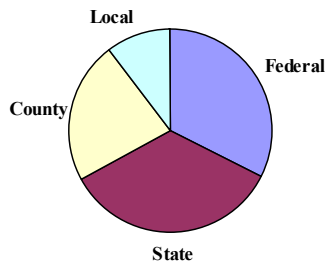


■ Direct	\$9.3 M
■ Treatment	\$3.7 M
■ Opportunity	\$5.1 M


INSTITUTE of
PUBLIC POLICY

Total Direct Costs (FY 2004)

Total Direct Costs \$9.3 M

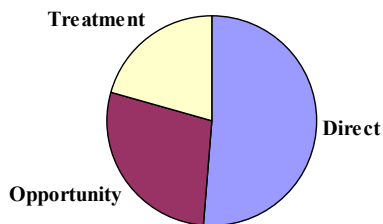


■ Federal	\$3.0 M
■ State	\$3.2 M
■ County	\$2.1 M
■ Local	\$.96 M

 INSTITUTE of
PUBLIC POLICY

Average Annual Cost (FY 2004)

Total Cost per Participant \$8,619



■ Direct	\$4,428
■ Treatment	\$1,762
■ Opportunity	\$2,429

Cost Excluding Opportunity Cost \$6,190

 INSTITUTE of
PUBLIC POLICY

Cost Avoidance

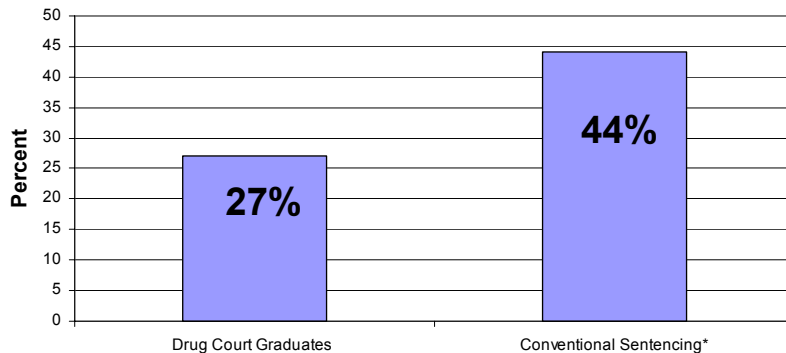
Annual incarceration in Missouri	\$14,005
Annual cost of drug court	\$6,190
Cost avoidance	\$7,815

Avoided costs of diverting 3,573 non-violent offenders currently incarcerated to drug court

\$27.9 million



National Average 24-Month Recidivism Rates

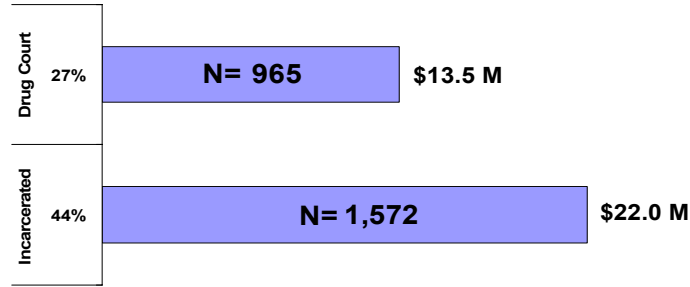


* Conventional sentencing includes Probation/Parole/Incarceration



Potential Savings from Reduced Recidivism

If the 3,573 non-violent offenders are diverted to drug court rather than being incarcerated:



Annual potential savings: \$8.5 M



Drug-Free Babies Avoided Costs

Total cost of care for drug-exposed babies for the first 18 years of life (Loman, 2004)

\$750,000 - \$1 M

Drug-free babies from FY2001 to FY2005 193

Total 18 year cost savings \$145 - 193 M

Average annual savings \$8.1 - 10.7 M



Other Findings

- Continued success is hampered by difficulties tracking state and federal drug court dollars
- Reduction in funding is not easily replaced by local resources
- Consolidation of current funds as well as increased DCCC funding would help secure continued success



Conclusions

- Drug courts are a proven, cost effective alternative to probation and incarceration
 - Reduced cost of incarceration
 - Reduced recidivism
 - Increased number of drug-free babies

