

**2014**

# Midwest **Small Fruit** *and* **Grape** **Spray Guide**

## **Arkansas**

University of Arkansas Cooperative  
Extension Service  
AG1281

## **Illinois**

University of Illinois Extension  
ICSG3-14

## **Indiana**

Purdue Extension  
ID-169

## **Iowa**

Iowa State University  
Extension and Outreach  
PM 1375

## **Kansas**

K-State Research and Extension

## **Kentucky**

University of Kentucky  
Cooperative Extension Service  
ID-94

## **Missouri**

University of Missouri  
Missouri State University  
MX377

## **Nebraska**

University of Nebraska –  
Lincoln Extension

## **Ohio**

Ohio State University Extension  
506B2

## **Oklahoma**

Oklahoma State University  
Oklahoma Cooperative Extension  
Service  
E-987

## **West Virginia**

West Virginia University  
Extension Service  
Publication 865

## **Wisconsin**

University of Wisconsin-Extension  
A3899

Archive version:  
For the most recent information,  
see extension.missouri.edu

# 2014 Midwest Small Fruit and Grape Spray Guide

## Contents

Foreword .....	6
Tips on Using This Spray Guide .....	13
Grape Spray Schedule .....	15
Blueberry Spray Schedule .....	37
Raspberry and Blackberry Spray Schedule .....	42
Strawberry Spray Schedule .....	49
REI and PHI for Fungicides .....	58
REI and PHI for Insecticides .....	60
Special Insect Pest Problems .....	63
Weed Control in Small Fruit Crops .....	64

### ***Midwest Small Fruit Pest Management Handbook***

The *Midwest Small Fruit Pest Management Handbook* is a companion publication to this spray guide that contains additional information on control strategies for small fruit diseases, insect pests, and weeds. Pesticide safety, sprayer calibration, plant nutrition, and weed identification are also covered. Copies of the publication (OSU Bul. 861) may be available from your state Extension office or from Ohio State University Extension Publications, 385 Kottman Hall, 2021 Coffey Rd., Columbus, OH 43210-1044, (614) 292-1607. It is also available from Ohioline: [ohioline.osu.edu](http://ohioline.osu.edu).

### ***Legal Responsibilities for Pesticide Use***

Pesticides suggested in this publication have been registered by the Pesticides Regulation Division of the Environmental Protection Agency. At the time this bulletin was published, these pesticides were registered for use as indicated on the individual product labels. These registrations can change at any time. In order to keep you informed of the latest updates on pesticide registrations, a Web version of this publication is updated regularly and can be viewed online at [www.ag.purdue.edu/hla/Hort/Pages/sfg\\_sprayguide.aspx](http://www.ag.purdue.edu/hla/Hort/Pages/sfg_sprayguide.aspx).

It is your responsibility as a pesticide user to read and follow all current label directions for the specific pesticide being used. The legal limitations on the use of these pesticides should be strictly observed to prevent excessive residues in or on harvested fruit. All growers should read product labels, follow directions carefully, and observe pre-harvest intervals and application rates. Some of the pesticides suggested in this publication are on the EPA Restricted Use List, and users must be certified private applicators to purchase and apply these materials.

The pesticide label is a legal document.

**Check this publication online at [www.ag.purdue.edu/hla/Hort/Pages/sfg\\_sprayguide.aspx](http://www.ag.purdue.edu/hla/Hort/Pages/sfg_sprayguide.aspx) for the most recent information concerning pesticide registrations.**



# Pesticide Emergency and Poison Control Centers

## Nationwide phone numbers:

*Pesticide Poisoning:* Call the **Poison Center**  
(800) 222-1222

This number will automatically connect you to the poison center nearest you.

**National Pesticide Information Retrieval System**  
(NPIRS): (765) 494-6616

**National Pesticide Information Center:**  
(800) 858-7378  
CHEMTREC (800) 424-9300

## ▶ Arkansas

**Arkansas Poison Center:** (800) 222-1222  
**Arkansas State Plant Board:** (501) 225-1595  
Pesticide training, licensing, and education for applying restricted use pesticides.

## ▶ Illinois

**Illinois Poison Control Centers Emergency**  
**Nationwide:** (800) 222-1222  
**Emergency TTY/TDD:** (312) 906-6185

## ▶ Indiana

**Indiana Poison Center:** (800) 222-1222,  
*Pesticide Poisoning*  
**Indiana Department of Environmental Management:** (765) 233-7745,  
*Pesticide Spill Reporting*  
**Purdue Pesticide Programs:** (765) 494-4566,  
*General Information*  
**Office of Indiana State Chemist:** (765) 494-1492,  
*Pesticide Certification and Training*  
**Environmental Protection Agency Region 5:**  
(312) 886-5220

## ▶ Iowa

**Iowa Statewide Poison Control Center**  
**Emergency Phone Number:** (800) 222-1222  
**Administrative Phone Number:** (712) 279-3710  
[www.iowapoison.org](http://www.iowapoison.org)  
[poisonpal@iowapoison.org](mailto:poisonpal@iowapoison.org)  
A joint effort by St. Luke's Regional Medical Center, Iowa Health System and University of Iowa Hospitals and Clinics: 2720 Stone Park Blvd., Sioux City, Iowa 51104

## ▶ Kansas

**Poison Control Center, University of Kansas Hospital:**  
(800) 222-1222  
Kansas City residents may phone: (913) 588-6633  
Emergency TDD: (913) 588-6639  
[www.kumed.com/poison](http://www.kumed.com/poison)  
[poisoncenter@kumc.edu](mailto:poisoncenter@kumc.edu)

## ▶ Kentucky

**Kentucky Regional Poison Control Center:**  
(800) 222-1222  
Metro Louisville residents may phone:  
(502) 589-8222  
**KY Environmental Response:** (800) 928-2380 or  
(502) 564-2380

## ▶ Missouri

**Missouri Poison Center:** (800) 222-1222  
St. Louis residents may phone: (314) 772-5200  
[www.cardinalglennon.com/Pages/Poison Center.aspx](http://www.cardinalglennon.com/Pages/Poison%20Center.aspx)

## ▶ Nebraska

**Nebraska Regional Poison Center:** (800) 222-1222  
Anyone with a poisoning emergency can call the toll-free telephone number for help. Personnel at the Resource Center will give you first-aid information and direct you to local treatment centers if necessary.

## ▶ Ohio

**Ohio Poison Exposure Centers:** (800) 222-1222  
TDD number: (800) 253-7955  
All calls will be automatically routed to the regional Ohio Poison Exposure Center closest to you. This number should be called to receive medical assistance if you are involved in a pesticide exposure poisoning.

## ▶ Oklahoma

**The Oklahoma Poison Control Center:**  
(800) 222-1222  
[www.oklahomapoison.org](http://www.oklahomapoison.org)

## ▶ West Virginia

**West Virginia Poison Control Center:**  
(800) 222-1222  
Charleston, WV residents may call: (304) 388-4211  
**Pollution, Toxic Chemical & Oil Spills, National:**  
(800) 424-8802  
**West Virginia Department of Natural Resources:**  
(800) 642-3074

## ▶ Wisconsin

(800) 222-1222 (statewide, emergency)  
Madison (608) 262-3702 (non-emergency)  
Milwaukee (414) 266-2222 (non-emergency)

# Fruit Grower Newsletters

## Arkansas

University of Arkansas Division of Agriculture Cooperative Extension Service offers *Arkansas Fruit and Nut News*. It is published monthly or as needed to Arkansas growers at no cost. It provides timely information about fruit and nut production practices, disease and insect/mite activity, and upcoming meetings. Contact Donn Johnson, AGRI 320 Department of Entomology, Division of Agriculture, University of Arkansas System, Fayetteville, AR 72701; phone: (479) 575-2501; email: dtjohnso@uark.edu.

## Illinois

University of Illinois Extension publishes *The Illinois Fruit & Vegetable News*. This newsletter covers production practices and insect and disease management. It is available at [www.ipm.uiuc.edu/ifvn/index.html](http://www.ipm.uiuc.edu/ifvn/index.html). For information, or to order, contact Rick Weinzierl, Department of Crop Sciences, University of Illinois, AW-101 Turner Hall, 1102 S. Goodwin Avenue, Urbana, IL 61801; phone: (217) 333-6651; email: [weinzier@uiuc.edu](mailto:weinzier@uiuc.edu).

## Indiana

Purdue Extension offers *Facts for Fancy Fruit*, a fruit grower newsletter issued at frequent intervals during the fruit season to Indiana growers by first class mail for \$15 a year. This service supplies timely information on disease and insect activity throughout the state, cultural information, and announcements of upcoming meetings. The newsletter also is available for free at [www.hort.purdue.edu/fff](http://www.hort.purdue.edu/fff) and through email.

For a hard copy, send your name, address, and present fruit interests along with a check for \$15, made out to Purdue University to: *Facts For Fancy Fruit*, Department of Horticulture and Landscape Architecture, 625 Agricultural Mall Drive, Purdue University, West Lafayette, IN 47907-2010.

## Iowa

Iowa State University Extension and Outreach creates a monthly newsletter. Read it and sign up at [IowaProduce.org](http://IowaProduce.org).

## Kentucky

A Cooperative Extension newsletter, *Kentucky Fruit Facts*, is issued monthly to all Kentucky growers at no cost. This service supplies timely information on disease and insect activity throughout the state, as well as cultural information. To obtain this service, send your name, address and present fruit interests to: *Kentucky Fruit Facts*, c/o John Strang, Department of Horticulture, N-318 Ag. Sci. Bldg. North, University of Kentucky, Lexington, KY 40546-0091; phone: (859) 257-5685; fax: (859) 257-2859; email: [jstrang@uky.edu](mailto:jstrang@uky.edu). *Kentucky Fruit Facts* is also available at [www.uky.edu/hort/documents-list-fruit-facts](http://www.uky.edu/hort/documents-list-fruit-facts).

## Missouri

The Grape and Wine Institute (GWI) at the University of Missouri publishes an electronic newsletter, *The Midwest Winegrower*, available at [gwi.missouri.edu/publications](http://gwi.missouri.edu/publications). The newsletter includes educational articles on grape growing and winemaking; insect, disease, and weed management; industry news; and notices of events in the region. Those interested in receiving the newsletter should contact Tammy Jones ([jonestammy@missouri.edu](mailto:jonestammy@missouri.edu)) or Jackie Harris ([harrisjac@missouri.edu](mailto:harrisjac@missouri.edu)); GWI, 108 Eckles Hall, University of Missouri, Columbia, MO 65211-5140; (573) 882-8802.

## Nebraska

The University of Nebraska-Lincoln Extension publishes a quarterly newsletter — *The Nebraska Vine Lines*. This newsletter covers production practices, news of the industry, and insect, disease, and weed management. For information, contact Paul Read, Department of Agronomy and Horticulture, University of Nebraska, Lincoln, NE 68983-0724; phone: (402) 472-5136.

## Ohio

The *Ohio Grape-Wine Electronic Newsletter (OGEN)* is available at [www.oardc.ohio-state.edu/grapeweb](http://www.oardc.ohio-state.edu/grapeweb). To subscribe, email Dave Scurlock at [scurlock.2@osu.edu](mailto:scurlock.2@osu.edu). *Ohio Fruit News* (formerly *Ohio Fruit ICM News*) is available for free at [southcenters.osu.edu/horticulture](http://southcenters.osu.edu/horticulture). Subscribe to the ListServ at the site, or email Gary Gao at [Gao.2@osu.edu](mailto:Gao.2@osu.edu).

## Oklahoma

Oklahoma State University Cooperative Extension publishes a quarterly newsletter on grape management issues related to Oklahoma called *Le Vigneron*. This newsletter covers vine management, insect and disease control topics, and other information relevant to grape growers. For information contact William McGlynn, Department of Horticulture and Landscape Architecture, Oklahoma State University, Stillwater, OK 74078; phone: (405) 744-7375; email: [William.mcglynn@okstate.edu](mailto:William.mcglynn@okstate.edu). The newsletter also is available at: [www.grapes.okstate.edu/levigneron.html](http://www.grapes.okstate.edu/levigneron.html).

---

## Pesticide Drift Communication Tools

Several states involved in this spray guide have Web-based mapping tools that enable producers of pesticide sensitive crops avoid drift injury by communicating with agricultural chemical applicators.

DriftWatch.org serves Illinois, Indiana, Michigan, Minnesota, Missouri, Nebraska, and Wisconsin.

Oklahoma's Pesticide Drift Risk Advisor can be accessed through the Agweather website at [agweather.mesonet.org](http://agweather.mesonet.org).

Check with the state department of agriculture in your state about similar tools.

A rating of 2,4-D and dicamba sensitivity of grape cultivars has been added to Table 4 (page 36) to help growers avoid planting highly sensitive cultivars in regions with large acreages of corn and soybeans.

# Using a Plant Diagnostic Lab

The best way to identify insects, plants, and plant diseases, or to diagnose plant and pest problems, is to send a sample to a diagnostic laboratory. The National Plant Diagnostic Network website ([www.npdn.org](http://www.npdn.org)) lists diagnostic laboratories by state and region. Contact individual laboratories for specific submission and fee information (see pages 4-5).

To ensure an accurate diagnosis, it's important to collect and ship your specimens properly. Here are a few guidelines for collecting and shipping specimens to a diagnostic lab. *Your state will have specific instructions for collecting and shipping samples — check your local clinic's website for details.*

1. Collect fresh specimens. Send a generous amount of material, if available.
2. Ship specimens in a crush-proof container immediately after collecting. If holdover periods are encountered, keep specimen cool. Ship packages to arrive on weekdays.
3. Incomplete information or poorly selected specimens may result in an inaccurate diagnosis or inappropriate control recommendations. Badly damaged specimens are often unidentifiable and additional sample requests can cause delays.

## Submitting Plant Specimens for Disease/Injury Diagnosis

**Herbaceous Plants.** For generally declining, wilting, or dying plants, send several whole plants showing a range of symptoms (early through more advanced) with roots and adjacent soil intact if possible. Dig the plants carefully so the root system remains intact. Place roots and surrounding soil in a plastic bag and fasten it to the base of the stem with a twist tie or string. Wrap the plants in dry newspaper and place in a crush-proof container for shipment. Do not add water or moist paper towels.

**Leaves/fruit/woody tissues.** When localized infections (such as leaf spots, fruit rots, or cankers) are suspected, send specimens representing early and moderate stages of disease. Press leaves flat between heavy paper or cardboard (do not tape leaves to paper) and wrap fruits and woody tissue in dry paper. For large fruit, wrap each individually in newspaper. Do not place fruit in a plastic bag. Pack firmly in a crush-proof container so that fruit will not be bruised during shipping.

## Submitting Insect Specimens

Package insects carefully so they aren't crushed when they arrive at the lab. Do not tape insects to paper or package them loosely in envelopes. Separate and label the specimens if you send more than one type in the same package. Provide the appropriate information for each specimen.

**Tiny or Soft-bodied Specimens.** Submit such specimens (aphids, mites, thrips, caterpillars, grubs, spiders) in a small, leak-proof bottle or vial that is 1 ounce or less with filled with 70 percent alcohol (in Kansas submit in vinegar). Rubbing alcohol (isopropyl) is suitable and readily available. Do not submit insects in water, formaldehyde, or without alcohol; they will ferment and decompose.

**Hard-bodied Specimens.** Submit such specimens (flies, grasshoppers, cockroaches, wasps, butterflies, beetles) dry in a crush-proof container. As noted above, do not tape insects to paper or place them loose in envelopes.

## Submitting Samples for Nematode Analysis

If you suspect a nematode problem, contact your clinic for state-specific submission information (see pages 4-5).

In general nematode identification requires collection of at least one quart of soil from the root zone of affected plants. Include roots if the plants are actively growing.

Place the entire sample in a plastic bag. Do not add water or allow it to dry out. Protect the sample from extreme heat (for example, don't leave samples inside a parked vehicle in direct sunlight). It is often helpful to collect a second, similar sample from a nearby area where plant growth appears normal.

Attach a label, note, or tag identifying the sample to the outside of each bag or package.

## Selected University Diagnostic Labs

### Arkansas

Plant Health Clinic  
Univeristy of Arkansas  
2601 N. Young Ave.  
Fayetteville, AR 72704  
(479) 575-7601  
[bumperscollege.uark.edu/health\\_clinic](http://bumperscollege.uark.edu/health_clinic)  
Contact:  
Sherrie Smith, [ssmith@uaex.edu](mailto:ssmith@uaex.edu)

### Illinois

Univeristy of Illinois Plant Clinic  
S-417 Turner Hall  
1102 S. Goodwin Avenue  
University of Illinois  
Urbana, IL 61801  
(217) 333-0519  
[web.extension.illinois.edu/plantclinic](http://web.extension.illinois.edu/plantclinic)  
[www.facebook.com/UofIPlantClinic](https://www.facebook.com/UofIPlantClinic)  
Contacts:  
Stephanie Porter, [satterle@illinois.edu](mailto:satterle@illinois.edu)  
(217) 244-3254  
Suzanne Bissonnette, [sbissonn@illinois.edu](mailto:sbissonn@illinois.edu)  
(217) 333-2478

### Indiana

Plant and Pest Diagnostic Laboratory  
Purdue University  
LSPS 101  
915 W. State Street  
West Lafayette, IN 47907-2054  
(765) 494-7071  
Fax: (765) 494-3958  
[www.ppd.l.purdue.edu](http://www.ppd.l.purdue.edu)  
Contacts:  
Tom Creswell, [creswell@purdue.edu](mailto:creswell@purdue.edu)  
Gail Ruhl, [ruhlg@purdue.edu](mailto:ruhlg@purdue.edu)

### Iowa

Iowa State University Plant and Insect Diagnostic  
Clinic  
327 Bessey Hall  
Iowa State University  
Ames, IA 50011  
(515) 294-0581  
Fax: (515) 294-9420  
[www.plantpath.iastate.edu/pdc](http://www.plantpath.iastate.edu/pdc)  
Contacts:  
Erika Saalau-Rojas, Plant Pathologist  
[esaalau@iastate.edu](mailto:esaalau@iastate.edu)  
Laura Jesse, Entomologist  
[ljesse@iastate.edu](mailto:ljesse@iastate.edu)

### Kansas

Plant Disease Diagnostic Lab  
Extension Plant Pathology  
4032 Throckmorton Hall  
Kansas State University  
Manhattan, KS 66506-5504  
(785) 532-5810  
Fax: (785) 532-5692  
[www.plantpath.ksu.edu/DesktopDefault.aspx?tabid=49](http://www.plantpath.ksu.edu/DesktopDefault.aspx?tabid=49)  
Contact:  
Judith O'Mara, [jomara@ksu.edu](mailto:jomara@ksu.edu)

### Kentucky

*Serving central and eastern Kentucky:*  
Plant Disease Diagnostic Laboratory  
Agricultural Science Building-North  
University of Kentucky  
Lexington, KY 40546-0091  
(859) 257-8949  
Fax: (859) 323-1961  
[www.ca.uky.edu/agcollege/plantpathology/extension/  
pdd\\_lab.html](http://www.ca.uky.edu/agcollege/plantpathology/extension/pdd_lab.html)  
Contact:  
Julie Beale, [jbeale@uky.edu](mailto:jbeale@uky.edu)

*Serving western Kentucky:*  
Plant Disease Diagnostic Laboratory  
Department of Plant Pathology  
UK Research and Education Center  
P.O. Box 469  
1205 Hopkinsville Street  
Princeton, KY 42445  
[www.ca.uky.edu/agcollege/plantpathology/extension/  
pdd\\_lab.html](http://www.ca.uky.edu/agcollege/plantpathology/extension/pdd_lab.html)  
(270) 365-7541 Ext. 228  
Fax: (270) 365-2667  
Contact:  
Brenda Kennedy, [bkennedy@uky.edu](mailto:bkennedy@uky.edu)

### Missouri

No Plant Disease Clinic  
Plant Nematology Lab  
23 Mumford Hall  
University of Missouri  
Columbia, MO 65211  
(573) 884-9118  
Fax: (573) 882-0588  
[soilplantlab.missouri.edu/nematode](http://soilplantlab.missouri.edu/nematode)  
Contact:  
Robert Heinz, [Heinzr@missouri.edu](mailto:Heinzr@missouri.edu)

## **Selected University Diagnostic Labs** *(continued)*

### **Nebraska**

Plant & Pest Diagnostic Clinic  
448 Plant Sciences  
P.O. Box 830722  
University of Nebraska-Lincoln  
Lincoln, NE 68583-0722  
pdc.unl.edu/diagnosticclinics/plantandpest  
(402) 472-2559  
Fax: (402) 472-2853  
Contact:  
Kevin Korus, kkorus2@unl.edu

### **Ohio**

C. Wayne Ellett Plant and Pest Diagnostic Clinic  
Ohio State University  
8995 E. Main St., Bldg. 23  
Reynoldsburg, OH 43068  
(614) 292-5006  
Fax: (614) 466-9754  
ppdc.osu.edu  
Contact:  
Nancy Taylor, taylor.8@osu.edu or ppdc@cfaes.osu.edu

### **Oklahoma**

Plant Disease and Insect Diagnostic Lab  
Department of Entomology & Plant Pathology  
127 Noble Research Center  
Oklahoma State University  
Stillwater, OK 74078  
entopl.okstate.edu/pddl  
(405) 744-9961  
Fax: (405) 744-7373  
Contacts:  
Richard Grantham, entoman@okstate.edu  
Jennifer Olson, jen.olson@okstate.edu

### **West Virginia**

Plant Diagnostic Clinic  
West Virginia University  
G102 South Agriculture Sciences Bldg.  
Morgantown, WV 26506-6108  
anr.ext.wvu.edu/pests/wvu\_plant\_diagnostic\_clinic  
(304) 293-8838  
Fax: (304) 293-6954  
Contact:  
MM (Mafuz) Rahman, mm.rahman@mail.wvu.edu

### **Wisconsin**

Plant Disease Diagnostics Clinic  
Department of Plant Pathology  
1630 Linden Drive  
University of Wisconsin-Madison  
Madison, WI 53706-1598  
pddc.wisc.edu  
(608) 262-2863  
Fax: (608) 263-2626  
Contact:  
Brian Hudelson, bdh@plantpath.wisc.edu





## Foreword

Commercial fruit production has become a highly skilled, technical profession. Concerns about pesticide residues, operator risks, and the environment dictate that all fruit growers exercise extreme caution in the use of all pesticides, and indeed, all chemicals. The Environmental Protection Agency (EPA) has designated a number of fruit pesticides as “restricted use.” Growers who plan to use these restricted materials must be certified as private applicators. Certification requires that applicators understand the following: labels and labeling, safety factors, potential environmental concerns, identification of common pests encountered, pesticides and their use, proper equipment use, application techniques, and applicable state and federal regulations. Training programs are offered to help you in certification. Contact your county Extension office for information.

The pest management recommendations in this guide have been formulated to provide you up-to-date information on pesticides and their applicability to your problem. It is suggested that you use this information to set up your own spray program. You should keep accurate records of materials used, dates of application, areas treated, stages of growth, and weather conditions. Page 88 of this guide contains sample record sheets. In case of questions, nothing beats a good set of records. Records are required by EPA for Restricted Use Pesticide applications. Some states may require records for general use pesticides (e.g., Kentucky has this requirement).

### Handling Pesticides

1. Know the pesticide toxicity and act accordingly.
2. When mixing pesticides do not breathe the dust, powder, or vapor. Always mix outdoors.
3. Do not smoke, eat, or drink when handling or applying pesticides.
4. Stay out of drift from spray or dust.
5. Rinse liquid containers with water at least three times and pour rinsate into spray tank as it is being filled. Punch holes in metal and plastic containers and crush. Dispose of these and all other pesticide containers where there will be no contamination of crops or water supply. Do not re-use pesticide containers.
6. Use an adequate respirator and protective clothing, especially when mixing pesticides. Necessary protective equipment is listed on pesticide labels.



7. Have a “buddy” around when using acutely toxic organophosphates, just in case.
8. For maximum safety, get an appropriate blood test before the season starts and test periodically during the season.
9. Consult a doctor immediately if unusual symptoms develop during or after spraying. Symptoms such as blurred vision, nausea, headaches, chest pains, weakness, diarrhea, or cramps indicate possible pesticide poisoning.
10. Wash hands thoroughly before eating or smoking.
11. Bathe and change clothes daily, and wash contaminated clothing separate from other laundry.
12. Always store a pesticide in its original container, never in an unmarked container. Never trust your memory.
13. Always store pesticides under lock and key and keep them away from children.
14. Always use an anti-siphon device when filling the spray tank from a domestic water source.
15. The label is the law. Read and follow all label instructions carefully.

## Management Tips for Safety

1. Maintain accurate spray records. Show application rates, pesticides used, total gallonage, area treated, stage of plant development, and weather data.
2. Be prepared to show your records to the EPA or state regulatory officials if necessary.
3. Do not contaminate forage crops or pastures.
4. Do not allow animals to graze fruit plantings.
5. Prevent excess drift.
6. Maintain equipment in top condition.
7. Protect children, pets, livestock, and the environment from pesticide contamination.
8. Follow all label instructions on re-entry times for pesticides. Regulations mandate re-entry times for all pesticides. Sprayed areas must be posted so workers will not enter before the re-entry time without the required protective clothing. Re-entry times and the required protective clothing are listed on product labels and in tables in this guide.
9. Inform all workers of re-entry restrictions and information on safe pesticide use and/or training to meet OSHA requirements.

10. Comply with the Right-To-Know law. Have complete product labels readily available for workers to see. Have the Material Safety Data Sheet (MSDS) for each product you use available for workers to see and for rescue or fire personnel to use in case of emergency.
11. Provide pesticide safety training for pesticide handlers and other workers to comply with Worker Protection Standards (WPS).
12. Regularly inspect and maintain personal protective equipment used when applying pesticides.

## Pesticide Use and the Law

Pesticides are developed by manufacturers, registered with EPA, and sold to the public with the assumption that users read, understand, and follow instructions found on product labels. Specific information on use, personal protective equipment, environmental precautions, and storage and disposal are found on pesticide labels. The purpose of the label is to provide clear directions to allow maximum product benefit while minimizing risks to human health and the environment.

Every pesticide label includes the statement, “It is a violation of federal law to use this product in a manner inconsistent with its labeling.” This language obliges purchasers or users of any pesticide to assume all legal responsibilities for the product’s use. Further, courts and regulators recognize that pesticide labels are binding contracts that require those using the products to do so exactly as directed. Terms such as “must,” “shall,” “do not,” and “shall not” mean users are responsible for specific actions when applying or handling a given product; any departure from such directions is, in the eyes of the law, an illegal use of the pesticide.

“Use” means more than just applying the pesticide. Federal and state regulations define pesticide use to include handling, mixing, loading, storing, transporting, and disposing, as well as human and environmental exposure. This all-encompassing definition covers every activity that involves a pesticide — from purchase to container disposal.

The pesticide label is more than just a piece of paper. It serves a dual function: the label instructs users how to use the product safely and effectively, and it serves as a legal measuring stick. Many statements on the label result from rigorous scientific investigations and governmental regulatory decisions. Pesticide users should read, understand, and follow pesticide

label directions to ensure effective pest control, personal safety, environmental protection, and legal compliance.

Pesticide labels include two very important statements:

**Re-entry or restricted entry interval (REI) statements** contain re-entry precautions and state a time interval during which entry into a pesticide-treated site is not allowed. The statement indicates the length of time that must elapse after the pesticide application before individuals may enter the treated area without personal protective clothing and equipment.

**Pre-harvest interval (PHI) statements** indicate the time interval that must elapse after the pesticide application before the crop may be harvested. Harvesting prior to the PHI may result in dangerous and illegal pesticide residues on the crop.

## **Pesticide Use in Greenhouses and High Tunnels**

Fruit and vegetable production in greenhouses and high tunnels has increased dramatically in the Midwest in the past few years. Although greenhouse or high tunnel environments may change the composition of the pest complex growers may face, using pesticides will often be necessary to maintain the adequate levels of control needed to produce a profitable and marketable crop.

Pesticide regulatory agencies in the Midwest vary in their interpretation of whether a high tunnel is a type of greenhouse. For example, Indiana considers a high tunnel to be a form of greenhouse. That means the pesticides one selects for high tunnel use must be appropriate for greenhouse use. Other states consider high tunnels to be the same as fields when it comes to pesticide use. Still other states, like Missouri, take an intermediate approach: they call a high tunnel a greenhouse when the sides are closed, but call it a field when the sides are open.

It is important that you determine how your state views high tunnels. When it comes to greenhouse pesticide applications, there are three kinds of labels.

First, pesticide labels can clearly state that the products may be used in greenhouses. These products may be used according to label directions. Pesticide labels that have different instructions for greenhouse use and in-field use also fall into this category.

These products also may be used according to label instructions.

Second, pesticide labels may clearly prohibit greenhouse use. Obviously, these products cannot be used in a greenhouse under any circumstances.

Finally, there are many pesticide labels that don't specify whether the product can be used in a greenhouse or not. When labels don't expressly prohibit greenhouse use, most state regulatory agencies interpret that to mean that the product can be used in a greenhouse as long as the treated crop is on the label and the product is used according to label directions.

## **Determining Spray Volume and Rate**

Small fruit plantings are sprayed with insecticides, fungicides, growth regulators, and nutrient solutions in many different formulations and concentrations and at various stages of plant development. The principal targets in spraying may be the foliage, flowers, fruit, woody surfaces, or all these components. Obviously, the equipment and methods used for such a diverse spraying program must be versatile, and the equipment must be properly calibrated for each type of application to produce the desired results.

### ***Dilute Spraying***

The objective of spraying is to distribute the spray material uniformly over the plants or plant parts of particular concern. Pesticide recommendations are based on the amount of dilute spray needed to wet plants thoroughly, to the point of "runoff." In typical blueberry, raspberry, or grape plantings with plants 5 to 7 feet tall and 3 to 5 feet wide and set in rows 9 to 10 feet apart, and in most strawberry plantings, 100 gallons of water per acre has been established as a standard dilute spray volume for fungicide and insecticide application. This dilute rate is considered a 1x concentration.

### ***Low Volume Spraying***

Low volume, or concentrate, spraying refers to the use of less water per acre in applying pesticides. In low volume spraying, the volume of water applied per acre is reduced in proportion to the increased concentration of pesticide used by 2x, 3x, 4x, or more. Thus, a 3x rate uses a 3x concentration of pesticide in only one-third the water per acre that would be used in dilute spraying.

Low volume sprays must be applied with air-assisted sprayers that use a high velocity airstream to distribute the spray mixture. Most conventional air-assisted sprayers can be used to apply spray mixtures up to 6x concentration. Sprayers specifically designed for ultra low volume application should be used for applications up to 10x.

Using low volume sprays requires less labor, less water, less time, and fewer refills than 1x or dilute mixtures. However, low volume sprays have disadvantages. Here are some precautions to follow when making low volume pesticide applications:

1. Use extreme care in calibrating the sprayer and maintaining a constant sprayer speed. As gallonage is decreased, errors become much more critical.
2. Choose calm, yet good drying conditions for spraying. This may mean spraying at night or early in the morning. Good coverage cannot be achieved in windy conditions (over 5 mph).
3. Prune plants well to create an open canopy for spray penetration. Spray droplets will not penetrate dense foliage.
4. Choose pesticide formulations that will mix satisfactorily. Pay careful attention to increased operator hazards and drift problems.

### ***Tree Row Volume Spraying***

Tree row volume (TRV) is a method originally used with orchard crops to determine the dilute (1x) volume of spray solution necessary to cover the entire plant surface for any given fruit planting. TRV is an objective method for determining the spray volume required for plants of different sizes, and for changes in canopy size as plants develop during the season.

With the TRV method, the volume of dilute spray needed per acre can be easily calculated for each planting based on plant size and density. To determine the TRV, the between-row spacing, maximum plant height, and cross-row plant spread must be accurately measured. See the step-by-step procedure below.

### ***Calculate Tree Row Volume Gallonage***

**Step 1. Calculate feet of row/acre.**

$$\frac{43,560 \text{ sq ft/acre}}{\text{between-row spacing (ft)}} = \text{feet of row/acre}$$

**Step 2. Calculate cu ft of TRV/acre.**

Feet of row/acre (from Step 1) x plant height (ft) x cross-row plant spread (ft) = cu ft of TRV/acre.

### **Step 3. Select density factor.**

Select one of the following numbers that best indicates the canopy density of each separate planting.

**0.70 gal/1,000 cu ft:** Plants extremely open, light visible through entire canopy.

**0.80 gal/1,000 cu ft:** Plants well pruned, with moderate vigor, adequate light penetration into canopy, many holes in foliage where light can be seen through plant.

**0.90 gal/1,000 cu ft:** Plants pruned minimally, or with high vigor, poor light penetration into canopy, very few holes where light can be seen through plant.

**1.00 gal/1,000 cu ft:** Plants unpruned, extremely dense, no light visible anywhere through canopy

### **Step 4. Calculate TRV gallonage/acre.**

$$\frac{\text{cu ft of TRV/acre (from Step 2)} \quad \times \quad \text{density (from Step 3)}}{1,000}$$

= gallons of dilute solution to be applied per acre

= TRV gal/acre

### **Example**

A vineyard has rows spaced 10 feet apart, the canopy height is 6 feet, and the cross row spread is 4 feet at full canopy. The density factor is 0.90.

**Step 1** 43,560 sq ft ÷ 10 ft = 4,356 ft of row/acre

**Step 2** 4,356 x 6 ft x 4 ft = 104,544 cu ft TRV/acre

**Step 3** Density has been chosen as 0.90.

**Step 4** [104,544 x .90] ÷ 1,000 = 94 TRV gal/acre

### ***Spraying Small Volumes***

In some cases the grower may wish to apply small volumes of pesticides with backpack or hand-held sprayers or wipers. The following table will help make the conversion from rate per 100 gallons to rate per gallon. Care should be taken to measure pesticide amounts accurately because errors will be magnified at small volumes.

### **Calibrating Single Nozzle and Boom Sprayers**

Calibration is an essential step in the use of any application equipment. For boom sprayers, a satisfactory spray pattern can be achieved only if the output from individual nozzles does not differ more than 10%.



Owner's manuals for sprayers contain specific instructions for calibration and adjustment. A good time to calibrate is in early spring, right after the sprayer has been reassembled and is being readied for early season operations. Check for worn disks and be sure that all nozzle tips have the same angle and capacity rating. The use of wettable powder sprays enlarges nozzle openings, so calibration of each nozzle is essential. Use only clean water when calibrating sprayers. Start the season with a calibrated sprayer, and depending on the number of gallons sprayed and the cleanliness of the water you have used, calibrate the sprayer again according to intervals specified in the owner's manual (or no later than halfway through the spray season).

### To Check Nozzle Uniformity

Follow these steps to check nozzle uniformity:

- Step 1.** Hang a container under each nozzle.
- Step 2.** Operate the sprayer at the usual application pressure until about a pint of water has been collected in each container.
- Step 3.** Measure and record the output of each nozzle. Measurements can be made by a "dip stick" method, but using a graduated cylinder with indications for fluid ounces or milliliters is better.
- Step 4.** Determine the total output collected from all nozzles.
- Step 5.** Determine the average per nozzle by dividing the total output by the number of nozzles on the boom.

- Step 6.** Multiply the average (Step 5) by 5% (0.05).
- Step 7.** Subtract this figure (Step 6) from the average (Step 5). This will be the lower limit of the 10% allowable spread.
- Step 8.** Add the 5% figure (Step 6) to the average (Step 5). This will be the upper limit of the 10% allowable spread.
- Step 9.** The allowable 10% spread is between the low figure (Step 7) and the high figure (Step 8).
- Step 10.** Compare the output of each nozzle to these low and high figures.
  - a. Take apart and clean or replace all nozzles with outputs less than the lower limit.
  - b. Replace all nozzles with outputs greater than the upper limit.
- Step 11.** After cleaning or replacing nozzles, repeat steps 1 through 10 to make sure your repairs have been successful. Output of new nozzles often fails to match the average of existing nozzles.

### Spray Pattern Alignment

Single and double spray patterns can be aligned on a paved drive or other flat surface.

Alignment of nozzles in a double spray or double overlap pattern requires that adjacent nozzle angles be offset slightly so that the area to be treated receives spray from two nozzles, yet the spray patterns do not collide. Remember, a double or overlapping spray pattern will use twice as much spray per acre as a

### Approximate Dilutions for Small Volumes of Spray Mixes

Equivalent rates for different quantities of water				
Formulation	100 gallons	5 gallons	3 gallons	1 gallon
Wettable Powder, Dry Flowable, etc.	5 pounds	15 tablespoons	9 tablespoons	3 tablespoons
	4 pounds	13 tablespoons	8 tablespoons	8 teaspoons
	3 pounds	10 tablespoons	6 tablespoons	2 tablespoons
	2 pounds	8 tablespoons	4 tablespoons	4 teaspoons
	1 pound	3 tablespoons	6 teaspoons	2 teaspoons
	1/2 pound (8 oz)	5 teaspoons	1 tablespoon	1 teaspoon
Emulsifiable Concentrate, Liquid	5 gallons	1 quart	1 1/4 pints	13 tablespoons
	4 gallons	1 1/2 pints	1 pint	10 tablespoons
	3 gallons	1 1/4 pints	3/4 pint	8 tablespoons
	2 gallons	3/4 pint	1/2 pint	5 tablespoons
	1 gallon	1/2 pint	8 tablespoons	3 tablespoons
	1 quart	3 tablespoons	2 tablespoons	2 teaspoons
	1 pint	5 teaspoons	1 tablespoon	1 teaspoon

single spray pattern if pump pressure and sprayer speed remain the same. A double spray pattern is most useful for treating dense or tall vegetation.

## Calibration of Air-blast Sprayers

Accurate calibration is the only way to ensure that a sprayer is applying the intended amount of chemical. The operator must know the amount of water that will be applied per unit of area in order to make a proper spray mix. Failure to calibrate a sprayer can result in crop injury, creation of a hazardous situation, and wasted money. Frequent calibration identifies worn nozzles and keeps the operator aware of factors affecting application rate, such as travel speed, pressure, and type of nozzle in use.

### Precalibration Check

Before calibrating, check the sprayer carefully. Be sure the nozzle tips are clean. Replace all worn or damaged nozzles. Check all hoses and fittings for leaks and aging. Make sure the pressure is constant and the tank is free of dirt and debris.

### Determining Sprayer Speed

The rate of travel needed for proper distribution of spray within the canopy can be determined by trial by placing water sensitive spray paper at various locations within the trellis. For proper pesticide application, the air within the canopy must be completely replaced with spray-laden air from the sprayer. In general, a travel speed of 1 to 3 miles per hour has proved satisfactory, depending on the size and density of the canopy, and capacity of the sprayer.

Before a sprayer can be calibrated, the travel speed must be determined in miles per hour (mph). To determine the travel speed, load the sprayer with clear water and make a test run in the vineyard. Always make the test run in the vineyard or on similar ground as tractor speed changes dramatically from soft to firm surfaces. Set the tractor throttle at a level sufficient to operate the sprayer (pto speed) and select an appropriate gear. Remember or mark these settings. Speed can be calculated by measuring the time required to travel any measured distance. A good conversion factor to remember is that 1 mph=88 feet/min. A convenient test length is 176 feet because it is a multiple (2x) of 88. The following formula can be used to determine travel speed:

$$\text{Speed (mph)} = \frac{\text{distance (ft)} \times 60}{\text{time (sec)} \times 88}$$

For example, if it requires 60 seconds to travel a measured distance of 176 feet, the travel speed is:

$$\text{mph} = \frac{176 \times 60}{60 \times 88} = \frac{10,560}{5,280} = 2 \text{ mph}$$

### Determining Nozzle Flow Rate

To select the correct nozzle and whirlplate sizes, the total gallons per minute (gpm) of output for each particular application must be determined.

To determine gpm, it is necessary to know the travel speed of the sprayer (mph), the gallons per acre (gpa) to be applied, and the spacing (W) between the rows of plants. Once these three variables are measured or selected, a simple equation can be used to calculate the gpm. This equation is for one side of the sprayer manifold only. Double the calculated answer if both sides of the sprayer are to be used. Once the nozzle and whirlplate combinations are determined, place the same size nozzles and whirlplates in both sides of the sprayer if both sides are to be used.

**Step 1.** Calculate the total gpm required per side:

$$\text{gpm (per side)} = \frac{\text{gpa} \times \text{mph} \times \text{W}}{1,000}$$

gpm = gallons per minute (per side)

gpa = gallons per acre

mph = speed (in miles per hour )

W = spacing between rows (in feet)

**Example:** You have decided to apply 70 gpa while traveling 2 mph, and the rows are spaced 10 feet apart. What is the gpm per side?

$$\text{gpm} = \frac{70 \times 2 \times 10}{1,000} = \frac{1,400}{1,000} = 1.4 \text{ gpm}$$

**Step 2.** Select the correct nozzle-whirlplate combination and operating pressure. Air-blast sprayers normally use disk-core-type cone spray tips. The correct size nozzles and whirlplates can be selected by using a table, which indicates the nozzle size and gallons per minute output at various pressures using specific whirlplates. These tables can be found in the sprayer manufacturer's literature or in nozzle catalogs.

Nozzles in the sprayer manifold should be arranged so approximately *2/3 of the total flow comes from nozzles in the upper half* of the manifold, and *1/3 of the total flow comes from nozzles in the lower half*. Adjust nozzles this way to provide uniform coverage throughout the canopy. It should provide adequate penetration to the top and center of the canopy while avoiding excess application in the lower outside areas.

**Step 3.** Install the nozzles in their proper outlets. Inspect and clean all nozzles and outlets and determine that the sprayer is operating correctly. Nozzles are a very important part of the sprayer; if any defects or wear are showing in the nozzles, replace them.

**Step 4.** Measure the total gpm from all the nozzles selected in Step 2. Fill the sprayer tank at least half full. Prime the sprayer system and check all the nozzles to make sure none are clogged or partially clogged. Record the exact level of water in the spray tank. Bring the sprayer up to the desired pressure and turn the nozzles on. Use a stopwatch to record how long the sprayer is running. The sprayer should be operated for at least three minutes. Record the new level in the tank or measure the amount of water needed to refill the tank to the original level.

**Example:** The spray tank is filled to the 100-gallon level. It was predetermined from the manufacturer's tables that the nozzles selected would give a total output of 4 gpm. The sprayer was operated for five minutes at 150 psi on the gauge. After the five minutes, the sight gauge read 75 gals. The actual output was:

$$100 \text{ gals (start)} - 75 \text{ gals (stop)} = 25 \text{ gal per } 5 \text{ min} = 5 \text{ gpm}$$

The theoretical output from table information, however, was 4 gpm.

When actual output differs from the calculated output, make adjustments by changing the pressure (when the difference is small) or changing the nozzle sizes (when the difference is large). Experiment with the pressure to see if the output can be fine tuned. Refer to manufacturer's tables for recommended operating pressures for nozzles. Never operate above or below recommended pressures.

Repeat these calibration procedures whenever changes are made in the speed, gallons per acre, or row spacing. Periodically check the output from the nozzles during the spraying season. Remember, the effectiveness of the spray material is directly dependent on your skill as an operator.

Field test to confirm calculations:

$$\text{gpa (gallons per acre)} = \frac{\text{gal. sprayed} \times 43,560 \text{ ft}^2}{\text{distance traveled (ft.)}}$$

**Example:** A field test is run in which 10 rows, each 200 feet long, were sprayed. Row spacing was 10 feet. It took 35 gallons to refill the sprayer to the original level. What was the gpa?

$$\frac{35 \text{ gal} \times 43,560 \text{ ft}^2}{2,000 \text{ ft} \times 10 \text{ ft}} = 76 \text{ gpa}$$

## Spray Water pH

Several pesticides break down rapidly in alkaline water. In a matter of hours (or, in extreme instances, only minutes), 50% or more of the active ingredient may be hydrolyzed to yield a less active compound. Captan, Cygon, Imidan, Kelthane, Malathion, and Omite are examples of compounds that are especially vulnerable to alkaline hydrolysis.

Both well and pond water in the Midwest tend to be alkaline (pH above 7.0). To ensure the maximum effectiveness of pesticide applications, check the pH of spray mixes in the spray tank and add buffering agents if necessary to adjust the pH to neutral (7.0). Buffering agents include Buffercide, Buffer-X, Unifilm B, and LI 700 Acidiphactant. Granulated food grade citric acid may be the most convenient and inexpensive acidifying material. Two ounces per 100 gallons has been shown to reduce the pH of tap water from 8.3 to 5.4. Convenient granulated food grade citric acid measures are:

per 100 gal	1/4 cup, slightly rounded
per 300 gal	3/4 cup, rounded
per 500 gal	1 1/3 cups

Granulated food grade citric acid is available in 50-pound bags from suppliers that handle food grade chemicals. Do not try to acidify solutions containing Bordeaux mixture, fixed copper, or other copper compounds.

## Spray Adjuvants

Several types of additives are available to improve the effectiveness of spray applications. Known collectively as adjuvants, they include:

**Activators** increase a pesticide's effect by increasing the penetration of a spray solution through leaf hairs or a waxy cuticle and into a leaf or fruit.

**Acidifiers** lower the pH of alkaline spray water to reduce the potential breakdown of certain pesticides in the spray tank.

**Buffers** change the pH of spray water, then hold it at the desired degree of acidity.

**De-Foamers**, when added to the spray tank, break down or prevent the formation of foam.

**Elasticizers or Drift Control Agents** reduce the breakup of spray droplets into very fine particles and thereby minimize drift.

**Surfactants, Spreaders, and Wetting Agents** are different names for products that reduce the surface tension around a spray droplet, allowing it to spread out more evenly on the surface of a leaf or fruit.

**CAUTION:** Some surfactants used in combination



with certain pesticides can function as activators, causing plant injury. Consult labels or chemical suppliers for more information.

**Stickers** cause a pesticide to stick to the surface after the spray dries, thereby reducing the potential for loss from rain or overhead irrigation.

**Spreader-Stickers** is a term commonly misused when referring to a surfactant or spreader. A true spreader-sticker combines the characteristics of a surfactant with that of a sticker.

**Caution:** Do not use an adjuvant with any pesticide without first consulting the specific pesticide label. Improper selection or use can result in crop injury or reduced effectiveness, particularly when adjuvants are mixed with emulsifiable concentrates.

## Tips on Using This Spray Guide

This guide lists recommended materials for the common disease and insect pests of grapes and small fruit. These recommendations cover the various options available to growers. Using *all* listed materials is not recommended. Rather, growers are advised to appropriately use one or more of the various options. Growers should consult a text, such as the *Midwest Small Fruit Pest Management Handbook* (see inside front cover) to gain a thorough understanding of each pest and appropriate control measures.

This spray guide lists pests, recommended control measures, and comments by growth stage through the growing season. It is important that users understand the material listings and the various uses of the word “or.” There are two uses of the word “or” in this text, particularly in regard to fungicides for disease control:

1. “*or*” is italicized and placed below a material when different materials can be used to control the same disease, but *only one* of the suggested materials should be used. For example, see the recommended materials for control of Black rot, Phomopsis cane and leaf spot, and Downy mildew on page 17.

Mancozeb 75DF <i>or</i>
Captan 50WP <i>or</i>
Ziram 76DF <i>or</i>
Abound 2.08F <i>or</i>
Sovran 50WG <i>or</i>
Pristine 38WG <i>or</i>
Quadris Top <i>or</i>
Revus Top

In this list, the use of “*or*” means only one of the eight recommended materials should be applied at the specified rates.

2. “**OR**” is used to indicate a change to a completely different group of fungicides options; “**plus**” indicates the use of two fungicides in a tank mix where you select one fungicide from above the **plus** and combine it with another fungicide from below the **plus**. For example, see the list of recommended materials below for simultaneous control of Phomopsis cane and leaf spot, powdery mildew, downy mildew, and black rot.

Mancozeb 75DF
<b>plus</b>
Sulfur <i>or</i>
JMS Stylet oil
<b>OR</b>
Balyeton 50WP <i>or</i>
Rally 40WSP
<b>plus</b>
Mancozeb 75DF <i>or</i>
Captan 50WP

This means to use one of the two major options:

- a. The combination of mancozeb **plus** either sulfur or JMS Stylet oil.

**OR**

- b. Either Bayleton or Rally **plus** either Mancozeb or Captan.

The reasoning behind this recommendation (in the example above) is that in option 1, Mancozeb provides excellent control of Phomopsis, black rot, and downy mildew, but provides no control of powdery mildew. Sulfur and JMS Stylet oil both provide excellent control of powdery mildew. By combining Mancozeb with sulfur or stylet oil, all of the major diseases are controlled simultaneously (Phomopsis, powdery mildew, downy mildew, and black rot.) In option 2, Bayleton and Rally both provide excellent control of powdery mildew and black rot, but provide no control of Phomopsis or downy mildew. By combining Bayleton or Rally with Mancozeb or Captan, all of the major diseases are controlled simultaneously.

## Summary

Pesticide recommendations may seem confusing to the novice because there are so many options for materials to use for certain diseases or insect pests. For this reason, we strongly recommend that growers refer to the *Midwest Small Fruit Pest Management Handbook* (see front inside cover) to develop a thorough understanding of pest management. With fungicides in particular, a single material may control one or more diseases, but not all. So, when several diseases are a threat, a combination of materials may be required for control. Additionally, insect pests may be a problem at the same time, so insecticides may be needed. In most cases, multiple fungicides and insecticides can be tank mixed together and applied at one time. In most cases there are no problems mixing materials, however, certain materials are incompatible with each other. Refer to the comments sections in this guide, and the pesticide label for recommendations. Most problems are associated with using copper or sulfur fungicides in combination with, or relatively soon after applications of oils. These instances are fairly rare. Problems may occur when tank mixing products of different formulations, such as emulsifiable concentrates and wettable powders. Most pesticide labels give instructions on loading, tank mixes, etc., and we recommend that growers follow the label directions closely to avoid problems.

Certain fungicides and insecticides may be phytotoxic (cause foliar damage) to certain crops and/or varieties. For example, many grape varieties are sensitive to sulfur or copper. Table 4 on page 36 lists variety sensitivity to these materials. Additionally, some grape varieties are sensitive to endosulfan insecticide and certain strobilurin fungicides, and some strawberry varieties are sensitive to Sinbar herbicide. Always read the comments associated with the materials in this guide.

Pesticide choices can be limited by variety, disease or insect pressure and other factors. Grower preference, experience with materials, and price often influence decisions as well. Pest management in small fruit crops is relatively easy so long as the grower understands the pests, critical periods for control, proper selection of control materials, and proper application procedures.

**Always read the entire pesticide label. If you have any questions about the proper use of a pesticide, refer to other sources, such as the *Midwest Small Fruit Pest Management Handbook*. If you still have questions, contact the manufacturer or your state Extension specialist for clarification.**

# Grape Spray Schedule

## Note on Disease Control Recommendations

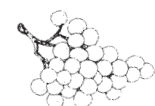
The following information is intended to provide general guidelines for use in developing a fungicide spray program for grapes in the Midwest. This spray schedule presents various fungicide options that growers can consider.

The major grape diseases that generally require at least some fungicide application for control on an annual basis include black rot, powdery mildew, downy mildew, and Phomopsis cane and leaf spot. Several recommendations in this guide include tank mixes of different fungicides that are intended to provide a program that will control all of these diseases simultaneously. In some cases, recommendations for a single disease alone are provided as well.

Growers who wish to make a fungicide application intended to control only one specific disease, can refer to Table 1, Effectiveness of Fungicides for the Control of Grape Diseases on page 33 of this guide.

**Please pay special attention to the notes and comments.**

<b>Dormant</b>			
Apply before buds swell.			
<b>Pest/Problem</b>	<b>Material</b>	<b>Rate/Acre</b>	<b>Comments</b>
Anthracnose	<b>Fungicide Resistance Alert:</b> See note on page 32 on fungicide resistance development in powdery and downy mildew.		
	Lime sulfur solution <i>or</i>	10 gal	This dormant application is aimed at reducing overwintering inoculum on canes. See pages 28-29 for more information on anthracnose.
	Sulfurix	1 gal	
<b>Bud Swell</b>			
Apply just before buds show green.			
<b>Pest/Problem</b>	<b>Material</b>	<b>Rate/Acre</b>	<b>Comments</b>
European red mite and/or scale insects	Superior oil (70-sec.)	4 gal	
Grape scale	Lorsban Advanced	1 qt	
Flea beetle adults	Scout at least weekly as bud swell occurs.		
	Baythroid XL (1EC)	2.4-3.2 fl oz	
	Danitol 2.4EC	5.3-10.7 fl oz	
	Renounce 20WP	3-4 oz	
	Scorpion 35SL	2-5 fl oz; 9-10.5 fl oz	Use the low rate for foliar application; use the high rate for soil application.
	Sevin XLR Plus (4F)	2 qt	Other formulations may be available.
Climbing cutworms	Scout at least weekly as bud swell occurs.		
	Same as for flea beetles above, or		
	Altacor 35WDG	3-4.5 oz	
	Baythroid XL 1EC	2.4-3.2 fl oz	
	Belt 4SC	3-4 fl oz	
	Danitol 2.4EC	10.7-21.3 fl oz	
	Delegate 25WG	3-5 oz	
Lorsban 4E or Lorsban Advanced	1 qt	Apply as a spray drench ground application. Do not use now if Lorsban will be used later for root borer.	





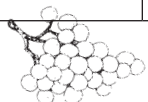
## Bud Break to Bloom

Begin applications after ½-inch new shoot growth; repeat at 7-10 day intervals or according to label instructions and environmental conditions for disease development.

On varieties highly susceptible to powdery mildew, a fungicide for powdery mildew control should be included in these early sprays. Primary infections of powdery mildew can occur during this period.

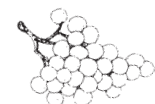
**Fungicide Resistance Alert:** See note on page 32 on fungicide resistance development in powdery and downy mildew.

Pest/Problem	Material	Rate/Acre	Comments
Black rot, Phomopsis cane and leaf spot, Powdery mildew, Downy mildew	Mancozeb 75DF	3 lb	Early sprays for Phomopsis cane and leaf spot are especially critical. Mancozeb and Captan are both very effective for control of Phomopsis. Mancozeb is sold under the trade names Dithane, Manzate, Penncozeb and others. If black rot is a problem in the vineyard, Mancozeb would be the fungicide of choice. Captan is less effective than Mancozeb for black rot control. See Table 1, page 33.
	<b>plus</b>		
	Sulfur <i>or</i>	See comments.	Use sulfur with caution. See note on sulfur, page 30.
	JMS Stylet Oil	1-2% conc.	Do not use Captan or sulfur within 2 weeks of applying JMS Stylet Oil, or stylet oil within 2 weeks of a Captan or sulfur application. Mixing Captan or sulfur with oil can result in severe vine damage.
	<b>OR</b>		
	Bayleton 50WP <i>or</i>	2-6 oz	Bayleton is not recommended for control of powdery mildew because of reduced efficacy. It is still effective against black rot.
	Rally 40WSP <i>or</i>	3-5 oz	
	Procure 50WS <i>or</i>	4-8 oz	
	Tebuzol 45DF <i>or</i>	4 oz	Elite 45DF is no longer sold. The active ingredient in Elite was tebuconazole. There are several generic fungicides with the same active ingredient (tebuconazole) — see Table 9 on page 59 for other fungicides with tebuconazole. Tebuzol 45DF contains tebuconazole.
	Mettle 125ME <i>or</i>	3-5 fl oz	
	Inspire Super <i>or</i>	16-20 fl oz	Inspire Super, Quadris Top, and Revus Top all contain the active ingredient difenoconazole. All fungicides with difenoconazole that are labeled for grapes have the following precaution: “on <i>V. labrusca</i> , <i>V. labrusca</i> hybrids, and other nonvinifera hybrids where sensitivity is not known, the use of Inspire Super, Quadris Top, or Revus Top by itself or in tank mixes with materials that may increase uptake (adjuvants, foliar fertilizers) may result in leaf burning or other phytotoxic effects.” The Revus Top label states that it cannot be used on Concord, Concord Seedless, and Thomcord grapes.
	Endura 70WG <i>or</i>	4.5 oz	
	Quintec 2.08F <i>or</i>	3-4 fl oz	
	Potassium salts	See comments.	See note on potassium salts, page 32.
	<b>plus</b>		
	Mancozeb 75DF <i>or</i>	3 lb	
Captan 50WP <i>or</i>	3 lb	Captan 80WDG, Captan 4L, and Captan 4L are also available. The PHI on grapes is 0 days. The REI on grapes is 48 hours. Always check the label on the Captan product you are using for the PHI and REI.	
Ziram 76DF	3-4 lb		

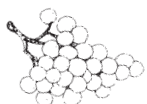


Pest/Problem	Material	Rate/Acre	Comments
Black rot, Phomopsis cane and leaf spot, Powdery mildew, Downy mildew (continued)	<b>OR</b>		
	Abound 2.08F <i>or</i>	11-15.4 fl oz	See notes on Abound, Sovran, Flint, and Pristine, pages 30-31.
	Sovran 50WG <i>or</i>	3.2-6.4 oz	
	Flint 50WG	1.5-4.0 oz	Do not apply Flint or Pristine to Concord or other American type grapes as injury may occur. Flint is not recommended for downy mildew control.
	<b>plus</b>		
	Sulfur <i>or</i>	See comments.	Use sulfur with caution. See note on sulfur, page 30.
	Endura 70WG <i>or</i>	4.5 oz	
	Quintec 2.08F <i>or</i>	3-4 fl oz	
	Potassium salts	See comments.	See note on potassium salts, page 32.
	<b>OR</b>		
	Pristine 38WG <i>or</i>	8-12.5 oz	Do not apply Flint or Pristine to Concord or other American type grapes as injury may occur.
	Quadris Top <i>or</i> Revus Top	10-14 fl oz 7 fl oz	See note for Inspire Super on page 16.
Black rot, Phomopsis cane and leaf spot, Downy mildew	Mancozeb 75DF <i>or</i>	3-4 lb	
	Captan 50WP <i>or</i>	3-4 lb	
	Ziram 76DF <i>or</i>	3-4 lb	
	Abound 2.08F <i>or</i>	11-15.4 fl oz	See notes on Abound, Sovran, and Pristine, pages 30-31.
	Sovran 50WG <i>or</i>	3.2-6.4 oz	
	Pristine 38WG <i>or</i>	8-12.5 oz	Do not apply Pristine to Concord or other American type grapes as injury may occur.
	Quadris Top <i>or</i> Revus Top	10-14 fl oz 7 fl oz	See note for Inspire Super on page 16.
	Powdery mildew	On varieties that are highly susceptible to powdery mildew, a fungicide for powdery mildew control should be included in these early sprays. Primary infections of powdery mildew can occur during this period. <b>Fungicide Resistance Alert:</b> See note on page 32 on fungicide resistance development in powdery and downy mildew.	
Rally 40WSP <i>or</i>		3-5 oz	
Procure 50WS <i>or</i>		4-8 oz	
Tebuozol 45DF <i>or</i>		4 oz	See note for Tebuozol on page 16.
Mettle 125ME <i>or</i>		3-5 fl oz	
Abound 2.08F <i>or</i>		11-15.4 fl oz	See notes on Abound, Flint, Sovran and Pristine, pages 30-31.
Sovran 50WG <i>or</i>		3.2-6.4 oz	
Flint 50WG		1.5-4.0 oz	

Treatment options continued on next page.



Pest/Problem	Material	Rate/Acre	Comments
Powdery mildew (continued)	<b>plus</b>		
	Sulfur <i>or</i>	See comments.	Use sulfur with caution. See note on page 30. Do not use Captan or sulfur within 2 weeks of applying JMS Stylet Oil, or stylet oil within 2 weeks of a Captan or sulfur application. Mixing Captan or sulfur with oil can result in severe vine damage.
	JMS Stylet Oil <i>or</i>	1-2% conc.	
	Quintec 2.08F <i>or</i>	3-4 fl oz	
	Endura 70WG <i>or</i>	4.5 oz	
	Potassium salts	See comments.	See note on potassium salts, page 32.
	<b>OR</b>		
	Pristine 38WG <i>or</i>	8-12.5 oz	See notes on Abound, Flint, Sovran and Pristine, pages 30-31.
	Vivando 2.5F <i>or</i>	10.3-15.4 fl oz	
	Torino	3.4 fl oz	
Downy mildew	<b>Fungicide Resistance Alert:</b> See note on page 32 on fungicide resistance development in powdery and downy mildew.		
	Ridomil Gold MZ <i>or</i>	2.5 lb	See comments on the use of Ridomil for downy mildew control, page 29.
	Ridomil Gold Copper <i>or</i>	2 lb	
	Phosphorous acid <i>or</i>	See comments.	See comments on use of phosphorous acid for downy mildew control, page 29.
	Mancozeb 75DF <i>or</i>	3-4 lb	
	Captan 50WP <i>or</i>	3-4 lb	See note for Captan on page 16.
	Ziram 76DF <i>or</i>	3-4 lb	
	Abound 2.08F <i>or</i>	11-15.4 fl oz	See comments on Abound, Sovran, and Pristine, pages 30-31. Do not apply Pristine on Concord or other American type grapes as injury may occur.
	Sovran 50WG <i>or</i>	3.2-6.4 oz	
	Pristine 38WG <i>or</i>	8-12.5 oz	
	Presidio 4L <i>or</i>	3-4 fl oz	
	Revus 2.08L <i>or</i>	8 fl oz	Adding a spreading/penetrating type of adjuvant (such as a nonionic-based surfactant or crop oil concentrate or blend) is recommended.
	Ranman <i>or</i>	2.1-2.75 fl oz	
	Forum <i>or</i>	6 oz	
Fixed Copper	See comments.	See comments on copper use, pages 31-32.	
Flea beetle, Climbing cutworm	Same as for bud swell spray		
Grape phylloxera	Admire Pro (4.6F)	7-14 fl oz	Admire Pro is soil-applied for systemic control. Use if there is history of leaf galling. Apply from bud swell until the first expanded leaf to be sure the chemical is available as soon as roots begin taking up water, because it takes several weeks for the chemical to get to the leaves.





## Ten-inch Shoots

Apply when new shoots are about 10 inches long.

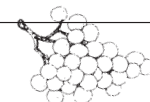
Pest/Problem	Material	Rate/Acre	Comments
Flea beetle larvae	Same as for bud swell spray		Flea beetle larvae may be present any time between 4- and 10-inch shoot growth and bloom.
Rose chafer	Rose chafer may be present any time between 4- and 10-inch shoot growth and bloom.		
	Assail 30SG	2.5 oz	
	Danitol 2.4EC	10.7 fl oz	
	Imidan 70 WP	1.3-2.1 lb	
	Sevin XLR Plus (4F)	2 qt	Other formulations may be available.
Redbanded leafroller	Redbanded leafroller may be present any time between 4- and 10-inch shoot growth and bloom.		
	Belt 4 SC	3-4 fl oz	
	Danitol 2.4EC	10.7 fl oz	
	Delegate 25 WG	3-5 oz	
	Entrust 2SC	4-8 fl oz	
	Entrust 80WP	1.25-2.5 oz	
	Intrepid 2F	8-16 fl oz	
	Sevin XLR Plus (4F)	2 qt	Other formulations may be available.
European red mite	Acramite 50 WS	1 lb	
	Apollo 1 SC	4-8 fl oz	
	Dicofol 4E	1.33-2.5 pt	
	Envidor 2SC	16-34 fl oz	
	Nexter 75WP	4.4-5.2 oz (1-1.5 bags)	
	Onager 1EC	12-24 fl oz	
	Portal 0.4EC	2 pt	
	Zeal 72WP	2-3 oz	
Grape phylloxera (leaf form)	Movento 2SC	6-8 fl oz	See Movento label regarding adjuvants.

## Pre-bloom

Apply just before bloom.

**Note on Critical Period for Disease Control:** The period from immediate pre-bloom to four or five weeks after bloom is the most critical period to control fruit infections by the black rot, powdery mildew, and downy mildew pathogens. Fungicide protection during this period is critical. Research in New York has shown that the fruit of most varieties is resistant to all three of these diseases by four weeks after bloom. Beyond four to five weeks after bloom, black rot should no longer be a problem. Although fruit becomes resistant to powdery and downy mildews, the cluster stems (rachis) and leaves remain susceptible. Therefore, fungicide protection against powdery and downy mildews may be required throughout the growing season.

Pest/Problem	Material	Rate/Acre	Comments
Flea beetle larvae, Rose chafer, Redbanded leafroller*, Grape berry moth*	Same as for 10-inch shoot spray		*Pheromone traps for grape berry moth and redbanded leafroller will indicate if they are present and help determine the need for control.
Grape scale	Lorsban Advanced	1 qt	Not a common pest in most of the Midwest. In southern areas, flag scale-infested vines during dormant pruning. In early May begin weekly inspections of flagged vines for scale crawlers. Lift live adult scale covers and look for yellow moving crawlers (use a hand lens with 10x magnification). Protect canes by applying sprays every 10 days as long as you see moving crawlers (2-3 week crawler emergence period).
	Malathion 8F	1.88 pt	

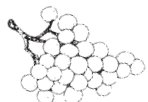


Pest/Problem	Material	Rate/Acre	Comments
Grape phylloxera (leaf form)	Control the root gall form of grape phylloxera by using rootstocks derived from American grapes. Native American grapes (Eastern U.S.) are highly resistant to this pest. Since bees do not pollinate grapes, there is no danger to bees at this time unless they are working on other blooming plants in the area being sprayed. Mow before spraying to eliminate blooms on weeds.		
	Assail 30SG	2.5 oz	Apply at pre-bloom and repeat 10-14 days later.
	Danitol 2.4EC	10.7 fl oz	Apply at pre-bloom and repeat 10-14 days later.
	Movento 2SC	6-8 fl oz	See Movento label regarding adjuvants. Allow 30 days between applications.

## Bloom

Apply when caps begin to fall.

Pest/Problem	Material	Rate/Acre	Comments
Black rot, Phomopsis cane and leaf spot, Powdery mildew, Downy mildew	Same as bud break to bloom, see page 16		If wet weather persists during bloom or if the interval between the pre-bloom and shatter spray is greater than 7-10 days, a fungicide application during bloom may be necessary.
Downy mildew	Same as bud break to bloom, see page 18		
Powdery mildew	Same as bud break to bloom, see pages 17-18		
Grape scale	Same as pre-bloom, see page 19		
Botrytis bunch rot	This spray is critical in vineyards or on varieties (especially French hybrids or Vinifera) where Botrytis bunch rot has been a problem. See note on Botrytis bunch rot control on page 29.		
	Topsin M WSB <i>or</i>	1-1.5 lb	Apply Topsin M at 1-1.5 lb/A at first bloom (no later than 5% bloom), and repeat 14 days later if severe disease conditions persist. Topsin M is also available in 70WDG and 4.5 FL formulations.
	Rovral 50WP <i>or</i>	1.5-2 lb	Rovral may be applied at 1.5-2.0 lb/A four times: 1. Early to midbloom; 2. Prior to bunch closing; 3. Beginning of fruit ripening; 4. Prior to harvest if needed. Do not make more than 4 applications of Rovral per season. Do not apply within 7 days of harvest. There are several products that contain the same active ingredient: iprodione. See Table 9 (page 59) for more information.
	Vanguard 75WG <i>or</i>	10 oz	Vanguard is registered for use at 10 oz/A when used alone, or at 5-10 oz/A when used in a tank mix. Timing of application is approximately the same as for Rovral. No more than 20 oz of Vanguard may be applied per acre per crop season. Vanguard cannot be applied within 7 days of harvest.
	Elevate 50WG <i>or</i>	1 lb	Elevate may be applied at 1 lb/A and the timing of application is approximately the same as Rovral and Vanguard. No more than 3 lb of Elevate may be applied per acre per season. Elevate can be applied up to, and including, the day of harvest (0-day PHI).

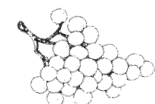


Pest/Problem	Material	Rate/Acre	Comments
Botrytis bunch rot (continued)	Scala 5SC <i>or</i>	18 fl oz	Scala is registered for use at 18 fl oz alone, or at 9 fl oz when used in a tank mix. Timing of application is approximately the same as for Rovral.
	Switch 62.5WG	11-14 oz	Switch is also registered for control of sour rot (caused by a complex of organisms). Preharvest applications may be beneficial for control of sour rot. See the label for additional information.

## Shatter

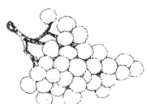
Apply when unfertilized berries fall from clusters, about 7-10 days after bloom or 7-10 days after last spray.

Pest/Problem	Material	Rate/Acre	Comments
Black rot, Phomopsis cane and leaf spot, powdery mildew, downy mildew	Same as bud break to bloom, see page 16		
Grape berry moth	Pheromone traps offer help in determining presence and timing of grape berry moth. Berry moth emergence begins in late May and June; there may be three generations per year.		
	Altacor 35WDG	2-4.5 oz	
	Assail 30SG	2.5-5.3 oz	
	Avaunt 30WG	5-6 oz	
	Baythroid XL (1EC)	2.4-3.2 fl oz	
	Belay 2.13SC	6 fl oz	
	Belt 4SC	3-4 fl oz	
	Brigade 2EC	3.2-6.4 fl oz	
	Brigade WSB (10WP)	8-16 oz	
	Bt ( <i>Bacillus thuringiensis</i> )		See Table 11 on page 62 for a list of products that contain <i>Bacillus thuringiensis</i> . See individual product labels for rates and application details.
	Danitol 2.4EC	10.7 fl oz	
	Delegate 25WG	3-5 oz	
	Entrust 2SC	4-8 fl oz	
	Entrust 80WP	1.25-2.5 oz	Do not apply more than 3 sprays of Entrust in any 30-day period. Limit 7.5 oz Entrust per season. See Table 10, pages 60-61 for restrictions on Entrust usage.
	Imidan 70WP	1.3-2.1 lb	
	Intrepid 2F	8-16 fl oz	Apply Intrepid at initiation of egg hatch and 10-18 days later.
Isomate GBM	400 ties	Isomate-GBM controls only grape berry moth. See comments on mating disruption on page 28. This strategy should be considered only for vineyards at least 2 acres in size.	
Renounce 20WP	3-4 oz		
Sevin XLR Plus (4F)	2 qt		



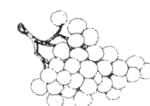
<b>Pest/Problem</b>	<b>Material</b>	<b>Rate/Acre</b>	<b>Comments</b>
Grape rootworm	Occasional problems from grape rootworm (adult beetles) are also controlled by Sevin, Imidan, Danitol, Baythroid, Renounce, Capture, Brigade, Lannate, or Diazinon applied for berry moth control. This is most likely as a perimeter problem, low in the canopy.		
Rose chafer	Assail 30SG	2.5-5.3 oz	
	Danitol 2.4EC	10.7 fl oz	
	Imidan 70WP	1.3-2.1 lb	
	Pyganic 5%EC	5-18 fl oz	
	Sevin XLR Plus (4F)	1-2 qt	Other formulations may be available.
	Surround 95WP	25-50 lb	Surround may leave residues on grapes.
Japanese beetle	Same as for rose chafer above, or:		
	Actara 25WDG	1.5-3 oz	
	Assail 30SG	2.5-5.3 oz	
	Avaunt 30WG	5-6 oz	
	Aza-Direct	1-2 pt	
	Belay 2.13SC	2-4 fl oz	
	Brigade WSB (10WP)	8-16 oz	
	Brigade 2EC	3.2-6.4 fl oz	
	Danitol 2.4EC	10.7-21.3 fl oz	
	Mustang Max 0.8EC	4 fl oz	
	Neemix	7-16 fl oz	
	Platinum 2SC	8-17 fl oz	Soil-applied for systemic control.
Redbanded leafroller	Although adult moths are commonly caught in traps, the larvae of this pest are not common in grapes in the Midwest.		
	Belt 4SC	3-4 fl oz	
	Danitol 2.4EC	10.7 fl oz	
	Delegate 25WG	3-5 oz	
	Entrust 2SC	4-8 fl oz	
	Entrust 80WP	1.25-2.5 oz	
	Imidan 70WP	1.3-2.1 lb	
	Intrepid 2F	8-16 fl oz	Intrepid should target small larvae.
	Sevin XLR Plus (4F)	2 qt	Other formulations may be available.
	Surround 95WP	12.5-50 lb	Surround may leave residues on grapes at harvest.
Leafhoppers including Sharpshooters	Examining the undersides of grape leaves will indicate if leafhoppers are present.		
	Actara 25WG	1.5-3 oz	
	Admire Pro	7-14 fl oz	Soil-applied for systemic control.
	Admire Pro (4.6F)	1.0-1.4 fl oz	Foliar application.
	Agri-Mek 0.15EC	8-16 fl oz	
	Applaud 70DF	9-12 oz	Applaud kills nymphs, not adults.
	Assail 30SG	2.5-5.3 oz	
	Baythroid XL (1EC)	2.4-3.2 fl oz	
	Belay 2.13SC	2-4 fl oz; 6-12 fl oz	Use low rate for foliar applications; use high rate for soil applications.
	Brigade 2EC	3.2-6.4 fl oz	
	Brigade WSB (10WP)	8-16 oz	
	Danitol 2.4EC	5.3 fl oz	
	Imidan 70WP	1.3-2.1 lb	

*Treatment options continued on next page.*





Pest/Problem	Material	Rate/Acre	Comments
Leafhoppers including Sharpshooters (continued)	Mustang Max 0.8EC	4 fl oz	
	Nexter 75WP	5.2-10.67 oz (1.5-3 bags)	
	Portal 0.4EC	1-2 pt	
	Platinum 2SC	8-17 fl oz	Soil-applied for systemic control.
	Pyganic 5%EC	4.5-18 fl oz	
	Renounce 20WP	2-4 oz	
	Scorpion 35SL	2-5 fl oz; 9-10.5 fl oz	Use low rate for foliar applications; use high rate for soil applications.
	Sevin XLR Plus (4F)	1-2 qt	Other formulations may be available.
	Surround 95WP	12.5-50 lb	Surround may leave residues on grapes at harvest. Repeat applications might be necessary.
	Venom 70SG	1-3 oz; 5-6 oz	Use low rate for foliar applications; use high rate for soil applications.
Grape mealybug	This pest is not common in the Midwest.		
	Actara 25WG	1.5-3 oz	
	Admire Pro	7-14 fl oz	Soil-applied for systemic control.
	Admire Pro (4.6F)	1.0-1.4 fl oz	Foliar application.
	Applaud 70DF	9-12 oz	
	Assail 30SG	2.5-5.3 oz	
	Baythroid XL (1EC)	2.4-3.2 fl oz	Crawlers only.
	Belay 2.13SC	6 fl oz; 6-12 fl oz	Use low rate for foliar applications; use high rate for soil applications.
	Imidan 70WP	1.3-2.1 lb	
	Movento 2SC	6-8 fl oz	See Movento label regarding postbloom.
	Platinum 2SC	8-17 fl oz	Soil-applied for systemic control.
	Portal 0.4EC	2 pt	
	Renounce 20WP	3-4 oz	Crawlers only.
	Scorpion 35SL	2-5 fl oz; 9-10.5 fl oz	Use low rate for foliar applications; use high rate for soil applications.
	Venom 70SG	1-3 oz; 5-6 oz	Use low rate for foliar applications; use high rate for soil applications.
Mites	Acramite 50WS	0.75-1.0 lb	
	Agri-Mek 0.15EC	8-16 fl oz	With Agri-Mek, add a nonionic surfactant.
	Apollo 1SC	4-8 fl oz	
	Dicofol 4E	1.33-2.5 pt	
	Envidor 2SC	16-18 fl oz	
	Kanemite 15SC	21-31 fl oz	
	Nexter 75WP	4.4-10.67 oz (1-3 bags)	Nexter controls European red mite at 4.4-5.2 oz/A, and twospotted spider mite at 8.8-10.67 oz/A.
	Onager 1EC	12-24 fl oz	
	Portal 0.4EC	2 pt	
Zeal 72WP	2-3 oz		



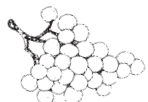
## First Cover to Veraison (Berry coloring)

First cover applications should follow shatter by 7-10 days. Thereafter, sprays for disease control should be applied every 10-14 days until veraison. If heavy rainfall occurs, the interval between sprays may need to be shortened. Refer to label for application timing and harvest restrictions.

**Important Note on Disease Control:** After bloom, the threat of Phomopsis infection is greatly reduced. Fruit remain susceptible to black rot, powdery mildew, and downy mildew until about 4-5 weeks after bloom. It is critical to maintain a fungicide program that controls all three of these diseases until about 4-5 weeks after bloom. At 4-5 weeks after bloom, the fruit should be resistant to black rot, powdery mildew, and downy mildew; however, the leaves and rachises (cluster stems) remain susceptible to both powdery and downy mildew for the rest of the season. Therefore fungicide protection against both powdery and downy mildew may be required throughout the growing season.

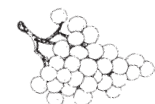
Pest/Problem	Material	Rate/Acre	Comments
Black rot, Downy mildew, Powdery mildew	Bayleton 50WP <i>or</i>	2-6 oz	
	Rally 40WSP <i>or</i>	3-5 oz	
	Procure 50WS <i>or</i>	4-8 oz	
	Tebuzol 45DF <i>or</i>	4 oz	See note for Tebuzol 45DF on page 16.
	Mettle 125 ME <i>or</i>	3-5 fl oz	
	Inspire Super	16-20 fl oz	See note for Inspire Super on page 16.
	<b>plus</b>		
	Mancozeb 75DF <i>or</i>	4 lb	Mancozeb cannot be applied within 66 days of harvest.
	Captan 50WP <i>or</i>	3-4 lb	See note for Captan on page 16.
	Ridomil Gold MZ <i>or</i>	2.5 lb	Do not apply Ridomil Gold Copper within 42 days of harvest, or Ridomil Gold MZ within 66 days of harvest. Other restrictions apply. Read the label for more information.
	Ridomil Gold Copper <i>or</i>	2 lb	
	Phosphorous acid <i>or</i>	See comments.	See notes on phosphorous acid, page 29.
	Presidio 4L <i>or</i>	3-4 fl oz	
	Revus 2.08L <i>or</i>	8 fl oz	Adding a spreading/penetrating type of adjuvant (such as a nonionic-based surfactant or crop oil concentrate or blend) is recommended.
	Ranman <i>or</i>	2.1-2.75 fl oz	
	Forum	6 oz	
	<b>OR</b>		
	Abound 2.08F <i>or</i>	11-15.4 fl oz	See notes on Abound, Sovran, Pristine, and Flint, pages 30-31. Flint is not recommended for control of downy mildew.
	Sovran 50WG <i>or</i>	3.2-6.4 oz	
	Flint 50WG	1.5-4.0 oz	
<b>plus</b>			
Sulfur <i>or</i>	See comments.	Use sulfur with caution. See note on page 30.	

Treatment options continued on next page.



<b>Pest/Problem</b>	<b>Material</b>	<b>Rate/Acre</b>	<b>Comments</b>	
Black rot, Downy mildew, Powdery mildew (continued)	JMS Stylet Oil <i>or</i>	1-2% conc.	Do not use Captan or sulfur within 2 weeks of a stylet oil application, or stylet oil within 2 weeks of a Captan or sulfur application. Mixing Captan or sulfur with oil can result in severe damage to the vine.	
	Quintec 2.08F <i>or</i>	3-4 fl oz		
	Endura 70WG <i>or</i>	4.5 oz		
	Potassium salts <i>or</i>	See comments.	See note on potassium salts, page 32.	
	Vivando <i>or</i>	10.3-15.4 fl oz		
	Torino	3.4 fl oz		
	<b>OR</b>			
	Pristine 38WG <i>or</i>	8-12.5 oz	Do not apply Flint or Pristine to Concord or other American type grapes as injury may occur.	
	Revus Top <i>or</i>	7 fl oz	See note for Inspire Super on page 16.	
Quadris Top	10-14 fl oz			
Downy mildew, Powdery mildew	<b>Fungicide Resistance Alert:</b> See note on page 32 on fungicide resistance development in powdery and downy mildew.			
	Captan 50WP <i>or</i>	3-4 lb	See note for Captan on page 16.	
	Ziram 76DF <i>or</i>	3-4 lb		
	Phosphorous acid <i>or</i>	See comments.	See note on phosphorous acid, page 29.	
	Presidio 4L <i>or</i>	3-4 fl oz		
	Revus 2.08L <i>or</i>	8 fl oz		
	Ranman <i>or</i>	2.1-2.75 fl oz		
	Forum	6 oz		
	<b>plus</b>			
	Sulfur <i>or</i>	See comments.	Use sulfur with caution. See note on page 30.	
	JMS Stylet Oil <i>or</i>	1-2%	Do not use Captan or sulfur within 2 weeks of a stylet oil application, or stylet oil within 2 weeks of a Captan or sulfur application. Mixing Captan or sulfur with oil can result in severe damage to the vine.	
	Quintec 2.08F <i>or</i>	3-4 fl oz		
	Endura 70WG <i>or</i>	4.5 oz		
	Potassium salts <i>or</i>	See comments.	See note on potassium salts, page 32.	
	Vivando <i>or</i>	10.3-15.4 fl oz		
	Torino	3.4 fl oz		
	<b>OR</b>			
Pristine 38WG <i>or</i>	8-12.5 oz	Do not apply Flint or Pristine to Concord or other American type grapes as injury may occur.		

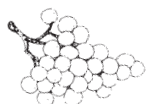
Treatment options continued on next page.



<b>Pest/Problem</b>	<b>Material</b>	<b>Rate/Acre</b>	<b>Comments</b>
Downy mildew, Powdery mildew (continued)	Abound 2.08F <i>or</i>	11-15.4 fl oz	See notes on Abound, Sovran, and Pristine, pages 30-31.
	Revus Top <i>or</i>	7 fl oz	See note for Inspire Super on page 16.
	Quadris Top <i>or</i>	10-14 fl oz	
	Fixed copper	See comments.	Fixed copper fungicides provide excellent control of downy mildew, but only moderate to slight control of black rot and powdery mildew. There are many fixed copper fungicides labeled for use on grapes. The use of copper may result in damage to leaves and fruit, especially under cool temperatures and slow drying conditions. Some varieties are more sensitive to copper damage than others. See Table 4. Do not tank mix Rally, Bayleton, or Rubigan with copper fungicides. Read all product labels.
Grape berry moth, Grape rootworm (adults), Leafhoppers, Rose chafer, Japanese beetle, Redbanded leafroller, Grape mealybug, Mites	Same as shatter		Rose chafer infestations usually subside by veraison.

## Veraison to Harvest

<b>Pest/Problem</b>	<b>Material</b>	<b>Rate/Acre</b>	<b>Comments</b>
Botrytis bunch rot	Same as bloom		See comments under bloom relative to use of Topsin M, Rovral, Vanguard, and Elevate on page 20 and comments on Botrytis bunch rot control, page 29.
Powdery mildew, Downy mildew	Same as first cover to veraison.		Do not apply sulfur or Captan within 30 days of harvest or fermentation may be affected.
Black rot	As berries reach full size and sugar content starts to increase, they become resistant to infection by the black rot fungus. Research in New York has demonstrated that berries of most varieties become resistant to black rot infection by 4-5 weeks after bloom. Sprays for black rot should not be needed at this time.		
Grape berry moth, Grape rootworm, Japanese beetle, Leafhopper, Redbanded leafroller, Mites	Same as shatter		Continue to monitor for insect and mite pests, and apply insecticide as needed. Refer to product labels for specific insects, rates, and harvest restrictions.
Green June Beetle	Sevin XLR Plus (4F)	2 qt	In southern Midwest, apply in July when first beetles enter the vineyard. Repeat sprays as needed (weekly). Other formulations may be available. Several insecticides listed for Japanese beetle control on page 22 — including Danitol and Brigade — also provide at least some control of green June beetle.
Stink bugs	Belay 2.13SC	4-6 fl oz	
	Danitol 2.4EC	10.7-21.3 fl oz	
	Scorpion 35SL	2-5 fl oz	
	Venom 70 SG	3-4 oz	





Pest/Problem	Material	Rate/Acre	Comments
Drosophila (also known as fruit flies and vinegar flies), including spotted wing Drosophila	Baythroid XL (1EC)	2.4-3.2 fl oz	See Special Insect Pest Problems on page 63.
	Delegate 25WG	3-5 oz	
	Entrust 2SC	4-8 fl oz	
	Entrust 80 WP	1.25-2.5 oz	
	Malathion 8F	1.88 pt	
	Mustang Max 0.8EC	4.0 fl oz	
Multicolored Asian lady beetle	Belay 2.13SC	2-4 fl oz	See special comments on page 27. Scout vineyards several days before harvest to determine the abundance of multicolor Asian lady beetle. Additional insecticides (including Baythroid, Renounce, and Mustang Max) have short preharvest intervals, and although not labeled specifically for this pest, they have been effective in trials and vineyard use.
	Scorpion 35SL	2-5 fl oz	
	Venom 70SG	1-3 oz	
Grape root borer	See control details, pages 27-28.		
<b>RESIDUE REMINDER:</b> Wettable powder formulations may leave visible residues on fruit at harvest.			

## Post Harvest

Pest/Problem	Material	Rate/Acre	Comments
Downy mildew and Powdery mildew	Same as earlier sprays. Check label for specifics.		In some years these diseases may cause defoliation well before the onset of cool weather in the fall. Post-harvest early defoliation predisposes the vines to winter injury and reduces productivity for the following season. Thus, it is important to maintain at least some protection against foliar infections by these fungi. Post-harvest rates for fungicides should be the same as pre-harvest rates. Check the label for season limits on quantity of product.

## Special Comments on Grape Schedule

### ***Brown Marmorated Stink Bug***

See notes on page 63.

### ***Multicolored Asian Lady Beetle***

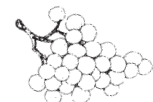
The multicolored Asian lady beetle (MALB), a late-season vineyard inhabitant, can significantly reduce wine quality. These lady beetles are attracted to ripening grapes as a source of sugars in late summer and fall. They may congregate, often by the hundreds or thousands, in and among grape clusters from August through October.

Although they may cause direct yield loss, they more often reduce wine quality when sufficient numbers become trapped in the harvested grapes and are crushed along with the grapes at the winery. The beetles secrete a defense chemical when stressed, and this chemical causes wine to smell “dirty” (a musty, damp odor), masking the flavors and smells of the grapes. As few as two beetles per lug of grapes can alter wine flavor and bouquet enough to be detected. Excessive numbers of beetles in grape clusters are most common in late-ripening varieties such as Cabernet Franc, Cabernet Sauvignon, Chambourcin, Riesling, Vidal, and Vignoles, but earlier grapes that are prone to cracking can also be infested.

Scout vineyards several days before harvest to determine the abundance of multicolored Asian lady beetle. Belay 2.13SC, Clutch 50WG, Venom 70SG, and Scorpion 35S are labeled specifically for control of this insect in grapes. Additional insecticides, including Baythroid, Renounce, and Mustang Max have short preharvest intervals and, although they are not labeled specifically against MALB, they have been effective in trials and vineyard use.

### ***Grape Root Borer***

It is generally difficult to evaluate damage from the grape root borer. Injury is most often associated with a slow decline of vineyards, when it can be associated at all. If grape root borer is not a problem, there is no reason to risk destroying the natural control processes (predators, parasites, diseases). A pheromone lure is available that is very



effective for attracting grape root borer males. Traps should be set out in early June. If moths are detected, then treatment is advised. If you believe that this insect is affecting your vineyard's performance, you may wish to begin the following program. Sampling is critical for several reasons:

1. The control program is relatively expensive.
2. Using insecticide can create, as well as solve, problems.

### **Immediately After Harvest**

Sample — 10 vines/acre (but not less than 50 vines). Older vines are more likely to be infested.

Examine — A circular site (3 feet in diameter) around the base of each plant, concentrating on the inner 1 foot, looking for shed pupal skins of the grape root borer moth. If pupal skins are found beneath 5% of the vines examined, apply an insecticide next year.

### **35 Days Before Harvest the Next Season**

If previous year's sample indicates a need to spray, apply Lorsban 4E or Lorsban 75WG. The directions on the Lorsban label are to use a rate of 4.5 pints of 4E or 3 pounds of 75 WG per 100 gallons of water. Apply 2 quarts of this diluted spray mix to the soil surface on a 15 square foot area (4.4-foot circle) around the base of each vine. Do not allow the spray to contact fruit or foliage. The pre-harvest restriction is 35 days. Only one application of Lorsban is allowed per year. Do not use for grape root borer control if Lorsban was already used pre-bloom for cutworm control.

### **Grape Berry Moth-Mating Disruption Strategy**

In addition to their use in traps for monitoring insects, pheromones may be used in mating disruption for direct control of certain pests. For grape berry moth, a synthetic version of this insect's mating pheromone is embedded in plastic tubes that resemble "twist ties." Where high numbers of these dispensers are used, the atmosphere of a vineyard can contain enough artificial pheromone signals to prevent male moths from finding females and mating with them. If females do not attract a mate, they cannot lay fertile eggs. Mating disruption works best if vineyards are large enough to minimize edge effects and immigration of mated females from adjacent areas; a minimum size for effectiveness is often estimated to be between 2 and 5 acres, but this varies according to a vineyard's shape and surroundings.

Isomate-GBM is the trade name for the plastic dispensers currently available; one distributor of mating disruption products in the Midwest is Great Lakes IPM in Vestaburg, Michigan — (989) 268-5693. See product label for rates and application timing recommendations.

### **Anthracnose**

Anthracnose of grape can be very serious and requires special treatment for control. The disease appears to be more common in the warmer, southern regions of the Midwest; however reports of the disease from more northern areas are becoming more common. Where the disease becomes established, fungicides are required to get it under control. Fungicide recommendations for anthracnose control consist of a dormant application of liquid lime sulfur in early spring, followed by applications of foliar fungicides during the growing season.

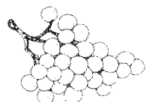
#### **Dormant Application of Liquid Lime Sulfur**

Liquid lime sulfur is applied at the rate of 10 gallons per acre (**this is probably the most important spray for controlling the disease**). At this rate, lime sulfur will burn green grape tissue so it should not be applied past bud break. The dormant spray should be made in early spring just as buds swell. This high rate is intended to "burn out" overwintering inoculum on infected canes. In vineyards where the disease has become a problem, this spray has done a good job of getting it under control.

#### **Foliar Fungicides**

Foliar fungicides applied during the growing season will provide additional control. Early season applications are important to keep the disease from getting established on new tissues. As leaves and canes get mature (fully expanded) they become resistant to infection; however, new leaves and succulent cane tips are susceptible throughout the season, and berries remain susceptible until veraison. Although some susceptible tissue will be present later in the growing season, early season control is critical in managing the disease.

Very little data exists on the efficacy of foliar fungicides for anthracnose control. Based on fungicide evaluations conducted at Michigan State University by A. Schilder, fungicides such as Mancozeb, Captan, Ziram, Sovran, and



Pristine provide moderate to good level of control of anthracnose. The sterol-inhibiting fungicides (Rally, Elite, Inspire Super, Adament, Mettle, Revus Top, and Vintage) also appear to provide good control of anthracnose.

At present, mancozeb appears to be a good choice for early season Anthracnose control. In addition to providing some level of anthracnose control, it also provides excellent control of black rot, Phomopsis cane and leaf spot, and downy mildew. It is important to remember that foliar fungicides will probably not provide satisfactory control of anthracnose unless they are used in conjunction with the dormant application of lime sulfur. See Table 1 (Effectiveness of Fungicides for the Control of Grape Diseases) on page 33 for more information on the efficacy of foliar fungicides for anthracnose control.

### ***Grape Bitter Rot***

Unlike black rot, which does not infect berries late in the season, bitter rot attacks only mature berries. Both diseases result in black, shriveled (mummified) fruit, and some growers have mistaken bitter rot for black rot. A “rule of thumb” is that if a rot resembling black rot develops on mature berries (8% sugar or above), the cause is probably not black rot. This late season rot is likely to be bitter rot. The new systemic fungicides (Rally, Bayleton, and Rubigan) are not effective against bitter rot (Table 1). If bitter rot is a problem, pre-harvest applications of Captan may be beneficial. Observe all pre-harvest restrictions.

### ***Botrytis Bunch Rot***

Use Rovral 50WP at the rate of 1.5-2 lb/A, Vanguard 75WG at 10 oz/A, or Elevate 50WG at 1 lb/A (see comments on page 20). Botrytis bunch rot is most commonly a problem on tight-clustered French hybrid and *Vitis vinifera* cultivars. Proper timing and thorough spray coverage are essential for good control. (See label directions on timing applications.) Direct the spray toward the fruit, and use a minimum of 100 gal/A of water. Include a spreader-sticker with Rovral, especially at the 1.5 lb rate.

NOTE: Growers in Europe and Canada have experienced loss of disease control due to the development of fungicide resistance when more than three applications per year of Rovral were made over a period of 3 to 5 years. Vanguard and Elevate are also at risk for fungicide resistance development. It is therefore strongly recommended that Rovral, Elevate, and Vanguard use be limited to a maximum of three applications per year to reduce the probability of developing strains of Botrytis that are resistant to these materials. In addition, growers should consider alternating applications of Rovral, Elevate, and Vanguard during the growing season.

NOTE: Removal of leaves around clusters on mid- or low-wire cordon-trained vines before bunch closing has been shown to reduce losses caused by Botrytis.

### ***Downy Mildew — Use of Ridomil Gold MZ and Ridomil Gold Copper***

Ridomil is very effective for control of downy mildew on grapes but it has a long preharvest interval. The current labels for Ridomil Gold MZ and Ridomil Gold Copper read as follows.

Ridomil Gold MZ: Apply 2.5 lb/A of Ridomil Gold MZ. Make up to four applications beginning before bloom; do not apply within 66 days of harvest. For late season downy mildew control, apply other registered fungicides.

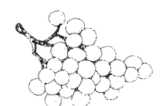
NOTE: Other restrictions also apply. Always read the label.

Ridomil Gold Copper: Apply 2 lb/A of Ridomil Gold Copper. Make up to four applications beginning before bloom; do not make an application within 42 days of harvest.

For late season downy mildew control, apply other registered fungicides. NOTE: Always obtain and read the most current label.

### ***Phosphorous Acid Fungicides (Agri-Fos, Aliette, Legion, Phostrol, ProPhyt, Rampart, Topaz)***

Several products containing phosphorous acid (phosphonates, phosphites) are sold as nutritional supplements and “plant conditioners,” but a few products (Agri-Fos, Aliette, Legion, Phostrol, ProPhyt, Rampart, Topaz) are registered for use as fungicides for downy mildew control on grape. These products have provided good to excellent control of downy mildew but do not control other grape diseases. Phosphorous acid has been used successfully for many years in Australia for downy mildew control on grape. Australian experience suggests that these products provide most control on foliage when applied within a few days after the start of an infection period, providing only a few days of additional residual (protective) activity. Experience in New York suggests



that spray timing is less critical for control of downy mildew on fruit, perhaps because this highly mobile chemical (which is exempt from residue tolerances) accumulates in these organs. Usage rate recommendations vary among different products. The products mentioned here have a 4-hour re-entry interval and a 0-day preharvest interval. Obtain and read the label of each product prior to use.

## **Sulfur**

There are many formulations of sulfur labeled for use on grapes. Sulfur is available in dry flowable (DF) and flowable (F) formulations, as well as wettable powders (WP) and dusts (D). The dry flowable and flowable formulations greatly reduce the applicator's exposure as compared to wettable powders and dusts. Use rates are different for different formulations. See the label for specific use rates. Some grape varieties, such as Concord and other Labrusca (American) types, are extremely sensitive to sulfur. See Table 4. Do not apply when the temperature during or immediately following application will exceed 85°F. Sulfur loses efficacy for powdery mildew control at temperatures below 65°F.

### **Abound Flowable (2.08F)**

Abound is in the same general class of chemistry as Sovran and Flint (strobilurin) and is registered for control of black rot, downy mildew, powdery mildew, and Phomopsis cane and leaf spot. Abound is excellent for control of black rot and downy mildew, and provides good control of powdery mildew. None of the strobilurins (Abound, Flint, or Sovran) are highly effective for control of Phomopsis cane and leaf spot. Abound is recommended at the rate of 11-15.4 fl oz/A. In university tests, the rate of 11-12 fl oz provided good control of the diseases mentioned above. NOTE: Abound Flowable is very phytotoxic to apples of the variety McIntosh or varieties related to McIntosh. Do not use the same sprayer to apply Abound to grapes that will be used to apply other materials to apples. Do not allow spray to drift from grapes to apples.

### **Sovran 50WG**

Sovran 50WG is in the same general class of chemistry as Abound and Flint (strobilurin). It is registered for control of black rot, powdery mildew, Phomopsis cane and leaf spot, and downy mildew. The Sovran label gives different use rates for control of different diseases. For black rot, Phomopsis cane and leaf spot, and powdery mildew the rate is 3.2-4.8 oz/A; and for downy mildew the rate is 4.0-6.4 oz/A. Sovran is excellent for control of black rot and powdery mildew, but is less effective than Abound for downy mildew control. Under heavy disease pressure, Sovran may not provide adequate control of downy mildew even at the higher rate.

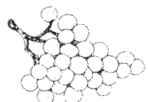
Unlike Abound, Sovran is not phytotoxic on certain apple varieties. Sovran has a 14-day PHI. See label for further information and certain use restrictions.

### **Flint 50WG**

Flint 50WG is in the same general class of chemistry as Abound and Sovran. It is registered for control of black rot and powdery mildew, and suppression of downy mildew. Phomopsis cane and leaf spot is not listed on the Flint label. The Flint label provides different use rates for control of different diseases. For powdery mildew the rate is 1.5-2.0 oz/A; for black rot the rate is 2.0 oz/A and for downy mildew the rate is 4.0 oz/A. Flint is excellent for control of black rot and powdery mildew, but is not highly effective against downy mildew, and is not recommended for control of downy mildew. Unlike Abound, Flint is not phytotoxic to certain apple varieties; however, Flint is very phytotoxic to Concord grapes. The label states, "Do not apply Flint to Concord grapes or crop injury may occur." See label for further information and certain use restrictions.

### **Pristine 38WDG**

Pristine 38WDG contains a combination of two active ingredients (pyraclostrobin, 12.8% and boscalid 25.2%). Pyraclostrobin is in the same general class of chemistry as Abound, Sovran, and Flint (strobilurin). Boscalid is a new class of chemistry with excellent activity against powdery mildew and good activity against Botrytis. With increasing resistance in powdery mildew to the sterol inhibiting fungicides (Rally, Rubigan, Procure, Elite, Mettle, Inspire Super) and the strobilurin fungicides (Abound, Sovran, and Flint), the addition of a new powdery mildew fungicide (boscalid) is timely. Pristine will probably be an important component in our resistance management programs for powdery mildew. Pristine is registered for control of anthracnose, black rot, downy mildew, powdery mildew, and Phomopsis cane and leaf spot, and "suppression only" of Botrytis gray mold. Pristine is registered for use at the rates of 8-12.5 oz/A. A maximum of five applications may be made per





season. Pristine has a 14-day preharvest interval. The restricted entry interval (REI) for Pristine is 12 hours for all crop uses except when performing cane tying, cane turning, or cane girdling on grapes. The REI is 5 days for treated grapes when conducting cane tying, cane turning, and cane girdling. The label also states, “Do not use on Concord, Worden, Fredonia, or related varieties due to possible foliar injury.” Experience in New York suggests that Corot noir and Noiret may also be sensitive to Pristine.

### **Resistance Management for Strobilurin Fungicides**

Do not apply more than two sequential sprays of Abound, Sovran, Flint, or Pristine before alternating with a fungicide that has a different mode of action. For wine and table grapes, do not make more than four applications of a strobilurin fungicide per acre per year. For all other types of grapes, do not make more than three applications of a strobilurin fungicide per acre per year. Always read the label.

### **Copper Fungicides for Grape Disease Control**

When different formulations of copper are dissolved in water, copper ions are released into solution. These copper ions are toxic to fungi and bacteria because of their ability to destroy proteins. However, the use of copper fungicides carries the risk of injuring foliage and fruit of most crops. Factors promoting this injury include: (1) the amount of actual copper applied, and (2) cold, wet weather (slow drying conditions) that apparently increases the availability of copper ions and, thus, increases the risk of plant injury. Because of the potential to injure plants and to accumulate in soil, the use of copper fungicides in conventional production systems has largely been replaced with conventional fungicides that are generally safer to plant tissues and often more effective.

Several terms are used when discussing copper as a fungicide. The original material used was copper sulfate (also known as blue vitriol or bluestone). When this material was combined with lime in the French vineyards, the combination became known as Bordeaux mixture.

#### **Bordeaux Mixture**

Bordeaux mixture is a mixture of copper sulfate and hydrated lime in water. It has long residual action and has been used for years to control many diseases, including downy mildew and powdery mildew of grape. It can be made (mixed) on site by combining copper sulfate with spray grade lime. It is also commercially available as a dry wettable powder.

#### **Fixed Copper Fungicides**

Following the discovery and use of Bordeaux mixture, several relatively insoluble copper compounds or fixed coppers were developed. Fixed copper formulations release copper ions more slowly and are generally less injurious to plant tissues (safer to use) than Bordeaux mixture, but their use is still limited because of their potential to injure plants and lack of compatibility with other pesticides. Some of the more common commercial formulations of fixed copper include:

Basic copper sulfate: Griffin Basicop, Basic Copper “53,” Micro Flo Cuproxat, Tennessee Brand Tri-Basic Copper Sulfate, Tenn-Cop 5E, and Cuprofix Ultra 40DF.

Copper (Cupric) hydroxide: Agtrol Champion WP, Agtrol Champ flowable, Agtrol Champ 2F, Kocide 101, Kocide 3000DF, Kocide 2000D, Microflo BlueShield WP, and Microflo BlueShield DF.

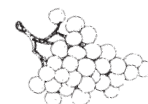
There are many other formulations of fixed copper registered for use on grapes. Always read the label for use instructions.

### **Recommendations for Use of Copper Fungicides on Grapes**

Copper fungicides are highly effective against downy mildew and are moderately effective against powdery mildew. Copper fungicides are weak for controlling black rot, Botrytis bunch rot and Phomopsis cane and leaf spot.

The following recommendations are intended to reduce the risk of phytotoxicity when using copper:

1. Do not make a complete seasonlong spray program with any copper fungicide.
2. Use fungicides other than copper whenever possible.
3. When using copper fungicides, delay their use as late into the growing season as possible.
4. When using copper fungicides, avoid the use of copper sulfate alone. Always use a “fixed” copper formulation.
5. Use the full recommended rate of lime. Never eliminate the use of lime completely, unless the pesticide label indicates that lime should not be used.



6. Remember that cool, wet weather enhances the risk of copper injury. Be especially certain to use adequate lime levels during such periods or switch to other fungicides.
7. Make sure that any material you tank mix with copper is compatible. Many materials are incompatible (cannot be tank-mixed) with copper.
8. Avoid copper and lime sprays on fruit destined for fresh market.

### ***Important Note on Powdery Mildew and Downy Mildew Fungicide Resistance***

#### **Powdery Mildew**

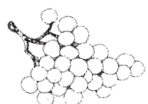
In some locations, the powdery mildew fungus has developed resistance to the sterol-inhibiting fungicides (Rally, Rubigan, Elite, and Procure) and the strobilurin fungicides (Abound, Sovran, and Flint). All of these materials were highly effective for control of powdery mildew when they were first introduced. In the vineyards where these materials have been used for several years, reduced sensitivity or resistance may be present. For this reason, it is recommended that these materials not be used alone when powdery mildew needs to be controlled. In order to provide adequate control of powdery mildew, they should be mixed with sulfur, JMS Stylet Oil, Quintec, Endura, or potassium salts. Pristine is a combination of a strobilurin fungicide plus Endura; therefore it can be used alone. Sulfur is an inexpensive and very effective fungicide for powdery mildew control. On sulfur tolerant varieties, the use of sulfur should be considered.

#### **Downy Mildew**

Strobilurin fungicides are locally systemic, and some have had good to excellent activity against downy mildew. Abound, Sovran, and Pristine have provided excellent activity against downy mildew in the past; however, reports from several areas in Europe and, most recently, from Virginia indicate that the downy mildew fungus has developed resistance, or is at least less sensitive to, these strobilurin fungicides. Growers should consider not using strobilurin fungicides alone for downy mildew control. If these products are used to control other diseases and downy mildew control is also required, tank-mix strobilurins with another fungicide with activity against downy mildew. See Table 1 for alternative fungicides for downy mildew control.

### ***Potassium Salts for Powdery Mildew Control***

Several potassium salt materials are currently registered for control of powdery mildew on grape. These include Nutrol (monopotassium phosphate), Kaligreen, and Armicarb 100 (potassium bicarbonate). Several other products may also be available. They provide moderate to good control of powdery mildew when applied to developing powdery mildew colonies. They do not provide protectant activity, and they are not effective against the other grape diseases caused by fungi. See label of each material for usage rates and other recommendations.



**Table 1. Effectiveness of Fungicides for the Control of Grape Diseases**

Fungicide	Phomopsis cane and leaf spot	Black rot	Downy mildew	Powdery mildew	Botrytis rot	Bitter rot	Anthraco- nose
Abound <sup>1,2</sup>	+	+++	+++ (FRP)	+++ (FRP)	++	?	+++
Bayleton <sup>1</sup>	0	+++	0	+++ (FRP)	0	?	?
Captan	+++	+	+++	0	+	++	++
Elevate	0	0	0	0	+++	0	?
Endura	0	0	0	+++	++	0	+++
Ferbam	+	+++	+	0	0	++	?
Fixed copper and lime	+	+	+++	++	+	+	?
Flint <sup>1,2</sup>	+	+++	+(FRP)	+++ (FRP)	++	?	+++
Forum	0	0	+++	0	0	0	0
Inspire Super	0	+++	0	+++	+++	?	+++
JMS Stylet Oil	0	0	0	+++	0	0	?
Mancozeb	+++	+++	+++	0	0	++	+++
Mettle	0	+++	0	+++ (FRP)	0	?	+++
Potassium salts	0	0	0	++	0	0	?
Phosphorous acid	0	0	+++	0	0	0	?
Presidio	0	0	+++	0	0	0	0
Pristine <sup>2</sup>	++	+++	+++ (FRP)	+++	++	?	+++
Procure <sup>1</sup>	0	++	0	+++ (FRP)	0	?	?
Quadris Top	+	+++	+++	+++	++	?	+++
Quintec	0	0	0	+++	0	0	0
Rally <sup>1</sup>	0	+++	0	+++ (FRP)	0	?	+++
Ranman	0	0	+++	0	0	0	0
Revus	0	0	+++	0	0	0	0
Revus Top	0	+++	+++	+++	?	?	+++
Ridomil Gold MZ	+	++	+++	0	0	++	++
Ridomil Gold Copper	+	+	+++	++	+	+	0
Rovral	0	0	0	0	+++	0	?
Scala	0	0	0	0	+++	0	?
Sovran <sup>1,2</sup>	+	+++	++ (FRP)	+++ (FRP)	++	?	+++
Sulfur	+	0	0	+++	0	0	?
Switch	0	0	0	0	++	?	0
Tebu- zol <sup>1</sup>	0	+++	0	+++ (FRP)	0	?	+++
Topsin M <sup>3</sup>	++	+	0	+++	++	++	+++
Torino	0	0	0	+++	0	0	0
Vanguard	0	0	0	0	+++	0	?
Vintage	0	+++	0	+++ (FRP)	0	?	+++
Vivando	0	0	0	+++	0	0	0
Ziram	++	+++	++	0	0	?	++

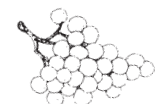
Key to ratings: +++=highly effective; ++=moderately effective; +=slightly effective; 0=not effective; ?=effectiveness unknown or not established; FRP=Fungicide Resistance Possible. See Table 8 for FRAC codes and discussion of fungicide resistance.

<sup>1</sup>These fungicides are not recommended for powdery mildew control if fungicide-resistant strains of the powdery mildew fungus are present in your vineyard.

<sup>2</sup>These fungicides are not recommended for downy mildew control if fungicide resistant strains of the downy mildew fungus are present in your vineyard.

<sup>3</sup>Where Topsin M-resistant strains of the powdery mildew and Botrytis fungi have been detected, Topsin M will be ineffective and should not be used.

**Note:** The above ratings are intended to provide readers with an idea of relative effectiveness. They are based on published data and/or field observations from various locations. Ratings could change based on varietal susceptibility and environmental conditions for disease development.



**Table 2. Leaf Wetness Duration-Temperature Combinations Necessary for Grape Foliar Infection by Black Rot**

Temperature °F	Minimum Leaf Wetness Duration for Light Infection (hr)
50	24
55	12
60	9
65	8
70	7
75	7
80	6
85	9
90	12

Data represent a compilation from several experiments with the cultivars Concord, Catawba, Aurora, and Baco Noir.

**Table 3. Effectiveness of Pesticides for Control of Grape Insects and Mites**

	Climbing cutworm	Eight spotted forester	Grape berry moth	Grape cane girdler, Grape cane gallmaker	Grape flea beetle	Grape phylloxera (foliar)	Grape root borer	Japanese beetle	Leafhoppers	Multicolored Asian lady beetle	Redbanded leafroller	Rose chafer	Spider mites	Spotted wing Drosophila, Fruitflies
<b>Insecticides</b>														
Actara	-	-	-	-	-	-	-	-	++	-	-	-	-	-
Admire	-	-	-	-	-	++	-	+	+++	++	-	+	-	+
Altacor	-	-	+++	-	-	-	-	-	-	-	+++	-	-	-
Applaud	-	-	-	-	-	-	-	-	++	-	-	-	-	-
Assail	-	-	-	-	-	++	-	++	+++	-	-	+++	-	+
Baythroid, Renounce (RUP)	-	-	+++	++	++	++	-	+++	++	++	-	+++	-	+++
Belay	-	-	+	-	-	-	-	+	+++	+++	-	-	-	-
Belt	-	-	+++	-	-	-	-	-	-	-	+++	-	-	-
Brigade (RUP)	-	-	++	-	++	++	-	++	++	-	-	++	-	+++
Danitol (RUP)	-	-	+++	-	-	+++	-	+++	++	-	-	-	++	+++
Delegate, Radiant	-	-	+++	-	-	-	-	-	-	-	+++	-	-	+++
Dibrom	-	-	-	-	-	-	-	-	-	-	-	-	-	-
Entrust	-	-	++	-	-	-	-	-	-	-	++	-	-	++
Imidan	-	-	++	-	+	-	-	++	++	-	++	++	-	++
Intrepid	-	-	+++	-	-	-	-	-	-	-	++	-	-	-
Lorsban (RUP EC only)	-	-	-	-	-	-	++	-	-	-	-	-	-	-
Malathion	-	-	+	-	-	-	-	++	++	-	-	++	-	++
Movento	-	-	-	-	-	+++	-	-	-	-	-	-	-	-

Table continued on next page.

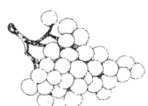
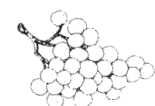




Table 3. Effectiveness of Pesticides for Control of Grape Insects and Mites (continued)

	Climbing cutworm	Eight spotted forester	Grape berry moth	Grape cane girdler, Grape cane gallmaker	Grape flea beetle	Grape phylloxera (foliar)	Grape root borer	Japanese beetle	Leafhoppers	Multicolored Asian lady beetle	Redbanded leafroller	Rose chafer	Spider mites	Spotted wing Drosophila, Fruitflies
Mustang Max (RUP)	-	-	+++	++	++	++	-	+++	++	++	-	+++	-	+++
Sevin	+++	+++	++	-	+++	-	-	+++	+++	-	++	+++	-	+
Venom, Scorpion	-	-	+	-	-	-	-	+	++	+++	-	-	-	-
<b>Miticides</b>														
Acramite	-	-	-	-	-	-	-	-	-	-	-	-	++	-
Agri-Mek (RUP)	-	-	-	-	-	-	-	-	+	+	-	-	++	-
Apollo	-	-	-	-	-	-	-	-	-	-	-	-	+++	-
Dicofol	-	-	-	-	-	-	-	-	-	-	-	-	+	-
Envidor	-	-	-	-	-	-	-	-	-	-	-	-	+++	-
Kanemite	-	-	-	-	-	-	-	-	-	-	-	-	+	-
Nexter	-	-	-	-	-	-	-	-	++	-	-	-	++	-
Onager	-	-	-	-	-	-	-	-	-	-	-	-	+++	-
Portal	-	-	-	-	-	-	-	-	+	-	-	-	+++	-
Vendex (RUP)	-	-	-	-	-	-	-	-	-	-	-	-	+	-
Zeal	-	-	-	-	-	-	-	-	-	-	-	-	+++	-

Key to ratings: +++=highly effective; ++=moderately effective; +=slightly effective; -=ineffective or not sufficient data.



**Table 4. Relative Disease Susceptibility and Chemical Sensitivity among Grape Cultivars.**

The relative ratings in this chart apply to an average growing season under conditions usually favorable for disease development. Any given cultivar may be more or less severely affected depending on conditions.

Cultivar	Susceptible or Sensitive to											
	Black rot	Downy mildew	Powdery mildew	Botrytis	Phomopsis	Eutypa	Crown gall	Anthraxnose	Sulfur <sup>1</sup>	Copper <sup>2</sup>	2,4-D <sup>4</sup>	dicamba <sup>4</sup>
Arandell	+	+	+	+	++	?	?	+	?	?	++	?
Aromella	+	+++	+	+	++	?	?	+	?	?	+++	+++
Aurore	+++	++	++	+++	+	+++	++	+	No	++	?	?
Baco Noir	+++	+	++	++	+	++	+++	+	No	?	?	?
Brianna	?	+	?	+	?	?	?	?	?	?	++	+
Cabernet Franc	+++	+++	+++	+	?	?	+++	++	No	?	+	+++
Cabernet Sauvignon	+++	+++	+++	+	+++	+++	+++	?	No	+	+	?
Catawba	+++	+++	++	+	+++	+	+	++	No	++	++	++
Cayuga White	+	++	+	+	++	+	++	+++	No	+	+	+++
Chambourcin	+++	+	+++	++	+	?	++	+	Yes	?	+++	++
Chancellor	+	+++	+++	+	+++	+	+++	++	Yes	+++	++	?
Chardonnay	++	++	++	++	+++	++	++	+	No	?	++	+++
Chardonnay	++	+++	+++	+++	+++	++	+++	+++	No	+	++	+++
Concord	+++	+	++	+	+++	+++	+	+	Yes	+	+++	++
Corot noir	+	+++	+	+	++	+	+	+	No	?	++	+++
Cynthiana/Norton	+	++	+	+	+	?	+	+	Yes	?	+++	+++
DeChaunac	+	++	++	+	+++	+++	++	++	Yes	+	+	++
Delaware	++	+++ <sup>3</sup>	++	+	+++	+	+	++	No	+	+++	?
Edelweiss	?	?	?	?	?	?	?	?	?	?	++	?
Foch (Marechal Foch)	++	+	++	+	+	+++	+	++	Yes	Yes	+++	+++
Fredonia	++	+++	++	+	+++	?	+	+++	No	?	++	++
Frontenac	+++	+	++	++	+	?	?	+	No	?	+	+++
Frontenac Gris	++	+	++	++	+	?	?	+	No	?	+	+
Geneva Red	+	++	++	++	+	+	+	+	No	?	+	+++
Gewürztraminer	+++	+++	+++	+++	?	?	+++	+++	No	+	?	?
Himrod	++	+	++	+	+	?	?	+++	No	?	+	?
Jupiter	++	+++	+++	+	+	?	?	+	?	?	+	++
LaCrescent	++	+++	++	+	+++	+	+	+	?	?	+++	+++
LaCrosse	+++	++	++	+++	++	?	?	+	?	?	+++	+++
Lemberger	+++	+++	+++	+	?	+++	+++	?	No	?	++	?
Leon Millot	+	++	+++	+	+	+	?	+	Yes	?	+	?
Marquette	+++	+	+	+++	?	?	+	?	?	?	+++	+
Marquis	+	+++	+	+	+++	?	?	+++	?	?	+	?
Mars	+	+	+	+	+	?	+	+	?	?	+	+
Melody	+++	++	+	+	+++	?	?	+	No	?	+	+
Merlot	++	+++	+++	++	+	+++	+++	++	No	++	?	?
Moore's Diamond	+++	+	+++	++	?	++	?	?	No	?	?	?
Niagara	+++	+++	++	+	+++	+	++	++	No	+	+++	++
Noiret	++	++	++	+	+	?	++	+	No	?	++	+++
Pinot gris	+++	+++	+++	++	?	+++	+++	?	No	?	?	?
Pinot noir	+++	+++	+++	+++	?	?	+++	?	No	+	?	?
Reliance	+++	+++	++	+	++	?	?	+++	No	+	+	?
Riesling	+++	+++	+++	+++	++	++	+++	?	No	+	+	++
St. Croix	?	++	++	++	+++	?	?	+	?	?	++	?
St. Vincent	+	++	+	+	+	+	+	+	No	?	++	?
Seyval	++	++	+++	+++	++	+	++	+	No	+	++	+++
Steuben	++	+	+	+	+	?	+	+	No	?	+	++
Sunbelt	+	++	++	+	+	?	?	+	?	?	+++	++
Traminette	+	++	+	+	+++	?	++	+	No	?	++	++
Valvin Muscat	++	+	++	+	+	?	+	?	No	?	+++	+
Vanessa	+++	++	++	+	+	?	+	?	?	?	+	?
Ventura	++	++	++	+	+	?	+	+	No	?	+	+++
Vidal blanc	+	++	+++	+	+	+	++	+++	No	?	++	+++
Vignoles	+	++	+++	+++	++	++	++	+++	No	?	+	+++

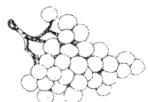
Key to ratings: +=slightly susceptible or sensitive; ++=moderately susceptible or sensitive; +++=highly susceptible or sensitive; No=not sensitive; Yes=sensitive; ?=relative susceptibility or sensitivity not established.

<sup>1</sup> Slight to moderate sulfur injury may occur even on tolerant cultivars when temperatures are 85°F or higher during, or immediately following, the application.

<sup>2</sup> Copper applied under cool, slow-drying conditions is likely to cause injury.

<sup>3</sup> Berries not susceptible.

<sup>4</sup> Herbicide sensitivity ratings based on observation and simulated drift studies in Indiana.



## Blueberry Spray Schedule

<b>Dormant</b>			
Apply as buds begin to break.			
<b>Pest/Problem</b>	<b>Material</b>	<b>Rate/Acre</b>	<b>Comments</b>
Phomopsis cane and twig blight	Lime sulfur solution <i>or</i>	See comments for rate.	The lime sulfur label reads: Use 5-6 gal per 100-150 gal of spray per acre. Apply at delayed dormant stage after leaf buds begin to break. Do not use within 14 days of an oil spray or when temperature is above 75°F as burning of foliage may occur.
	Sulfurix	1-2 gal	
Phytophthora root rot	Ridomil Gold SL <i>or</i>	See comments on page 41.	Ridomil Gold EC has been replaced by Ridomil Gold SL.
	Phosphorous acid		

<b>Green Tip</b>			
Apply when leaf buds are showing 1/16-1/4 inch green tip.			
<b>Pest/Problem</b>	<b>Material</b>	<b>Rate/Acre</b>	<b>Comments</b>
Stem canker and stem blight	Captan 50WP <i>or</i>	5 lb	Captan is also available as 80% WDG and Captec 4L. Note: The re-entry interval (REI) for Captan on blueberry is 4 days. For the 80WDG formulation the REI is 3 days. Do not tank mix Captan with Diazinon.
	Ziram 76DF	3 lb	
Mummy berry (shoot blight phase)	Unless diseases (mummy berry, anthracnose, or stem canker) are or have been a problem, an intensive fungicide spray program may not be required.		
	Captan 50WP <i>or</i>	5 lb	Captan provides protective control of stem canker and stem blight, anthracnose, and Phomopsis canker.
	Ziram 76DF <i>or</i>	3 lb	
	Indar 75WSP <i>or</i>	2 oz	Indar is also available in a flowable (2F) formulation.
	Orbit 3.6L	6 fl oz	

<b>Pink Bud Stage and 25% Bloom</b>			
Apply when flower petals show pink and again at 25% bloom.			
<b>Pest/Problem</b>	<b>Material</b>	<b>Rate/Acre</b>	<b>Comments</b>
Mummy berry (blossom infection), Botrytis blight, Stem canker and stem blight, Anthracnose	Captan 50WP <i>or</i>	5 lb	Captan provides protective control of stem canker and stem blight, anthracnose, and Phomopsis canker.
	Ziram 76DF <i>or</i>	3 lb	
	Indar 75WSP <i>or</i>	2 oz	Indar is also available in a flowable (2F) formulation.
	Orbit 3.6 L <i>or</i>	6 oz	
	Abound 2.08F <i>or</i>	6.2-15.4 fl oz	See note on Abound and Pristine on page 41. Do not tank mix Pristine with any fungicides, insecticides, herbicides, adjuvants, nutrients, or any additives. Mix Pristine only with water for applications to blueberry, raspberry, or blackberry. This information is on a supplemental label that must be in the user's possession at the time of application.
	Pristine 38WG <i>or</i>	18.5-23 oz	
	CaptEstate 68WDG	3.5-4.7 lb	



Pest/Problem	Material	Rate/Acre	Comments
Botrytis blight	Elevate 50WG <i>or</i>	1.5 lb	
	CaptEstate 68WDG <i>or</i>	3.5-4.7 lb	
	Switch 62.5WG	11-14 oz	See note on Switch on page 41.

## Full Bloom to Early Petal Fall

Apply when all blossoms are open to when some petals begin to fall.

Pest/Problem	Material	Rate/Acre	Comments
Mummy berry (blossom infection), Botrytis blight, Stem canker and stem blight, Anthracnose	Captan 50WP <i>or</i>	5 lb	
	Ziram 76DF <i>or</i>	3 lb	Do not apply Ziram more than 3 weeks after full bloom.
	Indar 75WSP <i>or</i>	2 oz	Indar is also available in a flowable (2F) formulation.
	Orbit 3.6L <i>or</i>	6 oz	
	Abound 2.08F <i>or</i>	6.2-15.4 fl oz	See note on Abound and Pristine on page 41. Do not tank mix Pristine with any fungicides, insecticides, herbicides, adjuvants, nutrients, or any additives. Mix Pristine only with water for applications to blueberry, raspberry, or blackberry. This information is on a supplemental label that must be in the user's possession at the time of application.
	Pristine 38WG <i>or</i>	18.5-23 oz	
	CaptEstate 68WDG	3.5-4.7 lb	
Botrytis blight	Elevate 50WG <i>or</i>	1.5 lb	
	CaptEstate 68WDG <i>or</i>	3.5-4.7 lb	
	Switch 62.5WG	11-14 oz	See note on Switch on page 41.
Cherry fruitworm	Intrepid 2F	12-16 fl oz	Cherry fruitworm control by conventional insecticides starts at petal fall, but control by Intrepid must begin earlier. First application is best at 400 degree days (base 50) after biofix (sustained catch of moths in pheromone trap). Second application at 100% petal fall.
	Esteem 35WP	5 oz	Apply Esteem when egg laying begins and again at petal fall.

## Petal Fall

Apply when petals are falling.

Pest/Problem	Material	Rate/Acre	Comments
Cherry fruitworm	Control cherry fruitworm at petal fall and 10 days later. Insect pests of blueberry are rare in much of the region; scout before applying insecticides. Unneeded applications of insecticides can create problems where none existed.		
	Altacor 35WDG	3-4.5 oz	
	Asana XL (0.66 EC)	4.8-9.6 fl oz	
	Assail 30SG	4.5-5.3 oz	
	Avaunt 30WG	3.5-6 oz	
	Brigade 2EC	2.1-6.4 fl oz	
	Brigade WSB (10WP)	8-16 oz	
	Bt ( <i>Bacillus thuringiensis</i> )		See Table 11 on page 62 for a list of products that contain <i>Bacillus thuringiensis</i> ; see individual product labels for rates and application details.
	Danitol 2.4EC	10.6-16 oz	
	Delegate 25WG	3-6 oz	
	Diazinon AG600	12.75 fl oz	
	Entrust 2SC	4-6 fl oz	
	Entrust 80WP	1.25-2 oz	Limit of 9 oz of Entrust per season.
	Esteem 35WP	5 oz	
	Imidan 70WP	1.3 lb	
	Intrepid 2F	10-16 fl oz	
	Knack 0.83EC	16 fl oz	
	Lannate LV	1.5-3 pt	
Lannate SP	8-16 oz		
Malathion 5EC	2 pt		
Rimon 0.83EC	20-30 fl oz		
Sevin XLR Plus (4F)	1.5-2 qt	Other formulations may be available.	





## First and Second Cover

Apply first cover about 7-10 days after petal fall, and second cover about 10 days later.

Pest/Problem	Material	Rate/Acre	Comments
Anthracnose, Stem canker and stem blight	Captan 50WP <i>or</i>	5 lb	Apply only if anthracnose or canker is a problem.
	Abound 2.08F <i>or</i>	6.2-15.4 fl oz	See notes on Abound and Pristine and on Switch on page 41. Do not tank mix Pristine with any fungicides, insecticides, herbicides, adjuvants, nutrients, or any additives. Mix Pristine only with water for applications to blueberry, raspberry, or blackberry. This information is on a supplemental label that must be in the user's possession at the time of application.
	Pristine 38WG <i>or</i>	18.5-23 oz	
	Switch 62.5WG <i>or</i>	11-14 oz	
	CaptEvate 68WDG	3.5-4.7 lb	
Cherry fruitworm, Cranberry fruitworm	Same as at petal fall for cherry fruitworm.		Control cherry fruitworm at petal fall and 10 days later. Control cranberry fruitworm 10 days and 20 days after petal fall.
Plum curculio	Plum curculio adults and larvae have not been observed to damage blueberries in the most southern portions of the region.		
	Brigade 2EC	2.1-6.4 fl oz	
	Brigade WSB (10WP)	5.3-16 oz	
	Danitol 2.4EC	10.6-16 oz	
	Imidan 70WP	1.3 lb	
	Malathion 5EC	1.5 pt	
	Surround 95WP	12.5-50 lb	Surround may leave noticeable residues on berries.

## Third and Additional Covers

Apply about 10 days after previous cover, repeat as needed. Be sure to check PHIs. See Tables 8 and 10.

Pest/Problem	Material	Rate/Acre	Comments
Anthracnose, Stem canker and stem blight	Captan 50WP <i>or</i>	5 lb	Apply only if these diseases are a problem. Observe harvest restrictions.
	Abound 2.08F <i>or</i>	6.2-15.4 fl oz	See notes on Abound and Pristine and on Switch on page 41. Do not tank mix Pristine with any fungicides, insecticides, herbicides, adjuvants, nutrients, or any additives. Mix Pristine only with water for applications to blueberry, raspberry, or blackberry. This information is on a supplemental label that must be in the user's possession at the time of application.
	Pristine 38WG <i>or</i>	18.5-23 oz	
	Switch 62.5WG	11-14 oz	



**Blueberry**

Third and Additional Covers (continued)

Pest/Problem	Material	Rate/Acre	Comments
Blueberry maggot	Monitor for first emergence of blueberry maggot flies with traps. Emergence usually begins around July 1 in northern areas. Insecticide applications to protect berries may be needed until harvest. See product labels for preharvest intervals and restrictions. Blueberry maggot is not a common pest in the southern portion of the region.		
	Admire Pro (4.6F)	2.1-2.8 fl oz	
	Asana XL (0.66 EC)	9.6 fl oz	
	Assail 30SG	4.5-5.3 oz	
	Brigade 2EC	2.1-6.4 fl oz	
	Brigade WSB (10WP)	5.3-16 oz	
	Danitol 2.4EC	10.67-16 fl oz	
	Diazinon AG600	12.75 fl oz	
	Imidan 70WP	1.3 lb	
	Lannate LV	12-24 fl oz	
	Lannate SP	4-8 oz	
	Malathion 8F	2 pt	
	Malathion 95ULV	10 fl oz	
	Rimon 0.83EC	20-30 fl oz	
Sevin XLR Plus (4F)	1.5-2 qt	Other formulations may be available.	
Brown marmorated stink bug	Actara 25WG	4 oz	See Special Insect Pest Problems on page 63.
	Danitol 2.4EC	10.67-16 fl oz	
	Lannate LV	2-3 pt	
	Lannate SP	2/3-1 lb	
Japanese beetle	See Table 10 on pages 60-61 for pre-harvest intervals for insecticides listed below. See page 64 for information on this pest.		
	Actara 25WG	4 oz	
	Admire Pro (4.6F)	2.1-2.8 fl oz	
	Asana XL (0.66 EC)	4.8-9.6 fl oz	
	Assail 30SG	4.5-5.3 oz	
	Aza-Direct	1-2 pt	Aza-Direct acts as a repellent.
	Danitol 2.4EC	10.67-16 fl oz	
	Imidan 70WP	1.3 lb	Imidan is moderately effective and may be used until 3 days before harvest.
	Malathion 5EC	1.5-2 pt	
	Neemix 4.5	7-16 fl oz	Neem acts as a repellent.
	Pyganic 1.4%EC	16-64 fl oz	Pyganic and Neemix provide some short-term control and may be applied until the day of harvest.
	Pyganic 5%EC	4.5-18 fl oz	
	Sevin XLR Plus (4F)	1-2 qt	For control of Japanese beetles on fruit, Sevin is labeled and effective, but may not be used within 7 days of harvest. Other formulations may be available.
Surround 95WP	12.5-50 lb	Surround may leave noticeable residues on berries.	
Drosophila (also known as fruit flies and vinegar flies), including spotted wing Drosophila	Brigade WSB (10WP)	8-16 oz	See Special Insect Pest Problems on page 63.
	Danitol 2.4EC	10.7-16 fl oz	
	Delegate 25WG	3-6 oz	
	Entrust 2SC	4-6 fl oz	
	Entrust 80WP	1.25-2 oz	
	Imidan 70W	1.33 lb	
	Lannate LV	1.5-3 pt	
	Lannate SP	0.5-1 lb	
	Malathion 8F	2.5 pt	
Mustang Max 0.8EC	4.0 fl. oz		



<b>Post Harvest</b>			
<b>Pest/Problem</b>	<b>Material</b>	<b>Rate/Acre</b>	<b>Comments</b>
Stem canker and stem blight	Captan 50WP	5 lb	If canker is a problem, apply post-harvest sprays at 4-6 week intervals until leaf drop in the fall.

## **Special Comments on Blueberry Schedule**

### ***Phytophthora Root Rot***

Ridomil Gold SL is labeled for control of *Phytophthora* root rot of blueberries. The label reads: “Established plantings: Apply 3.6 pt/A in a 3-foot band over the row before the plants start growth in the spring. One additional application may be made to coincide with periods most favorable for root rot development. New plantings: Apply 3.6 pt/A at the time of planting.”

Several phosphorous acid fungicides are registered for control of *Phytophthora* root rot on blueberry. These materials essentially all have the same active ingredient. Some of these products include Aliette, Agri-Fos, ProPhyt, Phostrol, and Topaz. These materials are applied as foliar sprays. They are highly systemic and move rapidly into leaves and are translocated downward in the plant to the crown and roots. Read labels for additional information on use and restrictions.

### ***Abound and Pristine***

Abound 2.08F and Pristine 38WG fungicides are registered for use on blueberry. These fungicides belong to the same group of fungicides called strobilurins, and are at risk for fungicide resistance development in pathogenic fungi. No more than four applications of each fungicide may be made per season, and no more than two sequential sprays of each fungicide should be made without switching to a different class of fungicide. Because they are in the same class of chemistry, they cannot be alternated with each other as a fungicide resistance management strategy. These are the materials of choice for control of anthracnose fruit rot on blueberry. Alternating Abound or Pristine with Captan or Switch may aid in preventing fungicide resistance in the fungus that causes anthracnose. See note about Pristine mixing instructions on page 37.

### ***Switch 62.5WG***

Switch is a combination of two active ingredients (cyprodinil and fludioxonil). It is a different class of chemistry than the strobilurin fungicides (Abound and Pristine). It has excellent activity against *Botrytis* fruit rot and is registered for control of mummy berry, *Alternaria* fruit rot, *Phomopsis*, and anthracnose. Its activity against anthracnose makes it a good material to alternate with a strobilurin fungicide in a resistance management program for anthracnose.



# Raspberry and Blackberry Spray Schedule

<b>Delayed Dormant</b>			
Apply when tips of buds show green.			
<b>Pest/Problem</b>	<b>Material</b>	<b>Rate/Acre</b>	<b>Comments</b>
Anthracnose, Spur blight (reds only), Cane blight	Liquid lime-sulfur <i>or</i>	6-12 gal	This is a critical spray for good disease control. Be sure that all canes are completely covered by the fungicide. This spray may burn the leaves if applied after new shoots are 3/4-inch long.
	Sulfurix <i>or</i>	3 gal	
	Copper hydroxide 50WP	4 lb	Copper hydroxide is available as Blueshield 50WP or Kocide 50WP. Both products have a 48-hour re-entry interval.
Phytophthora root rot	Ridomil Gold SL <i>or</i>		Ridomil Gold EC has been replaced by Ridomil Gold SL. See comments on page 46 for application information.
	Phosphorous acid		
Raspberry crown borer	Apply insecticides after egg hatch in late October or early November or wait until late March. Apply as a soil drench directed at the crown of the plants in a minimum of 50 gal water per acre prior to a significant rainfall or irrigation.		
	Altacor 35WG	3-4.5 oz	
	Brigade 2EC	6.4 fl oz	
	Hero 1.24EC	10.3 fl oz	
Rednecked cane borer			See comments on page 46 about pruning to remove last year's galls.
<b>Pre-bloom</b>			
Apply when flowers show white.			
<b>Pest/Problem</b>	<b>Material</b>	<b>Rate/Acre</b>	<b>Comments</b>
Anthracnose, Spur blight (reds only), Cane blight, *Raspberry leaf spot, *Septoria leaf spot	<b>NOTE:</b> Unless anthracnose, cane blight, or spur blight have been problems, fungicide applications prior to bloom are probably not required. This is especially true if the delayed-dormant application of lime-sulfur has been made. *See note on raspberry leaf spot and Septoria leaf spot on page 48.		
	Captan 80WDG <i>or</i>	2.5 lb	See note on Captan on page 47.
	Cabrio 20EG <i>or</i>	14 oz	See notes on Abound, Cabrio, and Pristine on pages 47-48. See note about Pristine mixing instructions on page 48.
	Abound 2.08F <i>or</i>	6.2-15.4 fl oz	
	Pristine 38WG	18.5-23 oz	
Rust diseases (orange rust and late leaf rust), Powdery mildew, *Raspberry leaf spot, *Septoria leaf spot	*See note on raspberry leaf spot and Septoria leaf spot on page 48.		
	Rally 40WSP <i>or</i>	2.5 oz	The name for Nova has been changed to Rally. For late leaf rust and powdery mildew, begin applications when disease first appears and repeat on a 10-14 day schedule. For orange rust, see comments on page 47.
	Cabrio 20EG <i>or</i>	14 oz	See notes on Abound, Cabrio, and Pristine on pages 47-48. See note about Pristine mixing instructions on page 48.
	Abound 2.08F <i>or</i>	6.2-15.4 fl oz	
	Pristine 38WG	18.5-23 oz	
Raspberry fruitworm	Delegate 25WG	3-6 oz	Early fruit is more seriously attacked than later fruit. Check for feeding damage to spring leaves, buds, and early summer fruit.
	Entrust 2SC	4-6 fl oz	
	Entrust 80WP	1.25-2 oz	
	Pyganic 5%EC	4.5 18 fl oz	



Pest/Problem	Material	Rate/Acre	Comments
Strawberry clipper (bud weevil)	Begin checking for the first clipped buds when buds' first flowers show white. If clipped buds are found, apply insecticide and repeat spray 10 days later if bud clipping continues.		
	Actara 25WDG	3 oz	
	Sevin XLR Plus (4F)	2 qt	Other formulations may be available.
Leafrollers	Not common pests.		
	Asana XL	4.8-9.6 fl oz	
	Aza-Direct	1-2 pt	
	Brigade 2EC	3.2-6.4 fl oz	
	Brigade WSB (10WP)	8-16 oz	
	Bt ( <i>Bacillus thuringiensis</i> )		See Table 11 for a list of products that contain <i>Bacillus thuringiensis</i> ; see individual product labels for rates and application details.
	Confirm 2F	16 fl oz	
	Danitol 2.4EC	10.7-16 fl oz	
	Delegate 25WG	3-6 oz	Delegate should target eggs at hatching or small larvae.
	Entrust 2SC	4-6 fl oz	
	Entrust 80WP	1.25-2 oz	
	Mustang Max 0.8EC	4 fl oz	
	Neemix	0.5-2 gal	
	Pyganic 5%EC	4.5-18 fl oz	
	Sevin XLR Plus (4F)	1-2 qt	Other formulations may be available.
Surround 95WP	12.5-50 lb	Surround may leave noticeable residues on berries.	
Rose chafer	Not a common pest in most areas.		
	Pyganic 5%EC	4.5-18 fl oz	
	Sevin XLR Plus (4F)	1-2 qt	Other formulations may be available.
	Surround 95WP	12.5-50 lb	Surround may leave noticeable residues on berries.
Raspberry sawfly	Not a common pest.		
	Delegate 25WG	3-6 oz	
	Entrust 2SC	4-6 fl oz	
	Entrust 80WP	1.25-2 oz	
	Sevin XLR Plus (4F)	1-2 qt	Other formulations may be available.

### First Bloom through Petal Fall

Apply when first flowers open through when petals fall.

Anthracnose, Botrytis fruit rot, Spur blight (reds only), Cane blight, *Raspberry leaf spot, *Septoria leaf spot	*See notes on raspberry leaf spot and Septoria leaf spot on page 48. Make 3 fungicide applications during this period: apply the first as blooms begin to open, not later than 5% bloom; make the second at full bloom; and follow with a third as petals begin to fall.		
	Captan 80WDG <i>or</i>	2.5 lb	
	Cabrio 20EG <i>or</i>	14 oz	
	Abound 2.08F <i>or</i>	6.2-15.4 fl oz	
	Pristine 38WG	18.5-23 oz	See note about Pristine mixing instructions on page 48.





Pest/Problem	Material	Rate/Acre	Comments
Rust diseases (orange rust and late leaf rust), Powdery mildew, *Raspberry leaf spot, *Septoria leaf spot	*See notes on raspberry leaf spot and Septoria leaf spot on page 48.		
	Rally 40WSP <i>or</i>	2.5 oz	The name for Nova has been changed to Rally. For late leaf rust and powdery mildew, begin applications when disease first appears and repeat at 10-14 day schedule. For orange rust, see comments on page 47.
	Cabrio 20EG <i>or</i>	14 oz	
	Abound 2.08F <i>or</i>	6.2-15.4 fl oz	
	Pristine 38WG	18.5-23 oz	See note about Pristine mixing instructions on page 48.
Rosette (double blossom)			See comments on page 46.
Botrytis fruit rot (only)	Rovral 50WP <i>or</i>	1-2 lb	See note on fungicide resistance management on page 47.
	Elevate 50WG <i>or</i>	1.5 lb	
	CaptEvote 68WDG <i>or</i>	3.5 lb	
	Switch 62.5WG <i>or</i>	11-14 oz	
	Pristine 38WG	18.5-23 oz	See note about Pristine mixing instructions on page 48.

## Post-bloom through Harvest

Apply every 14 days after petal fall as needed.

Pest/Problem	Material	Rate/Acre	Comments
Anthracnose, Botrytis fruit rot, Spur blight, Cane blight, *Raspberry leaf spot, *Septoria leaf spot	*See note on raspberry leaf spot and Septoria leaf spot on page 48.		
	Captan 80WDG <i>or</i>	2.5 lb	See comments on Captan on pages 47.
	CaptEvote 68WDG <i>or</i>	3.5 lb	CaptEvote has a preharvest interval (PHI) of 3 days.
	Cabrio 20EG <i>or</i>	14 oz	
	Abound 2.08F <i>or</i>	6.2-15.4 fl oz	
	Pristine 38WG	18.5-23 oz	
Botrytis fruit rot (only)	Rovral 50WP <i>or</i>	1-2 lb	Rovral, CaptEvote, Elevate, Switch, and Pristine may be applied up to and including the day of harvest for Botrytis fruit rot control. See note about Pristine mixing instructions on page 48.
	CaptEvote 68WDG <i>or</i>	3.5 lb	
	Elevate 50WG <i>or</i>	1.5 lb	
	Switch 62.5WG <i>or</i>	11-14 oz	
	Pristine 38WG	18.5-23 oz	
Rust diseases (orange rust and late leaf rust), Powdery mildew	Rally 40WSP <i>or</i>	2.5 oz	For late leaf rust and powdery mildew, begin applications when disease first appears and repeat on a 10-14 day schedule. For orange rust, see comments on page 47.
	Cabrio 20EG <i>or</i>	14 oz	
	Pristine 38WG	18.5-23 oz	
Rednecked cane borer	Admire Pro	10.5-14 fl oz	Soil applied for systemic control. Do not apply pre-bloom, during bloom, or when bees are foraging. See comments on page 46.



Pest/Problem	Material	Rate/Acre	Comments
Sap beetles	Bait buckets		Keep berries off the ground and ripe berries picked. Establish bait buckets containing overripe fruit between the berry planting and nearby wooded areas. Empty bait buckets on a daily basis. Few insecticides are registered for sap beetle control, and during picking harvest restrictions practically rule out their use.
	Assail 30SG	4.5-5.3 oz	
Japanese beetle and/or Green June beetle	Check preharvest intervals in Table 10 on pages 60-61.		
	Actara 25WB	3 oz	
	Assail 30SG	4.5-5.3 oz	
	Aza-Direct	1-2 pt	Aza-Direct acts as a repellent.
	Danitol 2.4EC	10.7-16 fl oz	
	Malathion 8F	2 pt	
	Neemix 4.5	7-16 fl oz	Neem acts as a repellent.
	Pyganic 5%EC	4.5-18 fl oz	
	Sevin XLR Plus (4F)	1-2 qt	Other formulations may be available.
Tarnished plant bug, stink bugs	Surround 95WP	12.5-50 lb	Surround may leave noticeable residues on berries.
	Actara 25WB	3 oz	
	Assail 30SG	4.5-5.3 oz	
	Bifenture 2EC	6.4 fl oz	Labeled for brown marmorated stink bug control.
	Pyganic 5%EC	4.5-18 fl oz	
Thrips (including Eastern flower thrips)	Sevin XLR Plus (4F)	1.5-2 qt	Other formulations may be available.
	Admire Pro (4.6F)	2.8 fl oz	Foliar spray for foliage feeding thrips.
	Entrust 80WP	1.25-2 oz	
Mites	Delegate 25WG	3-6 oz	
	Acramite 50WS	0.75-1 lb	
	Savey 50DF	4-6 oz	
Drosophila (also known as fruit flies and vinegar flies), including spotted wing Drosophila	Zeal 72WP	2-3 oz	
	Brigade WSB (10WP)	5.3-16 oz	See Special Insect Pest Problems on page 63.
	Danitol 2.4EC	10.7-16 fl oz	
	Delegate 25WG	3-6 oz	
	Entrust 2SC	4-6 fl oz	
	Entrust 80WP	1.25-2 oz	
	Malathion 8F	2.5 pt	
Mustang Max 0.8EC	4.0 fl. oz		

## Post Harvest

Pest/Problem	Material	Rate/Acre	Comments
Rust diseases (orange rust and late leaf rust), Powdery mildew, *Raspberry leaf spot, *Septoria leaf spot	Rally 40WSP <i>or</i>	2.5 oz	For late leaf rust and powdery mildew, begin applications when disease first appears and repeat on a 10-14 day schedule. For orange rust, see comments on page 47.
	Orbit 3.6L <i>or</i>	6 fl oz	
	Cabrio 20EG <i>or</i>	14 oz	
	About 2.08F <i>or</i>	6.2-15.4 fl oz	
	Pristine 38WG	18.5-23 oz	See note about Pristine mixing instructions on page 48.
	*Post-harvest sprays are probably the most important for control of the leaf spot diseases. When diseases are severe, most defoliation occurs post harvest.		



Pest/Problem	Material	Rate/Acre	Comments
Raspberry crown borer	Apply insecticides after eggs hatch in late October or early November or wait until March. Apply as a soil drench directed at the crown of plants in a minimum of 50 gal water per acre prior to a significant rainfall or irrigation.		
	Altacor 35WG	3-4.5 oz	
	Brigade 2EC	6.4 fl oz	
	Brigade WSB (10WP)	16 oz	

In exceptionally wet seasons, post-harvest fungicide applications may be required to protect first year canes from anthracnose, spur blight, cane blight, and powdery mildew. A good spray program early in the season should help minimize development of these diseases later in the season.

## Special Comments on the Raspberry and Blackberry Schedule

### **Tree Crickets and Periodical Cicadas**

See notes on pages 63-64.

### **Raspberry Cane Maggot**

The raspberry cane maggot causes wilted tips in May. Cut off wilted tips a few inches below the girdle when first seen. Destroy the removed tips.

### **Rednecked Cane Borer**

Scout for galls before or during the delayed dormant period. Prune out galled canes and burn, bury, or otherwise destroy them to kill overwintered larvae. If more than 5 percent of all canes have galls, an insecticide application immediately after bloom may be necessary. Adult emergence begins in May or June. Begin scouting plantings during bloom by looking for adult beetles active during daylight hours. Begin insecticide application(s) after bloom has ended and bees are no longer present. Apply Admire Pro via drip or trickle chemigation or in a soil drench in a minimum of 500 gallons of water per acre. Do not apply pre-bloom or during bloom or when bees are actively foraging.

### **Phytophthora Root Rot**

Ridomil Gold SL is labeled for control of Phytophthora root rot on raspberries. The label reads: Apply 1/4 pt per 1,000 linear feet of row to the soil surface in a 3-foot band over the row. Make one application in the spring and another in the fall after harvest. Ridomil Gold GR (granular) is also labeled on raspberry. Note: Do not apply Ridomil within 45 days before harvest or illegal residues may result. See the label for more detailed information.

Several phosphorous acid products are registered for Phytophthora root rot control on brambles, and all of them have essentially the same active ingredient. They are foliar applications that are highly systemic and move rapidly into the leaves and are translocated downward in the plant to the crown and roots. These fungicides include Agri-Fos, Aliette, ProPhyt, Phostrol, and Topaz. There are several other phosphite fungicides on the market, and new ones continue to be introduced. Recommendations for use vary among products. See labels for use recommendations.

### **Spotted Wing Drosophila**

See notes on page 63.

### **Rosette or Double Blossom**

Rosette is caused by the fungus, *Cercospora rubi*. It is a serious disease of blackberry in the southern regions of the Midwest (Kentucky and Missouri). At present, Abound is the only fungicide currently labeled for control of this disease on blackberry. It is probable that the other strobilurin fungicides (Cabrio and Pristine) will also provide some level of control. In the past, chemical control of this disease under conditions of heavy pressure has not been highly successful. One possible cultural practice for an infected site is to mow the planting down before flowering to eliminate spore release and infection of emerging primocanes. Though sacrificing one year of production, the practice may provide short-term control. Varieties vary in susceptibility to this disease. Apache, Ouachita, and Triple Crown are resistant. Chester, Hull, and Navaho are tolerant. Chickasaw, Choctaw, Kiowa, Shawnee, and Illini Hardy are highly susceptible. Other cultivars differ in susceptibility, but all will become infected over time. For additional information on Rosette, contact your local Extension office.



### **Captan Use on Brambles**

Several Captan formulations are currently registered for use on caneberries (brambles) including: Captan 50W, Captan 80WDG, Captan 4L, and Captec 4L. The PHI for all Captan formulations on caneberries is three days; the REI on caneberries also is three days.

### **Fungicide Resistance Management**

Elevate, Rovral, Switch, and Pristine should not be used alone for seasonlong control of Botrytis fruit rot because of the potential for pathogen strains to develop resistance to each fungicide. The addition (tank mix) of Captan to Elevate, Rovral, Switch, or Pristine should provide a higher level of disease control and aid in preventing fungicide resistance development. Rotating the use of these fungicides in blocks of one or two sprays is a good resistance management strategy.

### **Cabrio, Pristine, and Rally for Control of Orange Rust**

Based on information currently available on the disease cycle of orange rust, there appear to be two main periods during the growing season when fungicides should be effective to control the disease. Growers should review the orange rust section in the *Midwest Small Fruit Pest Management Handbook* to become familiar with the disease cycle and cultural practices for disease control.

The first period is during the spring when aeciospores (bright orange spores) are being produced. Sprays at this time would control “localized” leaf infections and, therefore, teliospores would not be produced later in the growing season. The timing for these sprays would be from just before the aeciospores are released in the spring (generally early to mid-May) until the infected leaves die and dry up, and spores are no longer present (mid-June through mid-July). It is important to note that as temperatures get above 77°F, aeciospore germination is very slow, and disease development greatly reduced. In short, during the hot days of summer, infections should not be occurring.

The second period is during late summer or fall as temperatures decrease and the threat of “systemic” (teliospore) infections occurs. These teliospores or basidiospores infect the buds of tip-rooted canes or new shoots at the crown of the plant; thus, fungicide applications should be directed toward the base of the canes. Even if complete control of early season aeciospore infections is achieved, some teliospores could still be blown into the planting from infected wild hosts. Rally, Abound, Cabrio, or Pristine applied on a 10-14 day schedule during these periods should be beneficial for control. In wet weather the shorter interval should be used. Rally should be alternated with either Cabrio or Pristine in the spray program in order to prevent fungicide resistance development. A good approach would be to alternate them in two-spray blocks. Do not apply more than two sprays without alternating to another class of fungicide. For the most current suggestions for timing fungicide applications for orange rust control, contact Mike Ellis at (330) 263-3849 or ellis.7@osu.edu.

### **Abound 2.08F**

Abound 2.08F fungicide is registered for use on all brambles (blackberry and raspberry) for control of Botryosphaeria canker, anthracnose, powdery mildew, raspberry leaf spot, Septoria leaf spot on blackberry, Colletotrichum rot, spur blight, and rosette or double blossom of blackberries. Abound or any other strobilurin fungicide (Cabrio or Pristine) cannot be applied more than three times per season. It cannot be applied in more than two sequential sprays without alternating to another fungicide with a different class of chemistry. It has a 12-hour re-entry interval and can be applied on the day of harvest.

### **Cabrio 20EG**

Cabrio 20EG fungicide is registered for use on all brambles (blackberry and raspberry) for control of anthracnose, leaf spot and blotch, powdery mildew, rusts, and spur blight. It is a strobilurin fungicide and has good activity against these diseases. It cannot be applied more than four times per season and cannot be applied in more than two sequential sprays without alternating to another fungicide with a different class of chemistry. It has a 24-hour re-entry interval and a 0-day pre-harvest interval.



### ***Pristine 38WG***

Pristine 38WG fungicide is registered for use on all brambles (blackberries and raspberries) for control of anthracnose, Botrytis gray mold, leaf spots, powdery mildew, rust diseases, and spur blight. Pristine is a combination of two active ingredients (pyraclostrobin and boscalid). It cannot be applied more than four times per season and has a 0-day pre-harvest interval. Pyraclostrobin is the same class of chemistry as Cabrio (strobilurin) so Cabrio and Pristine should not be alternated with each other in a resistance management program. For control of rust diseases, Cabrio or Pristine should be alternated with Rally to prevent fungicide resistance development.

Note: Do not tank mix Pristine with any fungicides, insecticides, herbicides, adjuvants, nutrients, or any additives. Mix Pristine only with water for applications to blueberry, raspberry, or blackberry. This information is on a supplemental label that must be in the user's possession at the time of application.

### ***Raspberry Leaf Spot and Septoria Leaf Spot of Blackberry and Raspberry***

The incidence of raspberry leaf spot and Septoria leaf spot appears to be increasing across the Midwest. If not controlled, they can result in severe defoliation of the plant. The strobilurin fungicides (Abound, Cabrio, Pristine) provide good control of both diseases. Abound is registered for control of raspberry leaf spot and Septoria leaf spot. Some fungicide trials have shown that Captan and Rally also provide some level of control. Post-harvest (late-season) applications are important for controlling these leaf diseases. Most defoliation resulting from these diseases occurs later in the season (post-harvest).





# Strawberry Spray Schedule

<b>Early Spring (Pre-bloom)</b>			
Apply when new leaves are expanding and blossom buds are visible.			
<b>Pest/Problem</b>	<b>Material</b>	<b>Rate/Acre</b>	<b>Comments</b>
Leaf spot, Leaf scorch, Leaf blight, Powdery mildew, Anthracnose	Captan 50WP <i>or</i>	6 lb	The re-entry interval for Captan on strawberry is 24 hours. Always read the label. Captan has good activity against anthracnose and most leaf diseases, but will not control powdery mildew. Captan is also available as 80WDG and Captec 4L.
	Thiram 65WP <i>or</i>	5 lb	Thiram will not control powdery mildew.
	Rally 40WSP <i>or</i>	2.5-5 oz	The name for Nova has been changed to Rally. Highly effective for control of powdery mildew and leaf blight. Will not control anthracnose.
	Orbit 3.6L <i>or</i>	4 fl oz	
	Procure 50WS <i>or</i>	4-8 oz	Procure is highly effective for control of powdery mildew only.
	Mettle <i>or</i>	3-5 fl oz	Will not control anthracnose.
	Cabrio 20EG <i>or</i>	14 oz	Cabrio, Pristine, and Abound are registered for control of leaf spot, powdery mildew and anthracnose.
	Pristine 38WG <i>or</i>	18.5-23 oz	
	Abound 2.08F <i>or</i>	6.2-15.4 fl oz	
	Quadris Top <i>or</i>	12-14 fl oz	
	Quintec 2.08F <i>or</i>	4-6 fl oz	Quintec and Torino will control powdery mildew only and must be used in a protectant program.
Torino	3.4 fl oz		
Red stele			See comments on page 55.
Strawberry clipper (bud weevil)	Watch for clipper when flower buds start coming out of the crown and when temperatures approach 65°F. Treat if the number of clipped buds per meter of row is 3 or more primary buds or 30 or more secondary or tertiary buds. Infestations begin at field edge so border spray is often sufficient.		
	Brigade WSB (10WP)	6.4-32 oz	
	Danitol 2.4EC	16-21.3 fl oz	
	Lorsban 4EC	2 pt	
	Lorsban 75WG	1.33 lb	
	Sevin XLR Plus (4F)	1-2 qt	
Eastern flower thrips	Entrust 2SC	4-6 fl oz	Not for use against this pest in Indiana.
	Entrust 80WP	1.25-1.5 oz	Sample when first blossom buds begin to open. Threshold is 2-10 thrips per blossom. Treat before widespread bloom draws pollinators. Endosulfan, Lorsban, Danitol, and Brigade are not labeled specifically for thrips control in strawberries but have been effective in field use at rates listed for clipper or spittlebug and tarnished plant bug.
	Radiant 1SC	6-10 fl oz	
Spittlebug, Tarnished plant bug (adults)	If a problem, apply when buds first become visible, and make a second application just before the first bloom opens.		
	Admire Pro (4.6F)	1.3 fl oz	Foliar spray for spittlebug.
	Assail 30SG	1.9-6.9 oz	Low rate for spittlebug only.
	Brigade WSB (10WP)	6.4-32 oz	
	Danitol 2.4EC	10.67 fl oz	
	Endosulfan 3EC	2.6 pt	Not for use on annual strawberries (plasticulture).
	Rimon 0.83EC	9-12 fl oz	Only to control spittlebug nymphs.
	Sevin XLR Plus (4F)	1.5-2 qt	Other formulations may be available.
Thionex 50WP	2 lb	Not for use on annual strawberries (plasticulture).	



Pest/Problem	Material	Rate/Acre	Comments
Spider mites	Acramite 50WS	0.75-1.0 lb	
	Agri-mek 0.15EC	16 fl oz	
	Danitol 2.4EC	16-21.3 fl oz	
	Dicofol 4E	2 pts	
	Kanemite 15SC	21-31 fl oz	
	Oberon 2SC	12-16 fl oz	
	Portal 0.4EC	2 pt	
	Savey 50DF	6 oz	Savey kills eggs and young nymphs, not adults.
	Zeal 72WP	2-3 oz	Zeal is primarily an ovicide/larvicide and, if needed, should be used early in the season.

## Early Bloom through Bloom

Apply from 5-10% bloom until flowers have finished blooming.

Pest/Problem	Material	Rate/Acre	Comments	
Botrytis blossom blight and fruit rot	<b>NOTE:</b> The most critical period for control of Botrytis fruit rot with fungicides is during bloom.			
	Topsin M 70WSB <i>or</i>	1 lb	Never use Switch, Elevate, or Topsin M alone for seasonlong control of Botrytis because of the potential for pathogen strains to develop resistance. Switch provides excellent control of Botrytis fruit rot (gray mold) and has been reported to have good activity against anthracnose fruit rot.	
	Elevate 50WG <i>or</i>	1.5 lb		
	Switch 62.5WG <i>or</i>	11-14 oz		
		Scala 5SC <i>or</i>	18 fl oz	
		Fontelis	16-24 fl oz	The Fontelis label states: For use on strawberry (except Clancy, Jewel, and L'Amour varieties). <b>Note:</b> Foliar reddening may occur if applied to some matted row varieties such as Clancy, Jewel, and L'Amour under certain environmental conditions. Discontinue applications if signs of crop injury appear. Not all varieties have been tested.
		<b>plus</b>		
		Captan 50WP <i>or</i>	4 lb	
		Thiram 65WP	4 lb	
		<b>OR</b>		
		Captan 50WP <i>or</i>	6 lb	
		Thiram 65WP <i>or</i>	5 lb	
		CaptEstate 68WG <i>or</i>	3.5-5.25 lb	CaptEstate is a combination of Captan plus Elevate. At the high rate of CaptEstate, the amount of active ingredient of Captan and Elevate are equal to each product used alone.
	Pristine 38WG	18.5-23 oz		
Powdery mildew, Leaf spot, Leaf blight, Leaf scorch	Rally 40WSP <i>or</i>	2.5-5 oz	Very effective for control of powdery mildew and Phomopsis leaf blight. Leaf spot is also listed on the label. Not effective for control of Botrytis fruit rot (gray mold).	
	Orbit 3.6L <i>or</i>	4 fl oz		
	Procure 50WS <i>or</i>	4-8 oz	Procure controls powdery mildew only.	
	Mettle <i>or</i>	3-5 fl oz	Will not control anthracnose.	
	Abound 2.08F <i>or</i>	6.2-15.4 fl oz	Abound is registered for control of powdery mildew and anthracnose.	
	Cabrio 20EG <i>or</i>	14 oz	Cabrio is registered for control of leaf spot, powdery mildew, and anthracnose.	
	Pristine 38WG <i>or</i>	18.5-23 oz		
	Quadris Top <i>or</i>	12-14 fl oz		
	Quintec 2.08F <i>or</i>	4-6 fl oz	Quintec and Torino will control powdery mildew only and must be used in a protectant program.	
	Torino	3.4 fl oz		



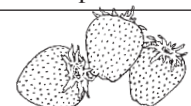
Pest/Problem	Material	Rate/Acre	Comments	
Anthracnose	Abound 2.08F <i>or</i>	6.2-15.4 fl oz		
	Cabrio 20EG <i>or</i>	14 oz		
	Pristine 38WG <i>or</i>	18.5-23 oz		
	Switch 62.5WG <i>or</i>	11-14 oz		
	Captan 50WP	6 lb		
	<b>OR</b>			
	Abound 2.08F <i>or</i>	6.2-15.4 fl oz		
	Cabrio 20EG <i>or</i>	14 oz		
	Pristine 38WG <i>or</i>	18.5-23 oz		
	Quadris Top <i>or</i>	12-14 fl oz		
	Switch 62.5WG	11-14 oz		
	<b>plus</b>			
	Captan 50WP	6 lb	Under heavy disease pressure for anthracnose all fungicides should be combined with Captan. The use of Captan close to harvest may result in visible fungicide residues on the fruit and should be avoided.	
Insects	Save the bees! Do not apply insecticides during bloom.			

## Post-bloom to Harvest

Apply every 7-10 days as needed. Be sure to check PHIs. See Tables 8 and 10.

Pest/Problem	Material	Rate/Acre	Comments	
Botrytis fruit rot	Same as early bloom through bloom. See note on visible fungicide residue on fruit.		A good layer of straw mulch will reduce berry contact with soil and lessen fruit rot problems, especially leather rot. The wetter the season, the more necessary it is to maintain a thorough spray program. The use of Captan, Thiram, or CaptEvate close to harvest may result in visible fungicide residues on the fruit. Close to, or during, harvest when visible residues are a concern, use Topsin M, Elevate, Switch, or Pristine alone. This should result in little or no visible residues.	
Anthracnose	Abound 2.08F <i>or</i>	6.2-15.4 fl oz		
	Cabrio 20EG <i>or</i>	14 oz		
	Pristine 38WG <i>or</i>	18.5-23 oz		
	Switch 62.5WG <i>or</i>	11-14 oz		
	Captan 50WP	6 lb		
	<b>OR</b>			
	Abound 2.08F <i>or</i>	6.2-15.4 fl oz		
	Cabrio 20EG <i>or</i>	14 oz		
	Pristine 38WG <i>or</i>	18.5-23 oz		
	Quadris Top <i>or</i>	12-14 fl oz		
	Switch 62.5WG	11-14 oz		
	<b>plus</b>			
	Captan 50WP	6 lb	Under heavy disease pressure for anthracnose all fungicides should be combined with Captan.	

Treatment options continued on next page.



**Strawberry** (continued)  
Post-Bloom to Harvest (continued)

Pest/Problem	Material	Rate/Acre	Comments
Leather rot	Ridomil Gold SL <i>or</i>		
	Phosphorous acid <i>or</i>		See comments on page 55 for rates and timing.
	Abound 2.08F <i>or</i>	6.2-15.4 fl oz	
	Cabrio 20EG <i>or</i>	14 oz	
	Pristine 38WG	18.5-23 oz	
Leaf spot, Leaf blight, Leaf scorch, Powdery mildew	Rally 40WSP <i>or</i>	2.5-5 oz	Very effective for control of powdery mildew and Phomopsis leaf blight. Leaf spot is also listed on the label. Not effective for control of Botrytis fruit rot (gray mold).
	Orbit 3.6L <i>or</i>	4 fl oz	
	Mettle <i>or</i>	3-5 fl oz	Will not control anthracnose.
	Abound 2.08F <i>or</i>	6.2-15.4 fl oz	
	Cabrio 20EG <i>or</i>	14 oz	
	Pristine 38WG <i>or</i>	18.5-23 oz	
	Quadris Top <i>or</i>	12-14 fl oz	
	Quintec 2.08F <i>or</i>	4-6 fl oz	Quintec and Torino will control powdery mildew only and must be used in a protectant program.
	Torino	3.4 fl oz	
Anthracnose fruit rot			See comments on page 55.
Spittlebug, Tarnished plant bug (nymphs)	Make every effort to protect bees by spraying when bees are not active. Follow all harvest restrictions.		
	Admire Pro (4.6F)	1.3 fl oz	Foliar spray for spittlebug.
	Assail 30SG	1.9-6.9 oz	Low rate for spittlebug only.
	Brigade WSB (10WP)	6.4-32 oz	
	Danitol 2.4EC	10.67 fl oz	
	Endosulfan 3EC	2.6 pt	Not for use on annual strawberries (plasticulture).
	Rimon 0.83EC	9-12 fl oz	
	Sevin XLR Plus (4F)	1.5-2 qt	Other formulations may be available.
	Thionex 50WP	2 lb	Not for use on annual strawberries (plasticulture).
Leafrollers and other caterpillars	Belt 4EC	2-2.4 fl oz	
	Brigade 10WP (WSB)	6.4-32 oz	
	Bt ( <i>Bacillus thuringiensis</i> )		See Table 11 on page 62 for a list of products that contain <i>Bacillus thuringiensis</i> ; see individual product labels for rates and application details.
	Coragen 1.67SC	3.5-5 fl oz	
	Entrust 2SC	4-6 fl oz	
	Entrust 80WP	1.25-1.5 oz	
	Radiant 1SC	6-10 oz	
	Rimon 0.83EC	9-12 fl oz	
	Synapse 24WG	3-5 oz	
Strawberry sap beetle	As an alternative to insecticides, to control sap beetle during harvest, use bait buckets containing over-ripe fruit placed in field between berry patch and wooded area.		
	Assail 30SG	4-6.9 oz	
	Brigade WSB (10WP)	6.4-32 oz	Brigade has a 0-day pre-harvest interval.
	Danitol 2.4EC	16-21.3 fl oz	Danitol has a 2-day pre-harvest interval.
	Rimon 0.83EC	12 fl oz	Apply when adults appear and prior to egg hatch.
Drosophila (also known as fruit flies and vinegar flies), including spotted wing Drosophila	Brigade WSB (10WP)	5.3-16 oz	See Special Insect Pest Problems on page 63.
	Danitol 2.4EC	10.7-21.3 fl oz	
	Entrust 80WP	1.25-2 oz	
	Malathion 8F	2.5 pt	
	Radiant 1SC	6-10 fl. oz	



Pest/Problem	Material	Rate/Acre	Comments
Slugs	Broadcast baits before berries form, or apply to soil surface in band between rows after berries form. Best if applied in the evening after rain or irrigation.		
	Deadline MP's (4% bait)	10-40 lb	
	Sluggo	24-44 lb	
Crickets	Sevin 5 Bait	40 lb	Bait has a 7-day PHI.
Strawberry rootworm (adult beetles)	Insecticides used for control of other strawberry pests are likely to control this pest as well. This pest builds up in perennially grown strawberries, not those replanted yearly and grown on plastic mulch.		

## Harvest

Apply during fruit harvest season.

Pest/Problem	Material	Rate/Acre	Comments
Botrytis fruit rot	If wet weather persists and fungicide is required for control of Botrytis fruit rot, these fungicides should be effective. <b>NOTE:</b> If Botrytis is controlled effectively during bloom, the need for additional fungicide applications during harvest is greatly reduced or eliminated. Due to the relatively high application rates, the use of Captan and Thiram immediately prior to or during harvest may result in unsightly residues on fruit. Thus, their use at this time is discouraged. In addition, other use restrictions apply. Always read the label.		
	Topsin M 70WSB <i>or</i>	0.75-1 lb	Topsin M has a 1-day PHI.
	Elevate 50WG <i>or</i>	1.5 lb	Elevate has a 0-day PHI.
	Switch 62.5WG <i>or</i>	11-14 oz	Switch has a 0-day PHI.
	Pristine 38WG <i>or</i>	18.5-23 oz	
	Scala 5SC <i>or</i>	18 fl oz	
	Fontelis	16-24 fl oz	The Fontelis label states: For use on strawberry (except Clancy, Jewel, and L'Amour varieties). Note: Foliar reddening may occur if applied to some matted row varieties such as Clancy, Jewel, and L'Amour under certain environmental conditions. Discontinue applications if signs of crop injury appear. Not all varieties have been tested.
	<b>OR</b>		
	Topsin M 70WSB <i>or</i>	0.75-1 lb	Topsin M, Elevate, or Switch should not be used alone in repeated sprays due to the potential for fungicide resistance development.
	Elevate 50WG <i>or</i>	1.5 lb	
	Switch 62.5WG <i>or</i>	11-14 oz	
	Pristine 38WG <i>or</i>	18.5-23 oz	
	Scala 5SC	18 fl oz	
<b>plus</b>			
Captan 50WP	2-4 lb	The addition of Captan should result in a higher level of disease control; however, Captan used at higher rates and closer to harvest may leave visible residues on fruit.	



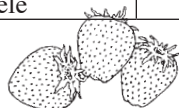


Pest/Problem	Material	Rate/Acre	Comments
Anthracnose	About 2.08F <i>or</i>	6.2-15.4 fl oz	
	Cabrio 20EG <i>or</i>	14 oz	
	Pristine 38WG <i>or</i>	18.5-23 oz	
	Quadris Top <i>or</i>	12-14 fl oz	
	Switch 62.5WG <i>or</i>	11-14 oz	
	Captan 50WP	6 lb	
	<b>OR</b>		
	About 2.08F <i>or</i>	6.2-15.4 fl oz	
	Cabrio 20EG <i>or</i>	14 oz	
	Pristine 38WG <i>or</i>	18.5-23 oz	
	Quadris Top <i>or</i>	12-14 fl oz	
	Switch 62.5WG	11-14 oz	
	<b>plus</b>		
	Captan 50WP	6 lb	The addition of Captan should result in a higher level of disease control; however, Captan used at higher rates and closer to harvest may leave visible residues on fruit.
Leather rot			See comments on page 55.

## Post Harvest and New Plantings

Apply every 10-14 days as needed.

Pest/Problem	Material	Rate/Acre	Comments
Leaf spot, Leaf scorch, Leaf blight	It is important to maintain good functional foliage on the plants until late fall. Especially during wet seasons, leaf diseases can increase, resulting in weak plants and increased primary inoculum for the next season. Extra fungicide sprays after harvest may be required.		
	Captan 50WP <i>or</i>	6 lb	
	Thiram 65WP <i>or</i>	5 lb	
	Topsin M 70WSB	0.75-1 lb	
Leaf blight, Leaf spot, Leaf scorch, Powdery mildew	Rally 40WSP <i>or</i>	2.5-5 oz	Very effective for control of powdery mildew and Phomopsis leaf blight. Leaf spot is also listed on the label.
	Orbit 3.6L <i>or</i>	4 fl oz	
	Mettle <i>or</i>	3-5 fl oz	Will not control anthracnose.
	Pristine 38WG <i>or</i>	18.5-23 oz	
	Quadris Top <i>or</i>	12-14 fl oz	
	About 2.08F <i>or</i>	6.2-15.4 fl oz	
	Cabrio 20EG <i>or</i>	14 oz	
	Quintec 2.08F <i>or</i>	4-6 fl oz	Quintec and Torino will control powdery mildew only and must be used in a protectant program.
Torino	3.4 fl oz		
White grubs	Admire Pro	7-10.5 fl oz	Admire and Platinum are for post-harvest soil application on perennial strawberries during renovation.
	Platinum 2SC	5-12 oz	
Insects in new plantings, including strawberry root weevils			See comments on page 55.
Leather rot, Red stele			See comments on page 55.



## Special Comments on the Strawberry Schedule

### ***Leather Rot and Red Stele Control***

Ridomil is labeled for control of red stele (caused by *Phytophthora fragariae*) and leather rot (caused by *Phytophthora cactorum*). The label for perennial strawberries reads: Established Plantings: Apply Ridomil Gold SL at 1 pt per treated acre. Make the first application in the spring after the ground thaws and before first bloom. Make a second application after harvest in the fall. For supplemental control of leather rot, an application may be made during the growing season at fruit set.”

**Phosphorous acid fungicides:** Several phosphorous acid fungicides are labeled for control of red stele and leather rot on strawberries. They all have essentially the same active ingredient. These products include Agri-Fos, Aliette, Legion, ProPhyt, Phostrol, Rampart, and Topaz. There are several other phosphite fungicides on the market and new ones continue to be introduced. These materials are highly systemic and are applied as foliar sprays for leather rot control. Research at Ohio State University has shown that phosphorous acid materials are highly effective for control of leather rot when applied in a protectant program on a 7-day interval. In addition, Agri-Fos provided up to 36 hours of curative activity against leather rot in laboratory and field trials. Recommendations for use and prices vary among products. Compare prices and read the product labels for rates and use recommendations.

Abound, Cabrio, and Pristine are all effective for control of leather rot when applied in a protectant program.

### ***Anthracnose Fruit Rot Control***

Anthracnose can be a severe disease attacking both green and ripe (red) strawberry fruit. The disease is favored by high temperatures accompanied by rainfall prior to and during harvest. If anthracnose was a problem in the planting during the previous growing season or is detected in the planting during the current growing season, growers may want to consider an intensified fungicide spray program. Abound 2.08F, Cabrio 20EG, and Pristine 38WG fungicides are registered for control of anthracnose and powdery mildew. All of these fungicides are reported to have good to excellent activity against anthracnose and are the fungicides of choice for anthracnose control. All fungicides are at risk for fungicide resistance development in the fungi that cause powdery mildew and anthracnose. In order to prevent or delay the development of fungicide resistance, none of these fungicides should be applied more than four times per season or in more than two sequential sprays without alternating to a fungicide in a different class of chemistry. Abound, Cabrio, and Pristine are all in the same class of chemistry (strobilurins) and cannot be alternated with each other as a fungicide resistance management strategy. Captan is the old standard material for anthracnose control, but is not as effective as Abound, Cabrio, or Pristine. Switch fungicide is also reported to have some activity against anthracnose. Therefore, Captan or Switch should be alternated with Abound, Cabrio, or Pristine. Under heavy disease pressure, growers should consider using a combination (tank mix) of Abound, Cabrio, or Pristine plus Captan for control of anthracnose fruit rot. These materials must be used in a protectant program. Once the disease is present in the field it is difficult to control with fungicides.

### ***Strawberry Root Weevil or Black Vine Weevil***

The larval stage of these pests damages strawberry roots. Because of the weevils' lack of mobility, infestations do not spread rapidly. Be sure that nursery stock is not infested before planting. Plow under old plantings soon after harvest, and locate new plantings 300 feet away.

Adult weevils can be killed by one or more foliar sprays of Brigade 10WP. Platinum 2SC is labeled for soil application to control root weevil larvae.

### ***Potato Leafhopper***

Strawberry foliage can be damaged by adult potato leafhoppers that feed in the crop for a short time, then leave. Damaged leaves become crinkled and turn yellow to brown at the margins. Damage is often detected after leafhoppers have left the field. If infestations are detected, carbaryl (Sevin) is labeled for control of this pest. Courier can be used for leafhopper control but affects only immatures, not adult leafhoppers. Brigade, Danitol, Diazinon, and Endosulfan do not list leafhoppers on their labels but should also provide control.

### ***Eastern Flower Thrips***

Feeding by eastern flower thrips on blossoms and small berries results in small, seedy fruit that has a rubbery texture and poor color. Inspect the early blossoms on early varieties for the presence of thrips. Although an exact threshold is not known, control is warranted if counts exceed 2 to 10 thrips per blossom. Entrust, SpinTor, and Radiant are labeled specifically for thrips control on strawberries. Endosulfan, Lorsban, Brigade, and Danitol also are likely to work well.



## Cyclamen Mites

Use Portal at 2 pt per acre, 1-day pre-harvest interval, or use Endosulfan (Thionex) one to two days before bloom and again 10 to 14 days later. Apply 4 lb of Thionex 50W or 2.7 qts of Endosulfan 3EC or Thionex 3EC in the first application and 2 lb of 50W or 1.3 qts. 3EC in the second. It is not effective if delayed until midsummer. Do not use endosulfan on annual strawberries (plasticulture)

Another option is Dicofol 4E at 4 pts/A in two to three drenching sprays at 10- to 20-day intervals.

**Table 5. Disease Resistance of Strawberry Cultivars Commonly Grown in the Midwest**

Cultivar	Verticillium wilt	Red stele	Leaf disease <sup>1</sup>	Powdery mildew
<b>Junebearing</b>				
AC Valley Sunset	R	R	R	U
Allstar	T	R	T	T
Annapolis	I	R	S	S
Brunswick	U	R	U	U
Cabot	U	R	T	R
Cavendish	I	R	PR	S
Clancy	U	R	R	R
DarSelect	U	U	T	VS
Daroyal	U	U	U	U
Donna	U	U	U	U
Earliglow	R	R	R	PR
Eros	S	R	VS	S
Galletta	U	U	U	U
Glooscap	S	VS	T	T
Guardian	R	R	R	S
Herriot	R	U	PR	U
Honeoye	S	S	PR	T
Itasca	U	R	R	U
Jewel	S	S	PR	R
Kent	S	S	S	T
L'Amour	U	R	PR	T
Lateglow	R	R	R	U
Mayflower	U	U	U	U
Mesabi	R	R	R	R
Mira	U	R	S	R
Northeaster	R	R	I	S
Ovation	U	R	R	VS
Redchief	PR	R	R	R
Seneca	S	S	U	U
Sonata	U	S	U	PR
Surecrop	R	R	T	R
AC Wendy	S	R	T	MR
Winona	T	R	R	T
<b>Day Neutral</b>				
Albion	R	R	T	R
Tribute	PR	R	T	R
Tristar	R	R	T	R
Seascape	U	R	S	R
San Andreas	T	U	S	R
<b>Plasticulture System</b>				
Camarosa	U	U	S	S
Chandler	U	S	S	S
Sweet Charlie	U	U	U	R

Rating: I=intermediate; PR=partially resistant; R=resistant; S=susceptible; T=tolerant; U=unknown.

<sup>1</sup>Includes leaf spot and leaf scorch.

Caution: Some varieties are more sensitive to Sinbar herbicide than others. If unsure of sensitivity, make a test application to a small area before treating entire area following label directions.



**Table 6. Fungicide Effectiveness for Strawberry Disease Control**

Fungicide	Phomopsis leaf blight	Leaf spot	Powdery mildew	Gray mold	Leather rot	Anthracnose fruit rot
Abound	?	?	+++	++	+++	+++
Aliette	0	0	0	0	+++	0
Cabrio	?	++	+++	++	+++	+++
Captan	++	++	0	++	+	++
CaptEvate	++	++	0	+++	+	++
Elevate	0	0	0	+++	0	0
Fontelis	?	?	+++	+++	0	0
Mettle	+++	++	+++	0	0	0
Orbit	+++	++	+++	0	0	0
Phosphorous acid	0	0	0	0	+++	0
Pristine	?	++	+++	++	+++	+++
Procure	+++	?	+++	0	0	0
Quadris Top	+++	+++	+++	++	+++	+++
Quintec	0	0	+++	0	0	0
Rally	+++	++	+++	0	0	0
Ridomil	0	0	0	0	+++	0
Scala	0	0	0	+++	0	0
Switch	0	0	0	+++	0	++
Topsin M <sup>1</sup>	++	++	+++	+++	0	0
Torino	0	0	+++	0	0	0
Thiram	++	++	0	++	+	+

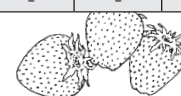
Efficacy rating system: +++=highly effective; ++=moderately effective; +=slightly effective; 0=not effective; ?=activity unknown.

<sup>1</sup>Never apply Topsin M alone. Always apply in combination with an unrelated fungicide such as Captan or Thiram.

**Table 7. Effectiveness of Pesticides for Control of Strawberry Insects and Mites**

CHEMICAL	Clipper	Cyclamen mite	Eastern flower thrips	Leafhoppers	Leafrollers	Root weevils	Rootworms	Slugs	Sap beetles	Spider mites	Spittlebug	Tarnished plant bug	White grubs
Acramite	-	-	-	-	-	-	-	-	-	+++	-	-	-
Admire	-	-	-	++	-	-	-	-	-	-	-	-	+++
Agri-mek	-	-	-	-	-	-	-	-	-	+++	-	-	-
Assail	-	-	-	++	-	-	+	-	++	-	-	++	-
Brigade	+++	-	+++	++	-	-	-	-	+++	+	+++	+++	-
Coragen	-	-	-	-	+++	-	-	-	-	-	-	-	-
Courier	-	-	-	+	-	-	-	-	-	-	-	-	-
Danitol	-	-	+++	++	-	-	-	-	++	+	+++	+++	-
Diazinon	-	-	-	+	++	+	-	-	++	-	++	+	++
Dicofol	-	++	-	-	-	-	-	-	-	+	-	-	-
Dibrom	-	-	-	-	-	-	-	-	++	-	-	-	-
Endosulfan (Thionex)	-	+++	++	+	-	-	-	-	+	-	+++	+++	-
Entrust	-	-	++	-	++	-	-	-	-	-	-	-	-
Intrepid	-	-	-	-	++	-	-	-	-	-	-	-	-
Kanemite	-	-	-	-	-	-	-	-	-	++	-	-	-
Lorsban	+++	-	+++	-	-	-	-	-	-	-	-	-	-
Malathion	-	-	-	-	-	-	-	-	+	-	-	++	-
Metaldehyde	-	-	-	-	-	-	-	++	-	-	-	-	-
Oberon	-	-	-	-	-	-	-	-	-	++	-	-	-
Portal	-	+++	-	+	-	-	-	-	-	+++	-	-	-
Radiant	-	-	++	-	+++	-	-	-	-	-	-	-	-
Rimon	-	-	-	-	+++	-	-	-	+	-	-	-	-
Savey	-	-	-	-	-	-	-	-	-	+++	-	-	-
Sevin	-	-	-	++	+	-	-	-	-	-	++	-	-
Sluggo	-	-	-	-	-	-	-	+++	-	-	-	-	-
Vendex	-	-	-	-	-	-	-	-	-	+	-	-	-
Zeal	-	-	-	-	-	-	-	-	-	+++	-	-	-

Efficacy rating system: +++=Highly effective; ++=moderately effective; +=slightly effective; -= ineffective or not sufficient data.



**Table 8. Fungicide Harvest Restrictions and Restricted-Entry Intervals (REI)**

Trade Name	Common Name	Harvest Restrictions Pre-harvest intervals and limitations (Maximum amount/ acre/season) <sup>a</sup>				REI <sup>b</sup>	FRAC <sup>c</sup> Code
		Grape	Blueberry	Brambles	Strawberry		
Abound	azoxystrobin	14*	0	0	0	12 hr	11
Adament	tebuconazole plus trifloxystrobin	14*	-	-	-	24hr	11 3
Aliette	fosetyl-AL	15*	0*	60	0 (30 lb)	12 hr	33
Basic copper sulfate	copper sulfate	0	-	0	0	24 hr	M
Bayleton	triadimefon	14 (18 oz)	-	-	-	12 hr	3
Cabrio	pyraclostrobin	-	0 (56 oz)	0 (56 oz)	0 (56 oz)	24 hr	11
Captan	captan	0 (24 lb)	0 (70 lb)	3 <sup>d</sup>	0 (48 lb)	See note <sup>e</sup>	M
CaptEvate	captan plus fenhexamid	-	0 (21 lb)	0 (21 lb)	0 (21 lb)	24/72 hr <sup>e</sup>	M 17
Dithane M-45, others	mancozeb	66*	-	-	-	24 hr	M
Elevate	fenhexamid	0*	0	0	0*	12 hr	17
Elite	tebuconazole	14	-	-	-	12 hr	3
Endura	boscalid	14*	-	-	-	12 hr	7
Ferbam	carbamate	7	-	-	-	24 hr	M
Flint	trifloxystrobin	14*	-	-	-	12 hr	11
Fontelis	penthiopyrad	-	-	-	0	12 hr	7
Forum	dimethomorph	28*	-	-	-	12 hr	40
Indar	fenbuconazole	-	30	-	-	12 hr	3
Inspire Super	difenoconazole plus cyprodinil	14*	-	-	-	12 hr	3 9
JMS Stylet Oil	oil	0	-	-	0	12 hr	-
Mettle	tetraconazole	14	-	-	0	12 hr	3
Orbit	propiconazole	-	30	30	0	12 hr	3
Presidio	fluopicolide	21	-	-	-	12 hr	43
Pristine	pyraclostrobin plus boscalid	14*	0*	0*	0*	12 hr <sup>i</sup>	11 7
Procure	triflumizole	7 (32 oz)	-	-	-	24 hr	3
ProPhyt, Phostrol, Agri-Fos, Topaz, Legion, Rampart	phosphorous acid	0	0	0*	0	4 hr	33
Quadris Top	difenoconazole plus azoxystrobin	14*	-	-	0	12 hr	3 11
Quintec	quinoxifen	14*	-	-	1*	12 hr	13
Rally	myclobutanil	14 (1.5 lb)	-	1 (10 oz)	1 (10 oz)	24 hr	3
Ranman	cyazofamid	30*	-	-	-	12 hr	21
Revus	mandipropamid	14	-	-	-	12 hr	40
Revus Top	difenoconazole plus mandipropamid	14*	-	-	-	12 hr	3 40
Ridomil Gold SL	mefenoxam	-	0	45	0	48 hr	4
Ridomil Gold MZ	mefenoxam plus mancozeb	66	-	-	-	48 hr	4 M
Ridomil Gold Copper	mefenoxam plus copper	42	-	-	-	48 hr	4 M
Rovral	iprodione	7*	0*	0*	-	24 hr <sup>f</sup>	2
Scala	pyrimethanil	7	-	-	1	see note <sup>g</sup>	9
Sovran	kresoxim-methyl	14*	-	-	-	12 hr	11
Sulfur	sulfur	0	0	0	0	24 hr	M
Switch	cyprodinil plus fludioxonil	7	0 (56 oz)	0 (56 oz)	0 (56 oz)	12 hr	9 12
Thiram	thiram	-	-	-	3	24 hr	M
Topsin M	thiophanate	14 (4 lb)	-	-	1	see note <sup>h</sup>	1
Torino	cyflufenamid	3*	-	-	0	4 hr	U6

Table continued on next page.



(Table 8 continued)

Trade Name	Common Name	Harvest Restrictions Days before harvest and limitations (Maximum amount/ acre/season) <sup>a</sup>				REI <sup>b</sup>	FRAC <sup>c</sup> Code
		Grape	Blueberry	Brambles	Strawberry		
Vanguard	cyprodinil	7*	-	-	-	12 hr	9
Vivando	metrafenone	14 (42.6 fl oz)	-	-	-	12 hr	U8
Ziram	ziram	10*	*	-	-	48 hr	M

\*Limited number of applications allowed, or other restrictions apply. REFER TO LABEL DIRECTIONS.

- Not registered or recommended for the crop listed.

<sup>a</sup>Amounts shown in parenthesis are the maximum amounts of the fungicide permitted per season.

<sup>b</sup>All fungicides have a Restricted-Entry Interval (REI). The restricted-entry interval is the time immediately after a pesticide application when entry into the treated area is limited. Check labels for REI. Restrictions in REI may prohibit the use of certain pesticides during harvest.

<sup>c</sup>FRAC code represents the mode of action of the fungicide.

<sup>d</sup>See comments on captan formulations and registrations on page 47.

<sup>e</sup>Captan 80WDG has a 3-day REI on grapes, raspberries, blackberries and blueberries. All captan formulations have a 24-hour REI on strawberries. CaptEstate has a 72-hour REI on blueberries and raspberries, and a 24-hour REI on strawberries.

<sup>f</sup>REI for Rovral is 48 hours on grapes.

<sup>g</sup>REI for Scala is 24 hours on grapes, 12 hours on strawberries.

<sup>h</sup>REI for Topsin M is 7 days on grapes.

<sup>i</sup>REI for Pristine is 5 days when conducting cane tying, cane turning, or cane girdling.

### Note on Fungicide Resistance Management

Plant pathogenic fungi have been known to develop resistance to fungicides after repeated exposure. For fungicide resistance management, avoid successive applications of fungicides within the same group or type of chemistry. The Fungicide Resistance Action Committee codes (FRAC codes) listed in Table 8 identify the various fungicide mode of action groups. Rotating to fungicides with a different FRAC code should help avoid development of fungicide resistance in pathogenic fungi.

**Strobilurin Fungicides include:** azoxystrobin (Abound); pyraclostrobin (Cabrio, Pristine); trifloxystrobin (Flint); and kresoxim-methyl (Sovran).

**Sterol Inhibiting Fungicides include:** triadimefon (Bayleton); tebuconazole (Elite); myclobutanil (Rally); triflumizole (Procure); fenarimol (Vintage); tetraconazole (Mettle); and difenoconazole (Inspire Super).

**Benzimidazole Fungicides include:** thiophanate-methyl (Topsin M, T methyl).

The following fungicides are also at risk for resistance development: fenhexamide (Elevate); boscalid (Endura); metalaxyl (Ridomil); iprodione (Rovral); cyprodinil (Vanguard, Switch); and pyrimethanil (Scala).

The following materials are broad spectrum protectant fungicides and are not considered to be at risk for resistance development: captan (Captan); mancozeb (Dithane, Manzate, Penncozeb); carbamate (Ferbam); thiram (Thiram); ziram (Ziram); fixed copper (several trade names); and sulfur.

**Table 9. Generic Fungicides**

Common Name	Original Trade Name (Manufacturer)	Other Trade Names (Manufacturer)
propiconazole	Orbit 41.8L (Syngenta)	Propimax 41.8L (Dow AgriSciences) Bumper 41.8L (Makhteshim)
chlorothalonil	Bravo Weather Stick (Zeneca)	Equus DF (Makhteshim) Chlorothalonil 720 (Arysta Life Science)
thiophanate methyl	Topsin-M 70WDG (United Phosphorous Inc.)	Thiophanate Methyl 85WSB (Makhteshim) T-Methyl EAG 70WSB (Nufarm) T-Methyl 70W WSB (Arysta Life Science)
iprodione	Rovral 4F (Bayer)	Iprodione 4L AG (Arysta Life Science) Meteor 4L (United Phosphorus Inc.) Nevado 4F (Makhteshim)
metalaxyl	Ridomil 2E (Syngenta)	Metastar 2E (Arysta Life Science)
myclobutanil	Rally 40WSP (Dow AgriSciences)	Sonoma 40WSP (Albaugh)
tebaconazole	Elite 45DF (Bayer)	Orius 3.6F (Makhteshim) Orius 45DF (Makhteshim) Tebuzol 45DF (United Phosphorous Inc.) TebuStar 3.6 L (Albaugh) TebuStar 45WSP (Albaugh)
fosetyl-Al	Aliette 80WDG (Bayer)	Legion 80WDG (Makhteshim)

**Table 10. Insecticide and Miticide Harvest Restrictions and Restricted-Entry Intervals**

Consult product label for complete restrictions and limitations.

Trade Name	Common Name	Harvest Restrictions Pre-harvest intervals and limitations (Maximum amount/acre/season)				REI <sup>a</sup>	IRAC <sup>b</sup> Code
		Grape	Blueberry	Brambles	Strawberry		
Acramite	bifenazate	14	-	1	1	12hr/5days	UN
Actara	thiamethoxam	5	3	3	3	12 hr	4A
Admire Pro	imidacloprid	0/30*	3/7*	3/7*	7/14*	12 hr	4A
AgriFlex	abamectin+ thiamethoxam	28	-	-	-	4 days	6+4A
Agri-mek (RUP)	abamectin	28	-	-	3	12 hr	6
Altacor	chlorantraniliprole	14	1	3	-	4 hr	28
Apollo	clofentezine	21	-	-	-	12 hr	10A
Applaud	buprofezin	7	-	-	-	12 hr	16
Asana (RUP)	esfenvalerate	-	14	7	-	12 hr	3
Assail	acetamiprid	7	1	1	1	12 hr	4A
Athena	bifenthrin + avermectin	30	-	-	3	12 hr	3+6
Avaunt	indoxacarb	7	7	-	-	12 hr	22
Baythroid (RUP)	cyfluthrin	3	-	-	-	12 hr	3
Belay	clothianidin	0/30*	-	-	-	12 hr	4A
Belt	flubendiamide	7	-	-	-	12 hr	28
Brigade (RUP)	bifenthrin	30	1	3	0	12 hr	3
Brigadier (RUP)	bifenthrin + imidacloprid	30	-	-	7	12 hr	3 4A
Capture (RUP)	bifenthrin	30	-	3	-	12 hr	3
Confirm	tebufenozide	-	14	14	-	4 hr	18
Coragen	chlorantraniliprole	-	-	-	1	4 hr	28
Courier	buprofezin	-	-	-	3	12 hr	16
Danitol (RUP)	fenpropathrin	-	3	3	2	24 hr	3
Deadline	metaldehyde	0	0	0	0	12 hr	-
Delegate	spinetoram	7	3	1	-	12hr	5
Diazinon (RUP)	diazinon	28	7	-	5*	24 hr	1B
Dibrom (RUP)	naled	10	-	-	1	48/72 hr	1B
Dicofol	dicofol	7	-	-	2/3	31/39 days	UN
DiPel <sup>c</sup> (OMRI)	<i>B. thuringiensis</i> <sup>c</sup>	0	0	0	0	4 hr	11
Endosulfan	endosulfan	-	*	-	4*	24/48 hr	2A
Entrust (OMRI)	spinosad	7	3	1	1	4 hr	5
Envidor	spirodiclofen	14	-	-	-	12 hr	23
Esteem	pyriproxyfen	-	7	-	-	12 hr	7C
Evergreen	pyrethrins plus piperonyl butoxide	0	0	0	0	12 hr	3
Gladiator	zeta-cypermethrin+ avermectin B1	28	-	-	-	4 days	3+6
Hero (RUP)	zeta-cypermethrin plus bifenthrin	30	1	3	-	12 hr	3 3
Imidan	phosmet	7/14	3	-	-	24 hr/14 days	1B
Intrepid	methoxyfenozide	30	7	-	3	4 hr	18
Kanemite	acequinocyl	7	-	-	1	12 hr	20B
Knack	pyriproxyfen	21	7	7	-	12 hr	7C
Lannate* (RUP)	methomyl	-	3	-	-	48 hr/7 days*	1A
Leverage (RUP)	cyfluthrin + imidacloprid	3	-	-	-	12 hr	3 4A

(Table 10 continued)

Trade Name	Common Name	Harvest Restrictions Days before harvest and limitations				REI <sup>a</sup>	IRAC <sup>b</sup> Code
		Grape	Blueberry	Brambles	Strawberry		
Lorsban (some RUP)	chlorpyrifos	35*	-	-	21*	24 hr	1B
Malathion	malathion	3*	1*	1	3	12/24 hr	1B
Movento	spirotetramat	7	-	-	-	24 hr	23
Mustang Max (RUP)	zeta-cypermethrin	1	1	1	-	12 hr	3
Mycotrol	<i>Beauveria</i>	0	0	0	0	4 hr	-
Neemix, Aza-Direct (OMRI)	azadirachtin	0	0	0	0	4/12 hr	UN
Nexter	pyridaben	7	-	-	-	12 hr	21A
Oberon	spiromesifen	-	-	-	3	12 hr	23
Onager	hexythiazox	7	-	-	-	12 hr	10A
Platinum	thiamethoxam	60	75	-	50	12 hr	4A
Portal	fenpyroximate	14	-	-	1	12 hr	21
Pyganic (OMRI)	pyrethrins	0	0	0	0	12 hr	3
Radiant	spinetoram	-	-	-	1	4 hr	5
Renounce (RUP)	cyfluthrin	3	-	-	-	12 hr	3
Rimon	novaluron	-	8	-	1	12 hr	15
Savey	hexythiazox	-	-	3	3	12 hr	10A
Sevin	carbaryl	7	7	7	7	12 hr	1A
Sluggo (OMRI)	iron phosphate	0	0	0	0	0 hr	-
Surround	kaolin	0	0	0	0	4 hr	-
Synapse	flubendiamide	-	-	-	1	12 hr	28
Tourismo	flubendiamide + buprofezin	7	-	-	-	12 hr	28 16
Triple Crown	zeta-cypermethrin, bifenthrin, +imidacloprid	30	3	3	-	12 hr	3+4A
Vendex (RUP)	fenbutatin-oxide (hexakis)	28*	-	-	1*	48 hr	12B
Venom, Scorpion	dinotefuran	1/28	-	-	-	12 hr	4A
Voliam Flexi	chlorantraniliprole + thiamethoxam	14	-	-	3	12 hr	28 4A
Zeal	etoxazole	14	-	0	1	12 hr	10B

- Not registered or recommended for the crop.

\*Harvest restrictions, use limitations or restricted entry intervals vary by crop, crop use, rate, or formulation. See product label for details. RUP=Restricted Use Pesticide. A license is required to purchase and apply. Record keeping is mandatory. Check with your state regulatory agency for details.

<sup>a</sup>All insecticides have a Restricted-Entry Interval (REI). The restricted-entry interval is the time immediately after a pesticide application when entry into the treated area is limited. Check labels for REI and Personal Protection Equipment (PPE) required for early re-entry. Restrictions in REI may prohibit the use of certain pesticides during harvest.

<sup>b</sup>IRAC code represents the mode of action of the insecticide.

<sup>c</sup>Products that contain *Bacillus thuringiensis* for the control of caterpillars include Agree, Biobit, CryMax, DiPel, Javelin, Lepinox, and XenTari.

### Note on Insecticide Resistance Management

Insects have been known to develop resistance to insecticides after repeated exposure. For insecticide resistance management, avoid successive applications of insecticides within the same group or type of chemistry. The Insecticide Resistance Action Committee codes (IRAC codes) listed in Table 10 identify the various insecticide mode of action groups. Rotating to insecticides with a different IRAC code should help avoid development of insecticide resistance.

**Table 11. Generic Small Fruit Insecticides**

Active Ingredient	Original Product and Formulation (Manufacturer)	Generics and formulation (Manufacturer)
abamectin	Agri-Mek 0.15 EC (Syngenta)	Abba 0.15 EC (Makhteshim) Abba Ultra 0.3 EC (Makhteshim) AgriMek 0.7 EC (Syngenta) Epi-Mek 0.15 EC (Syngenta) Nufarm Abamectin 0.15 EC (Nufarm) Reaper 0.15 EC (Loveland) Reaper Advance 0.15 EC (Loveland) Temprano 0.15 EC (Chemtura) Tide Timectin 0.15EC (Tide Intl.) Zoro 0.15 EC (Cheminova)
<i>Bacillus thuringiensis</i>	Dipel (Abbott/ Advan)	Agree (Advan) Biobit (Valent) CoStar (Advan) CryMax (Advan) Deliver (Advan) Jackpot (Advan) Javelin (Advan) Lepinox (Advan) Xentari (Valent)
bifenthrin	Brigade 2 EC, Capture 2 EC (FMC)	Bifen 2 AG Gold (Direct AG Source) Bifenture 2 EC (United Phosphorous) Discipline 2 EC (Amvac) Fanfare 2 EC (Makhteshim) Sniper 2 EC, ES (Loveland) Tailgunner 2 EC (Makhteshim) Tundra 2 EC (Winfield)
carbaryl	Sevin 4L, 80 S, SL, XLR (Bayer)	Carbaryl 4 L (Drexel, Loveland) Prokoz Sevin SL (Prokoz)
chlorpyrifos	Lorsban 4 E, 15 G, 75 WDG, Advanced 3.76 E (Dow AgroSciences)	Chlorpyrifos 4 E (Makhteshim, Drexel) Govern 4 E (Tenkos) Hatchet 4 E (Dow AgroSciences) Nufos 4 E (Cheminova) Saurus 15 G (Helena) Vulcan 3.76 E (Makhteshim) Warhawk 4 E (Loveland) Whirlwind 4 E (Helena) Yuma 4 E (Winfeild)
cyfluthrin	Baythroid XL 1 EC (Bayer) Renounce 20 WP (Bayer)	Tombstone 2 E (Loveland) Tombstone Helios 2 E (Loveland)
esfenvalerate	Asana XL 0.66 EC (Dupont)	S-FenvaloStar 0.66 EC (LG Life Sciences)
imidacloprid	Admire 2 F (no longer made) Admire Pro 4.6 F (Bayer) Provado 1.6 F (Bayer)	Advise 2 FL (Winfield) Mana Alias 2 F, 4 F (Makhteshim) Amtide Imidacloprid 2 F (AmTide) Couraze 2 F, 4 F (Cheminova) Macho 2 FL, 4 F (Albaugh) Malice 75 WSP (Loveland) Midash 2 SC (Sharda USA) Montana 2 F, 4 F (Rotam NA) NuPrid 2 F, 2 SC, 4 F Max, 4.6 F, (Nufarm) Pasada 1.6 F (Makhteshim) Prey 1.6 F (Loveland) Sherpa 1.6 F (Loveland) Widow 2 F (Loveland) Wrangler 4 F (Loveland)
pyriproxyfen	Esteem 35 WP (Valent) Knack 0.83 EC (Valent)	Pitch 0.83 EC (Makhteshim)
zeta-cypermethrin	Mustang Max 1.5 EW (FMC)	Respect 0.8 EC (BASF)

## **Special Insect Pest Problems**

### ***Brown Marmorated Stink Bug***

The brown marmorated stink bug (BMSB) has an extremely wide host range and is a pest of all small fruit crops including grapes, blueberries, raspberries, and blackberries. BMSBs are attracted to these plantings throughout much of the growing season while fruit are present. The injury caused by BMSB piercing sucking mouthparts may appear as sunken areas on the fruit. BMSB that are hidden in grape clusters at harvest may cause a stink bug taint in the juice. While insecticide recommendations vary according to availability on different crops, Actara, Venom, Brigade, Danitol, and Lannate have shown good efficacy in trials; however, multiple applications may be needed with reinfestation.

### ***Spotted Wing Drosophila***

Spotted Wing Drosophila (SWD) is a very serious new invasive pest that attacks small fruit crops, some stone fruits (cherry, nectarine, peach), high tunnel tomatoes, and wild hosts (including pokeweed, autumn olive, crabapple, nightshade, Amur honeysuckle, and wild grape). What makes SWD different from other fruit flies is that the female has a stout, toothed ovipositor (egg layer) that enables her to lay eggs under the skin of ripening fruits that are otherwise healthy and sound. Generally, soft-skinned fruit become vulnerable to attack as they begin to soften and turn color during ripening, which is usually in the final seven to 10 days before harvest. The larvae tunnel and feed under the skin of the fruit and can reach 4 millimeters long. There is often a sunken area at the site where the eggs are laid, and damaged fruit may appear to collapse from the internal damage and rots. SWD is able to complete its life cycle in just more than a week when temperatures are optimal, and there may be 10 or more generations per year. Growers need to monitor plantings for SWD in the final weeks before harvest. Traps for monitoring and detecting SWD are available. More information about SWD is available from Michigan State University: [www.ipm.msu.edu/swd.htm](http://www.ipm.msu.edu/swd.htm).

### ***Wasps in Fruit Plantings***

Almost anywhere fruit is produced, wasps can become a nuisance, or in some cases, a severe pest. Primarily, they are pests more because they sting than because they damage much fruit. Unfortunately, very little help for controlling wasps is available to the grower.

Wasps are generally attracted to the juice and soft fruit. By far, the best key to prevention, or at least to reducing problems with wasps, is sanitation. Regular and thorough picking of all ripe fruit and fruit debris will aid in solving this problem. In addition, any item brought in by pickers that has food value (e.g., soft drinks, lunches, etc.) should be removed.

### ***Periodical Cicadas***

Periodical cicadas are orange to black, about 1 1/2 inches long, with black transparent wings, and appear from May to July. Annual or dog-day cicadas are larger, green to black, and appear each year from July to September. Ordinarily, annual cicadas do not cause much damage. Cicada males announce their presence to the voiceless females by making a continuous, high-pitched shrill sound. Vibrating membranes on the underside of the first abdominal segment produce the sound.

The total life cycle of the periodical cicada takes either 13 or 17 years. Otherwise, the two types have similar habits. The adult females lay eggs in rows in pockets that they cut in small branches and twigs of trees with their long, knife-like egg layer. Each female will make five to 20 of these pockets, laying 24 to 28 eggs in two rows in each pocket. The eggs hatch in six or seven weeks; the newly hatched nymphs fall to the ground and burrow until they find suitable roots, usually 1 1/2 to 2 feet beneath the soil. With their sucking mouth parts, they immediately begin to suck juices from the roots.

During the spring of the 13th or 17th year, depending on which brood is involved, the cicadas burrow upward until they are about 1 inch below the soil surface. When the proper night comes, they leave the ground in large numbers and head for the nearest upright object, preferably a tree. The nymph attaches itself firmly to this object. By splitting its skin down the middle of the back, it emerges as a winged adult. At first, the adults are soft and white, but they become harder and darker as the tissues dry. Mating takes place within a few weeks, and eggs are laid for the next brood.

There are 17 broods of the 17-year race (I-XVII) and 13 broods (XVIII-XXX) of the 13-year race. Each year, somewhere in the United States, at least one of these broods emerges. But any one brood will emerge only once every 13 or 17 years. Contact your Extension office for information on broods and emergence in your area.

Females prefer oak, hickory, apple, peach, and pear trees and grape vines for laying eggs. Damage occurs when the females make slits in branches and twigs in which to deposit the eggs. These small twigs and branches turn



brown and die, sometimes breaking off. The damage may be severe in newly planted orchards or on new plants of shade trees or shrubs. Heavy populations of nymphs in the soil may also affect the growth and vigor of certain trees.

You can prevent egg-laying damage by cicadas on young fruit and ornamental trees by covering the tree with a protective netting such as cheesecloth. Cover the tree, and tie the netting to the trunk below the lower branches. Remove the covering when egg-laying is over. If netting is not an option, you may apply insecticides when egg-laying begins and repeat seven to 10 days later. Sevin is labeled for control of these insects.

### ***Tree Crickets***

Tree crickets are pests of caneberries, grapes, and blueberries. The important damage is caused by egg-laying in the canes or beneath the bark; nymphs and adults may also feed on foliage and ripening fruit. Egg-laying punctures weaken the plant. These pests are controlled by pruning and destroying damaged canes, or by spraying with carbaryl (Sevin).

### ***Japanese Beetles***

The Japanese beetle is an imported pest well known for its voracious appetite, extremely wide host range, and seemingly endless reproductive potential.

The life cycle of this insect is relatively simple. Beetles emerge from the ground in late spring, mate, lay eggs in grassy areas, and eat through midsummer. The eggs hatch into white grubs in mid- to late-summer. During the winter, the grubs burrow to below the frost line. The following spring, mature grubs burrow back to the surface, pupate, and emerge as adults.

These insects are not hard to kill, but control is often difficult because beetles continue to invade plantings for extended periods. Often, adults will be so plentiful that they fall in piles after a spray.

Expect to use as many as two to four additional insecticide applications the first two to three years your planting is attacked. In later years, after local predators and parasites have recognized the Japanese beetle as a food source, populations will decline. Of course, it is possible that this insect will never get to your area, or if it does get there it may not do well. However, if it does, you had best learn how to manage these insects because you will not kill all of them!

## **Chemical Weed Control in Small Fruit Crops**

Controlling weeds in small fruit plantings is extremely important. While weeds can be controlled manually, herbicides are very useful and substantially reduce labor costs. When herbicides are used properly to control weeds, plant growth may be superior, and control over insects and diseases is improved. With the continued loss of herbicide registrations for the minor crops, which includes all small fruits, closer management of the planting must be maintained. Greater care with herbicide use and cultural procedures will be required.

### ***Proper Application***

To be effective, herbicides must be selected properly for the weeds they are to control; they must be applied at the proper time, at the proper rate, and with the proper equipment. The degree of weed control depends largely on the skill of the operator.

In most cases, herbicide rates given are for overall coverage (broadcast rates). For **band treatment**, common in small fruit plantings, reduce the amounts according to the portion of area treated. For example, if a grower wants to control weeds in a 4-foot wide band beneath a crop planted in rows 10 feet apart, the rate of herbicide needed per acre of crop will be 4/10 of the broadcast rate per acre.

Herbicides can injure fruit plants if used improperly. Therefore, sprayer adjustment and calibration should be as precise as possible to assure accurate and uniform applications. Use nozzles appropriate for herbicide application at low pressures (20-40 psi) on a fixed boom-type applicator. This type of sprayer is calibrated easily and, when designed properly, will deposit herbicide uniformly. Consider using one of the recently introduced low-drift nozzles such as the Turbo TeeJet Nozzle or the TurboDrop Nozzle. They have been designed to provide similar performance to traditional flat fan nozzles while reducing the number of very small droplets that are highly subject to drift. It is difficult to achieve a proper application of preemergent herbicides using backpack or hand sprayers.

Calibrate the sprayer carefully, and apply herbicides according to the suggested rates. Note that with many preemergent herbicides, rates should be adjusted according to soil characteristics. Generally, lower rates should be used on sandy soils with low organic matter and higher rates on heavier textured soils and those high in organic matter. With some herbicides, no rate changes are suggested. If you are unsure about an herbicide's effectiveness or possible crop damage, test it on a small portion of the planting before using extensively. Just as with fungicides

and insecticides, continued use of the same herbicide can lead to the development of herbicide-resistant weeds, or the establishment of tolerant weeds. It is recommended that you do not use the same herbicide for more than two consecutive years to avoid resistance problems and improve weed control spectrum.

### ***Site Preparation before Planting***

Most perennial weeds cannot be controlled effectively in the spring before planting or once the crop is planted. Growers should strive to eradicate established perennials during site preparation in the season prior to establishing the crop. Glyphosate (a nonselective systemic herbicide) products such as Roundup, Touchdown, and many other formulations, should be applied in the summer prior to planting when weeds are actively growing. Applying glyphosate just before harvesting winter wheat or rye (this is known as a pre-harvest treatment) is an excellent way to control creeping perennials such as Canada thistle and goldenrods. Treatments applied to stubble can also be highly effective. Fields that are in hay or pasture should be allowed to grow in the spring or fall until the grass is at least 8 inches tall. Ideally, perennial broadleaf weeds should be approximately at the bud to early flowering stage at the time of treatment. Summer and early fall applications of glyphosate may be more effective against perennial broadleaf weeds than spring applications. Allow five to seven days for glyphosate to translocate throughout the root system before plowing under. This should be followed by repeated shallow cultivations as green “flushes” of weed seedlings appear. An alternative is application of paraquat (Gramoxone) for contact nonselective weed control as flushes of weed seedlings appear.

### ***Tank Mixes***

Certain herbicides may be combined in suitable tank-mixes. Consult product labels for approved combinations and recommended rates. Do not use tank mixes that are not listed on the label. By using tank mixes, a preemergence herbicide can be applied together with a postemergence herbicide to provide improved weed control, or two preemergence herbicides may be applied at reduced rates, each to gain better weed control and reduce the risks of crop damage. **Always follow label recommendations.**

### ***Active Ingredient (ai)***

Herbicide labels list the chemical names of the active ingredients and the percentage or amount of the active ingredients as “ai.” Herbicides come in various formulations and under various trade names. For the sake of brevity, only one trade name is listed in this guide. Check if other trade names are available and compare costs per acre. Always read each label carefully as rates and labeled crops may differ between labels with similar active ingredients. Be sure to follow the recommended rates as they are listed on the label of the product you plan to use.

### ***Use Restrictions***

Herbicide use is controlled by federal regulations which prescribe the crops upon which the herbicides can be used and the timing and rates for which these materials are registered. Be sure to use only registered materials at the rates recommended. Herbicides are covered by Worker Protection Standards where they apply. Restricted-entry intervals (REI) and Personal Protective Equipment (PPE) information are included on product labels. *The product label is the final authority. Follow it carefully.*

### ***Good Rules to Remember***

1. Rates recommended in this guide are mid-range rates applicable for medium to fine soils. Always refer to labels for full details on rates depending on soil type and level of organic matter.
2. Application of postemergence herbicides under stress conditions to weeds, such as high temperatures in midsummer, drought, cool temperatures in the spring, etc., will result in loss of weed control.
3. Use a fixed-spray boom, appropriate nozzles, and low pressure for even application without drift.
4. Only spray when there is little or no wind (below 5 mph).
5. Adjust rates according to band width.
6. Follow restrictions of herbicides on new plantings. Allow plants to become well established and soil well settled around plants before application.
7. Use herbicide sprayers for herbicides only.
8. Clean sprayers thoroughly when changing herbicides, especially when 2,4-D, Chateau, or Prowl have been used.
9. Store pesticides in locked storage. Liquid pesticides should not be allowed to freeze.
10. Protect the environment — avoid surface or ground water contamination. Dispose of excess spray material carefully and according to label directions.
- 11. Read the label. Understand it thoroughly. Follow its directions.**

# Herbicide Recommendations for Grape

Weed Problem	Material & Rate/A	Comments and Limitations
<b>Preemergence</b>		
Annual and perennial grasses and broadleaves	Alion (indaziflam 19.05%) (1.67 lb/gal) at 5 fl oz	Only use Alion in established vineyards at least 5 years after planting and on vines that exhibit normal growth and good vigor. Do not use on sandy soil or soils with 20% or more gravel content. Ensure that there is 12 inches of soil barrier between the surface and the major portion of the root system. <b>Age restriction:</b> Do not apply to vines less than 5 years old.
Annual and perennial grasses and broadleaves	Casoron CS (dichlobenil 15.3% ai) at 1.4 to 2.8 gal	Apply from late fall through early spring. Applications should be made prior to weed emergence, or when emerged weeds are less than 2 inches tall. Use only on well established plants. <b>Age restriction:</b> Do not apply to vines less than one year old.
Annual broadleaves and suppression of grasses	Chateau WDG or SW (flumioxazin 51% ai) at 6-12 oz in 10-30 gal of water	Do not apply after bloom unless with a hooded or shielded application. Apply alone preemergence or tank mix with Roundup or Gramoxone postemergence. Do not incorporate. Do not allow drift to contact foliage or green bark. Max. rate is 24 oz per season. Min. 30 days between applications. Chateau also has postemergence activity. PHI=60 days. <b>Age restriction:</b> Do not apply to vines established less than 2 years unless they are trellised at least 3 ft from the ground or are protected by nonporous wraps, grow tubes, or waxed containers.
Annual grasses and broadleaves	Devrinol 2-XT (napropamide 2 lb a.i./gal) at 2 gal per acre (other formulations are available)	Apply from late fall (prior to soil freezing) to early spring (prior to weed emergence). Apply to a weed-free soil surface or tank mix with a suitable postemergent herbicide. May be applied to newly planted and established crops. Do not apply more than 2 gal/A per crop cycle. PHI=70 days.
Most broadleaves	Gallery 75DF (isoxaben 75% ai) at 0.66-1.33 lb in min. 10 gal of water	<b>Non-bearing only:</b> May only be used on crops that will not be harvested within one year of application. Apply in late summer to early fall; or in early spring prior to weed germination or anytime immediately after cultivation. Do not apply to new transplants until soil has settled with no cracks present. Rainfall or irrigation of 0.5 inch is needed within 21 days of application. Not effective on germinated weeds. Min. 60 days between applications. Max. rate is 4 lb/A per 12-month period.
Annual broadleaves and suppression of grasses	Goal 2XL (oxyfluorfen 2 lb ai/gal) at 5-8 pt in min. 10 gal of water Other names: Galigan, Goaltender, Oxiflo, others	<b>Dormant application only:</b> Effective both preemergence (5-8 pt) and postemergence (2-8 pt) as a directed spray on weeds less than 4 inches. Do not apply from bud swell to harvest. Can be mixed with other preemergence herbicides, or with Roundup or Gramoxone. Max. rate is 8 pt per year. <b>Age restriction:</b> Do not apply to grapes established less than 3 years unless vines are on a trellis wire a minimum of 3 ft above ground.
Annual grasses and broadleaves	Karmex 80DF (diuron 80% ai) at 2-6 lb in 25-40 gal of water Other names: Direx, Diuron	<b>Age restriction:</b> Use on vineyards established at least 3 years and trunks at least 1.5 inches diameter. Apply as a directed spray to soil under trellis in early spring prior to weed germination. Max. 1 application per year. On soils low in organic matter (1-2%), severe injury may result if heavy rainfall occurs soon after treatment.
Annual and perennial grasses and certain broadleaves	Kerb 50WP (pronamide 50% ai) at 2-8 lb in 40-50 gal of water	Apply as a directed spray in the fall after harvest prior to soil freeze-up, or early winter when temperatures are below 55°F. Rainfall or irrigation are required to activate. Max. 1 application per year and 8 lb/A per year. Kerb also has early postemergence activity. Rate depends on soil texture. <b>Restricted use pesticide.</b>
Annual grasses and broadleaves	Matrix FVN or SG (rimsulfuron 25% ai) at 4 oz in a minimum of 10 gal of water	Apply as a banded application to the base of the vines. Best results are obtained when the soil is moist at the time of application and 0.5 inch of rainfall or sprinkler irrigation occurs within 2 weeks after application. <b>Age restriction:</b> Do not apply to vines established less than one year. PHI=14 days.

Weed Problem	Material & Rate/A	Comments and Limitations
Annual grasses and broadleaves	Princep 4L (simazine 4 lb ai/gal) at 2-4 qt in 25-40 gal of water Other names: Sim-Trol, Simazine	<b>Age restriction:</b> Use on vineyards established at least 3 years. Apply to soil under trellis between harvest and early spring before weeds emerge. Apply alone to weed-free soil or tank mix with Roundup or Gramoxone. Max. 1 application per year.
Annual grasses and certain broadleaves	Prowl H <sub>2</sub> O (pendimethalin 3.8 lb ai/gal) at 3.2-6.3 qt in min. 20 gal of water Other names: Acumen, Helena Pendimethalin, others	Apply only to dormant grapevines. Do not apply if buds have started to swell. In bearing vineyards, this product may be applied any time after fall harvest, during winter dormancy, and in the spring. In non-bearing vineyards this product may be applied preplant incorporated, preplant surface, or preemergence. For best results, rain or irrigation is needed within 21 days of application. Not effective on germinated weeds. Do not allow spray to contact leaves, shoots, or buds. For new plantings, do not apply until soil has settled and no cracks are present.
Annual grasses and certain broadleaves	Snapshot 2.5TG (isoxaben+trifluralin 2.5% ai) at 100-200 lb	<b>Non-bearing only:</b> May only be used on crops that will not be harvested within one year of application. Rainfall or irrigation of 0.5 inch is needed within 3 days of application. Not effective on germinated weeds. Min. 60 days between applications. Max. rate is 600 lb per per 12-month period. Do not apply to new transplants until soil has settled and with no cracks..
Annual grasses and broadleaves and suppression of yellow nutsedge	Solicam DF (norflurazon 78.6% ai) at 1.25-5 lb in min. 20 gal of water	Apply as a directed spray to settled and firm soil from fall to early spring before weeds emerge. Rainfall or irrigation is needed within 4 weeks of application. Do not contact fruit or foliage. Do not apply after bud break on sandy loam or other coarse-textured soils. Check label for maximum amount allowed per year depending on soil type. <b>Age restriction:</b> Allow a minimum of 24 months after planting before first application. PHI=60 days.
Annual grasses and certain broadleaves	Surflan 4AS (oryzalin 4 lb ai/gal) at 2-6 qt in 20-40 gal of water Other names: Oryzalin	Make a single band or broadcast application to the ground beneath vines before weeds emerge. Apply alone to weed-free soil or postemergence mixed with Roundup or Gramoxone. Min. 0.5 inch of rainfall or irrigation is required for activation. Min 2.5 months between applications. Max. rate is 12 qt per year.
Annual grasses and broadleaves	Treflan HFP 4EC (trifluralin 4 lb ai/gal) at 1-4 pt in 5-40 gal of water Other names: Trifluralin, Bayonet, others	In a new planting, apply 1-4 pt and incorporate within 24 hr. In an established planting, apply 2-4 pt prior to weed germination or immediately after removal of weeds with tillage or other herbicides and incorporate within 24 hr. PHI=60 days.
<b>Postemergence</b>		
Annual broadleaves	Aim 2EC or Aim 2EW (carfentrazone 2 lb ai/gal) at 1-2 fl oz in 20 gal of water	Apply any time during the season as a postemergence directed spray or as a hooded spray treatment. Always add nonionic surfactant at 0.5% v/v or crop oil at 1% v/v. Mix with Roundup or Gramoxone or labeled preemergence herbicides for broader weed control. Max. 7.9 fl oz per year. Min. 14 days between applications. PHI=3 days. <b>Sucker management:</b> Apply when suckers are green. Do not allow spray to contact desirable fruit, foliage, or green bark.
Annual broadleaves	Venue (pyraflufen ethyl 0.177 lb ai/gal) at 0.7-4.0 fl oz	Use as a directed spray from dormancy, prior to bloom. Repeat if needed. Keep off green stems and foliage. Do not apply more than 6.8 fl oz per acre per growing season.



**Herbicide Recommendations for Grape (continued)**

Weed Problem	Material & Rate/A	Comments and Limitations
Most annual and perennial grasses	Fusilade DX 2EC (fluazifop-p 2 lb ai/gal) at 16-24 fl oz in 25 gal of water	<b>Non-bearing only:</b> May only be used on crops that will not be harvested within one year of application. Apply as a directed spray to actively growing grasses before tillering. Always add crop oil at 1% v/v or nonionic surfactant at 0.25% v/v. Avoid contact with foliage. Rainfast in 1 hour. Max. rate is 72 fl oz per year. Min. 5 days between applications. PHI=1 year.
Annual broadleaves	Goal 2XL	See "Preemergence" section above for details.
Most annual grasses and broadleaves and top kill of perennial weeds	Gramoxone Inteon 2L (paraquat 2 lb ai/gal) at 2.5-4 pt in min. 10 gal of water Other names: Firestorm	Apply as directed spray to actively growing weeds. Repeat applications are necessary to give sustained control. Avoid contact with desired new shoots, fruit, or foliage. Apply as a coarse spray. Always add nonionic surfactant at 0.25% v/v or crop oil at 1% v/v. Best results with flat fan nozzles. Max. 5 applications per year. <b>Sucker management:</b> Apply when suckers are less than 8 inches tall. Do not allow spray to contact desirable fruit, foliage, or green bark. <b>Restricted use pesticide.</b>
Annual and perennial grasses	Poast 1.5EC (sethoxydim 1.5 lb ai/gal) at 1.5-2.5 pt in min. 5 gal of water	Apply as a directed spray to actively growing grasses before tillering. Always add crop oil at 1% v/v. Max. 2.5 pt per application and 5 pt per season. PHI=50 days.
Annual grasses and broadleaves	Reglone 2L (diquat 2 lb ai/gal) at 1.5-2 pt in min. 15 gal of water	<b>Non-bearing only:</b> May only be used on crops that will not be harvested within one year of application. Apply as a directed spray using a shield for contact burn of weeds. Complete coverage is essential for good control. Always use a nonionic surfactant at 0.5% v/v. Can be used during site preparation and up to 1 year of harvest. Do not allow contact with green stems, foliage or fruits. PHI=1 year.
Annual and perennial grasses and broadleaves	Rely 280 (glufosinate 24.5% ai (2.34 lb/gal)) at 48-82 fl oz in min. 15 gal of water	Spray only trunks with callused, mature brown bark unless protected from spray contact by nonporous wraps, grow tubes, or waxed containers. Apply as a directed spray to actively growing weeds. Do not apply more than 246 fl oz per acre per year. For spot application, mix 1.7 fl oz/gal. PHI=14 days. <b>Sucker control:</b> apply a split application approximately 4 weeks apart of 56 fl oz/acre in a minimum of 15 gal/acre. Do not make spot or directed sprays to trunks. Suckers should not exceed 12 inches long.
Annuals and some perennial grasses and broadleaves	Roundup WeatherMax 5.5EC (glyphosate 5.5 lb ai/gal) at 11 fl oz to 3.3 qt in 10-40 gal of water Other names: Touchdown, Honcho, Rattler, others	Apply as a directed spray or wiper application to actively growing weeds in established plantings. Rate depends on equipment used, weed species, and stage of growth. See label for details. Always add ammonium sulfate at 8.5-17 lb/100 gal in hard water or drought conditions (see label). Do not allow spray to contact any part other than mature bark. Does not provide residual control; can be mixed with labeled preemergence herbicides. PHI=14 days.
Annual and perennial grasses and broadleaves	Scythe 4.2E (pelargonic acid 4.2 lb ai/gal) at 3-10% spray solution	For contact nonselective control or burndown of a broad spectrum of actively growing weeds. Use low rate for annual weed control and high rate for maximum vegetative burndown. Use as a directed spray or shielded spray. Can be mixed with Roundup.
Most annual and perennial grasses	Select 2EC (clethodim 2 lb ai/gal) at 6-8 fl oz Other names: Clethodim, Envoy	<b>Non-bearing only:</b> May only be used on crops that will not be harvested within one year of application. Apply as a directed spray to actively growing grasses before tillering. Do not use if rain is expected within 1 hour. Always add nonionic surfactant at 0.25% v/v. Do not use crop oil. May be applied as a spot treatment at 0.32-0.64 fl oz per gal. Max. rate is 32 fl oz per year.



## Herbicide Recommendations for Blueberry

Weed Problem	Material & Rate/A	Comments and Limitations
<b>Preemergence</b>		
Annual grasses and broadleaves	Callisto (mesotrione 4 lb ai/gal) at 3.0-6.0 fl oz	Apply preemergence or early postemergence. For improved post-emergence control, apply 3.0 fl oz Callisto followed 3 weeks later by a second application at that rate. Apply prior to bloom. Include a crop oil concentrate tolerated by blueberries if applied post-emergence to weeds.
Annual and perennial grasses and broadleaves	Casoron CS (dichlobenil 15.3% ai) at 1.4 to 2.8 gal	Apply from late fall through early spring. Applications should be made prior to weed emergence, or when emerged weeds are less than 2 inches tall. Use only on well established plants. Do not apply during new shoot emergence. <b>Age restriction:</b> Do not apply to plants less than one year old.
Annual broadleaves and suppression of grasses	Chateau WDG (flumioxazin 51% ai) at 6-12 oz	Apply as a uniform band directed at the base of the bush. Avoid direct spray contact to foliage or green bark. Preferred application timing is in the fall. Do not apply more than 6 oz per acre per application. Do not make a sequential application within 30 days of the first application. Maximum rate of 12 oz per acre per 12-month period. <b>Note:</b> User must possess a supplemental label at the time of application.
Annual grasses and broadleaves	Devrinol 2-XT (napropamide 2 lb a.i./gal) at 2 gal per acre (other formulations are available)	Apply to a weed-free soil surface or tank mix with a suitable postemergent herbicide. May be applied to newly planted and newly established crops. Do not apply more than 2 gal/A per crop cycle.
Most broadleaves	Gallery 75DF (isoxaben 75% ai) at 0.66-1.33 lb in min. 10 gal of water	<b>Non-bearing only:</b> May only be used on crops that will not be harvested within 1 year of application. Apply in late summer to early fall; or in early spring prior to weed germination or anytime immediately after cultivation. Do not apply to new transplants until soil has settled with no cracks present. Rainfall or irrigation of 0.5 inch is needed within 21 days of application. Not effective on germinated weeds. Min. 60 days between applications. Max. rate is 4 lb/A per 12-month period.
Annual grasses and broadleaves	Karmex 80DF (diuron 80% ai) at 1.5-4 lb in 25-40 gal of water Selected states only	<b>Age Restriction:</b> Use only in fields established at least 1 year. Apply as a band treatment at the base of bushes. Do not apply to exposed roots. <b>For AR and MO only:</b> Apply 1.5-2 lb in spring and repeat after harvest in the fall. Always add a nonionic surfactant at 0.25% v/v. <b>For IN and OH only:</b> Apply 2-4 lb in late spring. Alternatively, apply 2 lb in fall and repeat in spring.
Annual and perennial grasses and certain broadleaves	Kerb 50WP (pronamide 50% ai) at 2-4 lb in 20-50 gal of water Selected states only	<b>Dormant application only:</b> Apply as a directed spray in the fall prior to soil freeze-up or early winter when temperatures are below 55°F. Best weed control results if followed by rainfall or irrigation. Max. 1 application per year and 4 lb/A per year. Do not apply to newly transplanted blueberries until roots are well established. Kerb also has early postemergence activity. <b>Restricted use pesticide.</b>
Annual grasses and broadleaves	Princep 4L (simazine 4 lb ai/gal) at 2-4 qt in min. 40 gal of water	Apply in spring before weeds emerge and before canes leaf out, or a split application 2 qt in spring plus 2 qt in fall. Do not apply when fruit is present, or illegal residues may result. For plants established less than 6 months, apply half the above rate.

Weed Problem	Material & Rate/A	Comments and Limitations
Annual broadleaf weeds and nutsedge	Sanda (halosulfuron 75%) at 0.5-1 oz in min. 15 gal of water	Apply uniformly with ground equipment as a broadcast application to the ground on either side of the row. Apply as a single or sequential application depending on weed pressure. If small weeds are present, mix with a postemergent broad-spectrum type herbicide to maximize and enhance the spectrum of control. For postemergent nutsedge control, make a single application when nutsedge is fully emerged, or in two sequential applications. Apply first application to the initial nutsedge flush when it has reached the 3-5-leaf stage. If a second application is needed it can be applied later in the season. Contact with blueberry bushes should be avoided. Maximum of 45 days between applications. PHI=14 days. Note: User must possess a supplemental label at the time of application. <b>Age restriction:</b> Do not apply to plants established less than 1 year.
Annual grasses and broadleaves	Sinbar 80WP (terbacil 80% ai) at 2-3 lb in min. 25 gal of water	<b>Age restriction:</b> Use only on plantings established at least 1 year. Best results when applied shortly before or after weed emergence. Avoid contact of foliage or fruit with spray or mist. Apply either in the spring or after harvest in the fall before weeds emerge or during early stage of seedling regrowth. Do not use on soils where roots are exposed. Do not use on sand or loamy sand with 1-3% organic matter. Use rate varies by soil type.
Annual grasses and certain broadleaves	Snapshot 2.5TG (isoxaben+trifluralin 2.5% ai) at 100-200 lb	<b>Non-bearing only:</b> May only be used on crops that will not be harvested within one year of application. Do not apply to new transplants until soil has settled. For best results, 0.5 inch of rain or irrigation is needed within 3 days of application. Not effective on germinated weeds. Min. 60 days between applications. Max. rate is 600 lb per per 12-month period.
Annual grasses and broadleaves and suppression of yellow nutsedge	Solicam DF (norflurazon 78.6% ai) at 2.5-5 lb in min. 20 gal of water	Apply as a directed spray to settled and firm soil from fall to early spring before weeds emerge. Rainfall or irrigation of 0.5 inch is needed within 4 weeks. Do not contact fruit or foliage. Do not apply after bud break on sandy loam soils. Check label for maximum amount allowed per year depending on soil type. Min. 6 months after planting before first application. PHI=60 days.
Annual grasses and certain broadleaves	Surflan 4AS (oryzalin 4 lb ai/gal) at 2-6 qt in 20-40 gal of water Other names: Oryzalin	Make a single band or broadcast application to the ground beneath plants before weeds emerge. Apply alone to weed-free soil or postemergence mixed with Roundup or Gramoxone. Min. 0.5 inch of rainfall or irrigation is required for activation. Min 2.5 months between applications. Max. rate is 12 qt per year.
Annual grasses and broadleaves	Velpar 2L (hexazinone 2 lb ai/gal) at 0.5-1 gal in 20 gal of water	Apply to pruned blueberries in the spring before leaf emergence as a directed soil application. PHI=90 days. Some clones are susceptible to injury. <b>Age Restriction:</b> Use on plantings established at least 3 years.
<b>Postemergence</b>		
Annual broadleaves	Aim 2EC or Aim 2EW (carfentrazone 2 lb ai/gal) at 1-2 fl oz in 20 gal of water	Apply broadcast at base of canes during dormant stage or with hooded shields between rows during growing season. Always add nonionic surfactant at 0.25% v/v or crop oil at 1% v/v. Max. 2 fl oz during dormant season and 6.1 fl oz during growing season. Min. 14 days between applications. PHI=1 day.

Weed Problem	Material & Rate/A	Comments and Limitations
Most annual and perennial grasses	Fusilade DX 2EC (fluazifop-p 2 lb ai/gal) at 16-24 fl oz in 25 gal of water	<b>Non-bearing only:</b> May only be used on crops that will not be harvested within one year of application. Apply as a directed spray to actively growing grasses before tillering. Always add crop oil at 1% v/v or nonionic surfactant at 0.25% v/v. Avoid contact with foliage. Rainfast in 1 hour. Max. rate is 72 fl oz per year. Min. 5 days between applications. PHI=1 year.
Most annual grasses and broadleaves and top kill of perennial weeds	Gramoxone Inteon 2L (paraquat 2 lb ai/gal) at 2-4 pt in min. 50 gal of water Other names: Firestorm	Apply as directed spray to actively growing weeds before emergence of new canes or shoots. Repeat applications are necessary to give sustained control. Apply as a coarse spray to avoid drift injury. Avoid contact with desired new shoots, fruit, or foliage. Always add nonionic surfactant at 0.25% v/v or crop oil at 1% v/v. Max. 5 applications per year. <b>Restricted use pesticide.</b>
Annual and perennial grasses	Poast 1.5EC (sethoxydim 1.5 lb ai/gal) at 1.5-2.5 pt in min. 5 gal of water	Apply as a directed spray to actively growing grasses before tillering. Always add crop oil at 1% v/v. Max. 2.5 pt per application and 5 pt per season. PHI=30 days.
Annual grasses and broadleaves	Reglone 2L (diquat 2 lb ai/gal) at 1.5-2 pt in min. 15 gal of water	<b>Non-bearing only:</b> May only be used on crops that will not be harvested within 1 year of application. Apply as a directed spray using a shield for contact burn of weeds. Complete coverage is essential for good control. Always add a nonionic surfactant at 0.06-0.5% v/v. Can be used during site preparation and up to 1 year of harvest. Do not allow contact with green stems, foliage, or fruits. PHI=1 year.
Annual and perennial grasses and broadleaves	Rely 280 (glufosinate 24.5% ai (2.34 lb/gal) at 48-82 fl oz in min. 15 gal of water	Apply as a directed spray to actively growing weeds. Do not apply on desirable foliage or drift on foliage, green, or uncallused bark. Coverage of all foliage is necessary for optimum control. Max. rate is 164 fl oz per acre per year. PHI=14 days.
Annuals and some perennial grasses and broadleaves	Roundup WeatherMax 5.5EC (glyphosate 5.5 lb ai/gal) at 0.5-5.3 qt in 10-40 gal of water. Other names: Touchdown, Honcho, Rattler, others	Apply as a directed spray or wiper application to actively growing weeds in established plantings. Always add ammonium sulfate at 8.5-17 lb/100 gal in hard water or drought conditions. Do not allow spray to contact any part other than mature bark. For applications within rows of berries, use only selective equipment (directed spray, hooded sprayer, shielded sprayer, or wiper application) in order to minimize the potential for overspray or drift of this product onto the crop. For berry crops, hooded or shielded sprayers must be fully enclosed (including top, sides, front, and back). Only wiper applications or shielded sprayers capable of preventing all contact of this product with the crop may be used. Rate depends on weed species and stage of growth. Does not provide residual control. Can be mixed with labeled preemergence herbicides. PHI=14 days.
Annual and perennial grasses and broadleaves	Scythe 4.2E (pelargonic acid 4.2 lb ai/gal) at 3-10% spray solution.	For contact nonselective control or burndown of a broad spectrum of actively growing weeds. Use low rate for annual weed control and high rate for maximum vegetative burndown. Use as a directed spray or shielded spray. Can be mixed with Roundup.
Most annual and perennial grasses	Select 2EC (clethodim 2 lb ai/gal) at 6-8 fl oz Other names: Clethodim, Envoy	<b>Non-bearing only:</b> May only be used on crops that will not be harvested within one year of application. Apply as a directed spray to actively growing grasses before tillering. Do not use crop oil. Always add nonionic surfactant at 0.25% v/v. May be applied as a spot treatment at 0.32-0.64 fl oz per gal. Rainfast in 1 hr. Max. rate is 32 fl oz per year.

## Herbicide Recommendations for Brambles

Weed Problem	Material & Rate/A	Comments and Limitations
<b>Preemergence</b>		
Annual and perennial grasses and broadleaves	Casoron CS (dichlobenil 15.3% ai) at 1.4 to 2.8 gal	Apply from late fall through early spring. Applications should be made prior to weed emergence, or when emerged weeds are less than 2 inches tall. Use only on well established plants. Do not apply during new shoot emergence. <b>Age restriction:</b> Do not apply to plants less than one year old.
Annual grasses and broadleaves	Devrinol 2-XT (napropamide 2 lb a.i./gal) at 2 gal per acre (other formulations are available)	Apply to a weed-free soil surface or tank mix with a suitable postemergent herbicide. May be applied to newly planted and newly established crops. Do not apply more than 2 gal/A per crop cycle.
Most broadleaves	Gallery 75DF (isoxaben 75% ai) at 0.66-1.33 lb in min. 10 gal of water	<b>Non-bearing only:</b> May only be used on crops that will not be harvested within 1 year of application. Apply in late summer to early fall; or in early spring prior to weed germination or anytime immediately after cultivation. Do not apply to new transplants until soil has settled with no cracks present. Rainfall or irrigation of 0.5 inch is needed within 21 days of application. Not effective on germinated weeds. Min. 60 days between applications. Max. rate is 4 lb/A per 12-month period.
Annual grasses and broadleaves	Karmex 80DF (diuron 80% ai) at 3 lb in 25-40 gal of water Selected states only	<b>Age restriction:</b> Apply in fields established at least 1 year. Max. 1 application per year. Do not spray exposed roots to avoid injury. <b>IN and OH only:</b> Apply 3 lb in late spring for raspberries. If used postemergence, avoid contact with foliage. Best results if temperature is at least 70°F with high humidity.
Annual grasses and broadleaves	Princep 4L (simazine 4 lb ai/gal) at 2-4 qt in min. 40 gal of water	Apply in spring before weeds emerge and before canes leaf out, or make a split application of 2 qt in spring plus 2 qt in fall. Do not apply when fruit is present, or illegal residues may result. On plants established less than 6 months, apply at half the rate.
Annual grasses and broadleaves	Sinbar 80WP (terbacil 80% ai) at 1-2 lb in min. 20 gal of water	Make a single band or broadcast application as a directed spray to soil beneath the canes in the fall or early spring before fruit set and shortly before or after weed emergence. Avoid contact of foliage or fruit with spray or mist. Do not use on soils where roots are exposed. <b>Age restriction:</b> Use only on plantings established at least 1 year. PHI=70 days.
Annual grasses and certain broadleaves	Snapshot 2.5TG (isoxaben+trifluralin 2.5% ai) at 100-200 lb	<b>Non-bearing only:</b> May only be used on crops that will not be harvested within 1 year of application. For best results, 0.5 inch of rain or irrigation is needed within 3 days of application. Not effective on germinated weeds Do not apply to new transplants until soil has settled. Min. 60 days between applications. Max. rate is 600 lb per per 12-month period.

Weed Problem	Material & Rate/A	Comments and Limitations
Annual grasses and broadleaves and suppression of yellow nutsedge	Solicam DF (norflurazon 78.6% ai) at 2.5-5 lb in min. 20 gal of water	Apply as a directed spray to settled and firm soil from fall to early spring before weeds emerge. Rainfall or irrigation of 0.5 inch within 4 weeks to activate. Do not contact fruit or foliage. Do not apply after bud break on sandy loam soils. Check label for maximum amount allowed per year depending on soil type. <b>Age Restriction:</b> Minimum 12 months after planting before first application. PHI=60 days.
Annual grasses and certain broadleaves	Surflan 4AS (oryzalin 4 lb ai/gal) at 2-6 qt in 20-40 gal of water Other names: Oryzalin	Make a single band or broadcast application to the ground beneath vines before weeds emerge. Apply alone to weed-free soil or postemergence mixed with Roundup or Gramoxone. Rainfall or irrigation of 0.5 inch is required for activation. Min 2.5 months between applications. Max. rate is 12 qt per year.
<b>Postemergence</b>		
Annual broadleaves	Aim 2EC or Aim 2EW (carfentrazone 2 lb ai/gal) at 1-2 fl oz in 20 gal of water	Apply with hooded shields between rows during growing season. Always add nonionic surfactant at 0.25% v/v or crop oil at 1% v/v. Max. 25.6 fl oz per year. Min. 14 days between applications. PHI=15 days. <b>Primocane control:</b> Apply when primocanes are 6 inches at 6.4 fl oz in min. 20 gal of water at intervals 14-21 days. Direct sprays to bottom 18 inches of canes.
Most annual and perennial grasses	Fusilade DX 2EC (fluazifop-p 2 lb ai/gal) at 16-24 fl oz in 25 gal of water	<b>Non-bearing only:</b> May only be used on crops that will not be harvested within 1 year of application. Apply as a directed spray to actively growing grasses before tillering. Always add crop oil at 1% v/v or nonionic surfactant at 0.25% v/v. Avoid contact with foliage. Rainfast in 1 hour. Max. rate is 72 fl oz per year. Min. 5 days between applications. PHI=1 year.
Most annual grasses and broadleaves and top kill of perennial weeds	Gramoxone Inteon 2L (paraquat 2 lb ai/gal) at 2-4 pt in min. 50 gal of water Other names: Firestorm	Apply as directed spray to actively growing weeds before emergence of new canes or shoots. Repeat applications are necessary to give sustained control. Apply as a coarse spray to avoid drift injury. Avoid contact with desired new shoots, fruit, or foliage. Always add nonionic surfactant at 0.25% v/v or crop oil at 1% v/v. Max. 5 applications per year. <b>Restricted use pesticide.</b>
Annual grasses and broadleaves	Karmex 80DF	See "Preemergence" for more details.
Annual and perennial grasses	Poast 1.5EC (sethoxydim 1.5 lb ai/gal) at 1.5-2.5 pt in min. 5 gal of water	Apply as a directed spray to actively growing grasses before tillering. Always add crop oil at 1% v/v. Max. 5 pt per season. May be used as a spot treatment at 1-1.5% solution. PHI=45 days.
Annual grasses and broadleaves	Reglone 2L (diquat 2 lb ai/gal) at 1.5-2 pt in min. 15 gal of water	<b>Non-bearing only:</b> May only be used on crops that will not be harvested within 1 year of application. Apply as a directed spray using a shield for contact burn of weeds. Complete coverage is essential for good control. Always use a nonionic surfactant at 0.06-0.5% v/v. Can be used during site preparation and up to 1 year of harvest. Do not allow contact with green stems, foliage or fruits. PHI=1 year.



*Herbicide Recommendations for Brambles (continued)*

Weed Problem	Material & Rate/A	Comments and Limitations
<p>Annuals and some perennial grasses and broadleaves</p>	<p>Roundup WeatherMax 5.5EC (glyphosate 5.5 lb ai/gal) at 0.5-5.3 qt in 10-40 gal of water. Other names: Touchdown, Honcho, Rattler, others</p>	<p>Apply as a directed spray or wiper application to actively growing weeds in established plantings. Always add ammonium sulfate at 8.5-17 lb/100 gal in hard water or drought conditions. Do not allow spray to contact any part other than mature bark. For applications within rows of berries, use only selective equipment (directed spray, hooded sprayer, shielded sprayer, or wiper application) in order to minimize the potential for overspray or drift of this product onto the crop. For berry crops, hooded or shielded sprayers must be fully enclosed (including top, sides, front, and back). Only wiper applications or shielded sprayers capable of preventing all contact of this product with the crop may be used. Rate depends on weed species and stage of growth. Does not provide residual control. Can be mixed with labeled preemergence herbicides. PHI=14 days.</p>
<p>Annual and perennial grasses and broadleaves</p>	<p>Scythe 4.2E (pelargonic acid 4.2 lb ai/gal) at 3-10% spray solution</p>	<p>For contact nonselective control or burndown of a broad spectrum of actively growing weeds. Use low rate for annual weed control and high rate for maximum vegetative burndown. Use as a directed spray or shielded spray. Can be mixed with Roundup.</p>
<p>Most annual and perennial grasses</p>	<p>Select 2EC (clethodim 2 lb ai/gal) at 6-8 fl oz Other names: Clethodim, Envoy</p>	<p><b>Non-bearing only:</b> May only be used on crops that will not be harvested within one year of application. Apply as a directed spray to actively growing grasses before tillering. Do not use crop oil. Always add nonionic surfactant at 0.25% v/v. May be applied as a spot treatment at 0.32-0.64 fl oz/gal). Rainfast in 1 hr. Max. rate is 32 fl oz per year.</p>

# Herbicide Recommendations for Strawberry

Weed Problem	Material & Rate/A	Comments and Limitations
<b>Preemergence</b>		
Annual broadleaves and suppression of grasses	Chateau WDG (flumioxazin 51% ai) at 3 oz	<p><b>Pre-transplanting:</b> Apply a minimum of 30 days before transplanting and before laying plastic. Can be mixed with Gramoxone or Roundup.</p> <p><b>Preemergence on dormant plants:</b> Can be applied over the top of newly planted dormant strawberries. Add crop oil at 1% v/v or nonionic surfactant at 0.25% v/v to help control emerged broadleaf weeds. Do not apply to frozen ground.</p> <p><b>Shielded or hooded application in row middles:</b> Do not apply after fruit set and not over strawberry plants. Apply prior to weed emergence or mixed with Gramoxone or Roundup.</p> <p><b>Note:</b> Supplemental label must be in user's possession.</p>
Annual grasses and some broadleaves	Dacthal 6F (DCPA 6 lb ai/gal) at 8-12 pt in min. 20 gal of water	<p><b>At planting:</b> Apply 12 pt at transplanting. Can be preplant incorporated. Clean cultivate or hoe if necessary before treatment.</p> <p><b>Established:</b> Apply in early fall or in early spring immediately after mulch removal. Clean cultivate or hoe if necessary before treatment. Applications may be made directly over the plants without injury. Do not apply from bloom through harvest.</p>
Annual grasses and certain broadleaves	Devrinol 2-XT (napropamide 2 lb a.i./gal) at 2 gal per acre (other formulations are available)	<p><b>Established plantings (spring):</b> Apply after removing straw mulch. Water into soil to a depth of 2-4 inches (by rainfall or irrigation) within 24-72 hours of application.</p> <p><b>Established plantings (fall):</b> Apply before putting winter protective mulch over plants. Water into soil to a depth of 2-4 inches (by rainfall or irrigation) within 24-72 hours of application. Do not apply to frozen ground. Do not exceed a maximum application rate of 2 gal/A per crop cycle.</p> <p><b>Strawberries not grown with plastic:</b> Apply to a weed-free soil surface. May be applied to newly transplanted crops. Delay application until the desired number of daughter plants has become established. Do not exceed a maximum application rate of 2 gal/A per crop cycle. Do not apply from bloom through harvest.</p> <p><b>Strawberries grown with plastic mulch on plant beds:</b> Apply to a weed-free soil before laying plastic mulch. Incorporate to a depth of 2 inches within 24-72 hours of application and before laying plastic. May also be applied to soil between beds.</p> <p>Do not exceed a maximum application rate of 2 gal/A per crop cycle. Do not apply from bloom through harvest.</p>
Annual broadleaves, especially winter annuals	Goal 2XL (oxyfluorfen 2 lb ai/gal) at 1-2 pt in min. 40 gal of water Other names: Galigan, Goaltender, Oxiflo, others	<p><b>Fallow bed preparation only:</b> Apply with Roundup for control of winter annual broadleaves a minimum of 30 days before transplanting. Fallow bed should be worked thoroughly to a depth of 2.5 inches prior to planting.</p>
Annual grasses and certain broadleaves	Prowl H <sub>2</sub> O 3.8E (pendimethalin 3.8 lb ai/gal) at 1.5-3.0 pt in min. 10 gal of water. Rate depends on soil type. See label for details.	<p>Apply as a broadcast spray before transplanting or after transplanting but before growth starts. May not be used on beds that will be covered in plastic. A second application may be used in a band between rows up to 35 days before harvest. Do not allow the spray to contact strawberry foliage. May be applied to strawberries in fall or winter dormancy prior to the onset of new growth. May be applied to perennial strawberries during renovation after foliage has been mowed, but prior to the onset of new growth. Adequate rainfall or irrigation after application prior to weed emergence will provide the most benefit. Max. 3 pt per application and 6 pt per season. PHI=35 days. Do not use if row is later to be covered with plastic. Supplemental label must be in the possession of the user at the time of application.</p>

Weed Problem	Material & Rate/A	Comments and Limitations
Annual grasses and broadleaves	Sinbar 80WP (terbacil 80% ai) at 2-8 oz in min. 20 gal of water	<p><b>Planting year:</b> Apply 2-3 oz immediately after transplanting but before runners start to root. Application of 2-6 oz can also be made to dormant plants in late summer or early fall for control of winter annual weeds. If transplants have started to develop new foliage in the spring, or are not dormant in late summer or early fall at time of application, then 0.5-1 inch of rain or irrigation is necessary to wash Sinbar off. Do not use on soils with less than 0.5% organic material, as plant injury can occur.</p> <p><b>Harvest years:</b> Apply 4-8 oz after post-harvest renovation and before new growth begins in midsummer. An additional 4-8 oz prior to mulching in late fall is recommended to extend weed control through harvest of the following year. Max. 8 oz per season. PHI=110 days.</p> <p><b>Note:</b> Strawberry varieties differ in sensitivity to Sinbar, and significant plant injury is possible. Conduct a field test before adoption as a normal practice, particularly for new varieties.</p>
<b>Postemergence</b>		
Annual broadleaves	Aim 2EC or Aim 2EW (carfentrazone 2 lb ai/gal) at 0.5-2 fl oz in min. 10 gal of water	Apply with hooded shields between rows during growing season to actively growing weeds. Best results when weeds are <4 inches and rosettes <3 inches across. Always add nonionic surfactant at 0.25% v/v or crop oil at 1% v/v. Max. 6.1 fl oz per year. Min. 14 days between applications. PHI=0 day.
Annual and some perennial broadleaves	2,4-D amine (4lb ai/gal) at 2-3 pt in 25-50 gal of water Other names: Formula 40, Amine 4, Clean Amine, others	<b>For established plantings only:</b> Apply in early spring when strawberries are dormant or immediately after last picking. Do not apply unless possible injury to the crop is acceptable. Do not tank mix with Poast. Several 2,4-D amine products are available, but only a few are labeled for strawberry. Check label for specific use directions.
Most annual and perennial grasses	Fusilade DX 2EC (fluazifop-p 2 lb ai/gal) at 16-24 fl oz in 25 gal of water	<b>Non-bearing only:</b> May only be used on crops that will not be harvested within 1 year of application. Apply as a directed spray to actively growing grasses before tillering. Always add crop oil at 1% v/v or nonionic surfactant at 0.25% v/v. Avoid contact with foliage. Rainfast in 1 hour. Max. rate is 72 fl oz per year. Min. 5 days between applications. PHI=1 year.
Annual broadleaves	Goal 2XL	See "Preemergence" section above for details.
Most annual grasses and broadleaves and top kill of perennial weeds	Gramoxone Inteon 2L (paraquat 2lb ai/gal) at 2-4 pt in min. 20 gal of water Other names: Firestorm	Apply as a directed spray between rows, using shields to protect strawberry plants. Do not allow spray to contact foliage. Add a nonionic surfactant at 0.25% v/v or crop oil at 1% v/v. Max. 3 applications/year. <b>Restricted use pesticide.</b> PHI=21 days.
Most annual and perennial grasses (postemergence only)	Poast 1.5EC (sethoxydim 1.5 lb ai/gal) at 1-2.5 pt in 25 gal of water	Apply to actively growing grasses before tillering. Always add crop oil at 1% v/v. May be used as a spot treatment at 1-1.5% spray solution. Max. 2.5 pt per application and 2.5 pt per season. Caution: Application of Poast up to six weeks after Sinbar application can occasionally cause strawberry leaf injury. PHI=7 days.
Annuals and some perennial grasses and broadleaves	Roundup WeatherMax 5.5EC (glyphosate 5.5 lb ai/gal) at 0.5-5.3 qt in 10-40 gal of water. Other names: Touchdown, Honcho, Rattler, others	Apply as pre-plant broadcast application or in fall prior to planting for control of roots and rhizomes of perennial weeds or as a directed spray or wiper application (20-100% solution) to actively growing weeds between rows in established plantings. Always add ammonium sulfate 8.5-17 lb/100 gal in hard water or drought conditions. Do not allow spray to contact any desired plants. Does not provide residual control; can be mixed with labeled preemergence herbicides. Rate depends on weed species and stage of growth. PHI=14 days.

Weed Problem	Material & Rate/A	Comments and Limitations
Annual and perennial grasses and broadleaves	Scythe 4.2E (pelargonic acid 4.2 lb ai/gal) at 3-10% spray solution	For contact nonselective control or burndown of a broad spectrum of actively growing weeds. Use low rate for annual weed control and high rate for maximum vegetative burndown. Use as a directed spray or shielded spray. Can be mixed with Roundup.
Most annual and perennial grasses	Select 2EC (clethodim 2 lb ai/gal) at 6-8 fl oz Other names: Clethodim, Envoy	Apply as a directed spray to actively growing grasses before tillering. Always add crop oil at 1% v/v. Rainfast in 1 hr. Max. rate is 32 fl oz per year and 8 fl oz per application. Min. 14 days between applications. May be applied as a spot treatment at 0.32-0.64 fl oz/gal. PHI=4 days.
Annual and perennial broadleaves	Solix 3 (clopyralid 3 lb ai/gal) at 2/3 pint Other names: Stinger	For perennial strawberries only. Make one application after harvest. Do not tank mix with other herbicides. Make only one application per crop year. Solix 3 is not registered in all states. Check with your State Chemist Office to be sure. Stinger has 24(c) Special local needs registration in several states. Check with your State Chemist Office to be sure.
Annual grasses and broadleaves	Ultra Blazer 2E (acifluorfen 2 lb ai/gal) at 1.5 pt in min. 20 gal of water	May be applied up to the maximum application rate of 1.5 pt per acre per application using ground equipment. Make broadcast applications in 20 to 40 gal water per acre. Reduce rates proportionally for band or strip treatment. Do not apply more than 3 pt per acre per season. Apply with nonionic surfactant or crop oil concentrate. <b>Annual strawberries grown on plastic mulch:</b> Make one banded application before laying plastic and after final land preparation, and prior to transplanting the crop. For application between rows of plastic mulch, apply as a direct-shielded application between mulched beds. Do not allow contact with strawberry plants. PHI=60 days. <b>Perennial strawberry (matted row):</b> Make 2 applications: the first can be made after the last harvest or following bed renovation, the second can be made when plants are dormant during late fall to early spring. PHI=120 days.

**Table 12. Herbicides Registered for Weed Control in Small Fruit**

Trade Name	Common Name	Crop Use	Risk of Resistance	Signal Word	REI	HRAC <sup>1</sup>
<b>Preemergence control of grasses and/or broadleaf weeds</b>						
Alion	indaziflam	grape	medium	caution	12 hr	L
Callisto	mesotrione	blueberry	medium	caution	12 hr	F2
Casoron, Norosac	dichlobenil	blueberry, brambles, grape	medium	caution	12 hr	L
Chateau	flumioxazin	grape, strawberry	medium	caution	12 hr	E
Dachtal	DCPA	strawberry	low	caution	12 hr	K1
Devrinol	napropamide	blueberry, brambles, grape, strawberry	low	caution	24 hr	K3
Gallery	isoxaben	nonbearing blueberry, brambles, grape	medium	caution	12 hr	L
Goal	oxyfluorfen	grape, strawberry	medium	warning	24 hr	E
Karmex	diuron	blueberry, brambles, grape	medium	caution	12 hr	C2
Kerb (RUP)	pronamide	blueberry, grape	low	caution	24 hr	K1
Princep	simazine	blueberry, brambles, grape	medium	caution	12 hr	C1
Prowl H <sub>2</sub> O	pendimethalin	strawberry, grape	low	caution	12 hr	K1
Sandea	halosulfuron	blueberry	low	caution	12 hr	B
Sinbar	terbacil	blueberry, brambles, strawberry	medium	caution	12 hr	C1
Snapshot	isoxaben + trifluralin	nonbearing grape, blueberry, brambles	medium	caution	12 hr	L+K1
Solicam	norflurazon	blueberry, brambles, grape	medium	caution	12 hr	F1
Surflan	oryzalin	blueberry, brambles, grape	low	caution	24 hr	K1
Treflan	trifluralin	grape	low	caution	12 hr	K1
Velpar	hexazinone	blueberry	medium	danger	48 hr	C1
<b>Postemergence control of grasses</b>						
Fusilade	fluazifop	nonbearing blueberry, brambles, grape & strawberry	high	caution	12 hr	A
Poast	sethoxydim	blueberry, brambles, grape, strawberry	high	warning	12 hr	A
Scythe	pelargonic acid	blueberry, brambles, grape, strawberry	low	warning	12 hr	Z
Select	clethodim	strawberry & nonbearing blueberry, brambles, & grape	high	warning	12 hr	A
<b>Postemergence control of broadleaf weeds</b>						
Aim	carfentrazone	grape, blueberry, brambles, strawberry	medium	caution	12 hr	E
Amine 4	2,4-D amine	strawberry	low	danger	48 hr	O
Goal	oxyfluorfen	grape, strawberry	medium	warning	24 hr	E
Solix 3	clopyralid	strawberry	medium	caution	12 hr	O
Venue	pyraflufen ethyl	grape	medium	caution	12 hr	E
<b>Postemergence control of grasses and broadleaf weeds</b>						
Gramoxone Inteon (RUP)	paraquat	blueberry, brambles, grape, strawberry	medium	poison	12 hr	D
Roundup	glyphosate	blueberry, brambles, grape	low	caution	12 hr	G
Reglone	diquat	nonbearing grape, blueberry, brambles	medium	medium	24 hr	D
Rely	glufosinate	grape	low	warning	12 hr	H
Ultra Blazer	acifluorfen	strawberry	medium	danger	48 hr	E

<sup>1</sup>HRAC= Herbicide Resistance Action Committee Groups. Herbicides in the same HRAC group have similar modes of action for killing weeds. To reduce the risk of herbicide resistance, do not rely on herbicides in a single HRAC group year after year.

**Table 13. Relative Effectiveness of Herbicides for Small Fruit Crops**

Herbicide	Grasses					Annual Broadleaves												Perennial Weeds										
	Barnyardgrass	Crabgrass	Foxtails	Goosegrass	Panicum, Fall	Chickweed	Cocklebur	Galinsoya	Groundsel, Common	Henbit	Jimsonweed	Lambquarters	Marestail	Morningglory, Annual	Mustards	Nightshades	Pigweed	Purslane	Ragweed	Shepherdspurse	Smartweeds	Velvetleaf	Violet, Field	Dandelion	Nutsedge, Yellow	Thistle, Canada	Woodsoorel, Yellow	
<b>Preemergence</b>																												
Alion	G	G	G	G	G	G	N	G	F	N	F	G	F	G	G	N	G	G	F	G	G	G	N	G	G	N	N	F
Callisto	N	N	N	N	N	G	G	N	N	G	G	F	F	N	N	G	N	G	G	N	N	G	N	N	N	N	N	N
Casoron	N	G	G	G	G	G	N	G	N	G	G	F	P	G	G	P	G	G	G	G	G	G	N	G	N	F	N	G
Chateau	N	N	N	N	N	F	N	N	N	G	G	G	F	G	G	G	G	G	F	G	F	F	N	N	N	N	N	N
Dacthal	G	G	G	G	G	F	N	N	N	N	F	N	N	N	N	N	F	G	N	N	N	N	G	N	N	N	N	N
Devrinol	G	G	G	G	G	F	N	N	N	N	F	N	N	N	N	N	G	G	N	N	N	N	N	N	N	N	N	N
Gallery	N	N	N	N	N	G	N	G	N	G	G	F	N	N	G	G	G	G	G	N	F	N	N	N	N	N	N	N
Goal	N	N	F	F	N	N	N	G	F	G	G	F	F	F	G	G	G	F	N	F	F	F	G	N	N	N	N	F
Karmex	G	G	F	F	F	F	G	G	G	N	G	F	F	F	G	G	G	G	G	G	N	P	N	N	N	N	N	N
Kerb	G	N	F	F	G	G	N	N	N	G	N	N	G	N	G	G	N	G	F	G	F	N	N	N	N	N	N	N
Princep	G	G	G	G	G	G	G	G	G	F	G	N	G	G	G	G	G	G	G	G	N	F	N	N	N	N	N	N
Prowl	G	G	G	G	G	G	N	N	N	N	N	N	N	N	N	N	N	N	N	N	N	F	N	N	N	N	N	N
Sandea	N	N	N	N	N	N	F	G	N	N	G	N	N	N	N	N	N	N	N	N	N	G	N	N	N	N	N	N
Sinbar	G	G	N	N	N	G	N	G	N	G	G	N	N	N	N	N	G	G	G	G	G	N	N	N	N	N	N	N
Snapshot	G	G	F	G	G	G	G	G	F	G	G	F	F	N	N	N	N	N	N	N	F	N	N	N	N	N	N	N
Solicam	G	G	G	G	G	G	G	F	F	G	G	F	N	N	N	N	N	N	N	N	G	N	N	N	N	N	N	N
Surflan	G	G	G	G	G	G	N	F	F	N	G	N	N	N	N	N	N	N	N	N	F	F	N	N	N	N	N	N
Treflan	G	G	G	G	G	P	N	N	N	N	F	N	N	N	N	N	N	N	N	N	N	N	N	N	N	N	N	N
<b>Postemergence</b>																												
2,4-D	N	N	N	N	N	F	N	G	N	F	F	G	G	G	G	G	F	N	G	G	F	F	P	G	N	N	N	F
Aim	N	N	N	N	N	N	N	G	F	F	G	N	G	G	G	G	G	G	F	F	F	G	N	N	N	N	N	N
Chateau	N	N	N	N	N	N	N	N	N	F	G	G	F	N	N	N	N	N	N	N	N	N	N	N	N	N	N	N
Fusilade	G	G	G	G	G	N	N	N	N	N	N	N	N	N	N	N	N	N	N	N	N	N	N	N	N	N	N	N
Goal	N	F	F	F	N	N	N	G	G	G	G	F	F	N	N	N	N	N	N	N	F	F	G	N	N	N	N	N
Gramoxone	G	G	G	G	G	G	F	G	G	G	G	G	G	G	G	G	G	G	G	N	N	N	N	N	N	N	N	N
Poast	G	G	G	G	G	N	N	N	N	N	N	N	N	N	N	N	N	N	N	N	N	N	N	N	N	N	N	N
Rely	G	N	G	G	G	G	F	N	N	N	N	G	G	G	G	G	G	G	F	N	N	N	N	N	N	N	N	N
Roundup	G	G	G	G	G	G	G	G	G	G	G	F	G	G	G	G	G	G	G	G	G	G	G	G	G	F	N	N
Select	G	G	G	G	G	N	N	N	N	N	N	N	N	N	N	N	N	N	N	N	N	N	N	N	N	N	N	N
Solix 3	N	N	N	N	N	N	N	N	N	N	N	N	N	N	N	N	N	N	N	N	N	N	N	N	N	N	N	N
Ultra Blazer	N	N	N	N	N	N	N	N	N	N	N	N	N	N	N	N	N	N	N	N	N	N	N	N	N	N	N	N
Venue	N	N	N	N	N	N	N	N	N	N	N	N	N	N	N	N	N	N	N	N	N	N	N	N	N	N	N	N

Rating Key: G=Good, F=Fair, P=Poor, N=None, based on product labels.



## Record Keeping Requirements for Production Chemicals

The following list contains the trade name, common name, manufacturer, EPA registration number, restricted entry interval (REI), runoff potential and leaching potential for pesticides registered for use in Michigan. The list was prepared to provide growers a convenient place to find information for pesticide recordkeeping requirements. This is a partial list of the commonly used pesticides on fruit crops in Michigan and is not intended to be a complete list. It is the grower's responsibility to confirm the registration number, REI, proper use, and other information for specific pesticides. Always read and follow label directions. Source: *Michigan Fruit Management Guide* (Michigan State University Extension publication E-154). Used with permission of Michigan State University.

### Fungicides/Bactericides

Trade Name	Common Name	Manufacturer	EPA Reg. #	REI <sup>1</sup>	Runoff/Leach Potential <sup>2</sup>	Oral LD50	Dermal LD50	Chem Group (FRAC Code) <sup>3</sup>
Abound	azoxystrobin	Syngenta	100-1098	4 hrs	1/3	>5000	>4000	methoxyacrylate (11)
ActinoGrow	<i>Streptomyces lydicus</i>	Natural Industries	73314-1	1 hr	2/3	-	-	glucopyranosyl antiobiotic (25)
Adament	tebuconazole+trifloxystrobin	Bayer CropScience	264-1052	12 hrs	1/2	>5000	>5000	triazole/oximino acetate (3 & 11)
Ag Streptomycin	streptomycin sesquisulfate	Bayer CropScience	264-974	12 hrs	1/3	>5000	>2000	glucopyranosyl antiobiotic (25)
Ag Streptomycin	streptomycin sesquisulfate	Makhteshim Agan	66222-121	12 hrs	1/3	>5436	>5000	glucopyranosyl antiobiotic (25)
AgriFos	potassium phosphite	Liquid Fertiliser	71962-1	4 hrs	3/1	-	-	phosphonate (33)
Agri-Mycin 17 Ag	streptomycin sesquisulfate	NuFarm	55146-96	12 hrs	3/1	>5000	>2000	glucopyranosyl antiobiotic (25)
Alliete WDG	fosetyl-Al	Bayer CropScience	264-516	12 hrs	3/3	2860	>2000	ethyl phosphonate (33)
Feomate Arnicarb "O"	potassium bicarbonate	Helena	5905-541	4 hrs	3/1	2700	>5000	not classified
Bayleton 50 DF	triadimefon	Amvac	264-737-5481	12 hrs	3/2	812-1470	>2000	triazole (3)
Bio-Tam	<i>Trichoderma gamsii</i> + <i>Trichoderma asperellum</i>	Agraquest	80289-9-69592	1 hr	-/-	>2000	>2000	NC
Bloomtime Biological	<i>Pantoea agglomerans</i>	Northwest Ag	71975-1	4 hrs	-/-	-	-	NC
Blossom Protect	<i>Aureobasidium pullulans</i>	Bio-Ferm	86174-4	4 hrs	-/-	>2000	>2000	NC
Botran 75W	dicloran	Gowan	10163-189	12 hrs	2/3	>4640	>6320	aromatic hydrocarbon (4)
Bravo Weather Stik	chlorothalonil	Syngenta	50534-188-100	12 hrs	2/3	9000	>2000	chloronitrile (M5)
Bumper	propiconazole	Makhteshim Agan	66222-42	12 hrs	1/2	972-2000	>5000	triazole (3)
Cabrio	pyraclostrobin	BASF	7969-187	12 hrs	1/3	>2000	>2000	methoxycarbamate (11)
Captan 80WDG	captan	Arysta	66222-58-66330	24-72 hrs	3/3	>2000	>5000	phthalimide (M4)
Captrec-4FL	captan	Arysta	66330-239	24-48 hrs	3/3	>5000	>2000	phthalimide (M4)
CapEstate	fenhexamid+captan	Arysta	66330-48	24-48 hrs	3/3	>2000	>5000	hydroxylanilide/phthalimide (17 & M4)
Champ DP	copper hydroxide	NuFarm	55146-57	48 hrs	1/3	1346	>5000	inorganic (M1)
Champ Formula 2	copper hydroxide	NuFarm	55146-64	48 hrs	1/3	1630	>5000	inorganic (M1)
Chlorothalonil 720	chlorothalonil	Arysta	66330-362	12 hrs	2/3	9000	>2000	chloronitrile (M5)
Copper Sulfate	copper sulfate	ChemOne Ltd	56576-1	24 hrs	1/3	330	-	inorganic (M1)
Cueva	copper octanoate	Certis	67702-2-70051	4 hrs	1/3	>2000	>2000	inorganic (M1)
Cuprofix Ultra 40 Dispers	basic copper sulfate	UnitedPhosphorus	70506-201	48 hrs	1/3	300-960	>2000	inorganic (M1)
Dithane M-45	mancozeb	DowAgrosciences	62719-387	24 hrs	1/3	>5000	>5000	dithiocarbamate (M3)
Eagle	myclobutamil	DowAgrosciences	62719-463	24 hrs	2/2	3749	>2000	triazole (3)
Echo 720	chlorothalonil	Sipcam Agro	60063-7	12 hrs	2/3	3260	>2000	chloronitrile (M5)
Elevate	fenhexamid	Arysta	66330-35	12 hrs	3/3	>2000	>2000	hydroxylanilide (17)
Elite 45DF	tebuconazole	Bayer CropScience	264-749	12 hrs	1/2	2593-4865	>2000	triazole (3)
Endura	boscalid	BASF	7969-197	12 hrs	1/2	>2000	>2000	pyridine-carboxamide -7)
Equus 500 ZN	chlorothalonil	Makhteshim Agan	66222-150	12 hrs	2/3	3750	>2000	chloronitrile (M5)

**Record Keeping Requirements for Production Chemicals — FUNGICIDES/BACTERICIDES (continued)**

Equus 720 SST	chlorothalonil	Makhteshim Agan	66222-154	12 hrs	2/3	>5000	>5000	chloronitrile (M5)
Equus DF	chlorothalonil	Makhteshim Agan	66222-149	12 hrs	2/3	>5000	>2000	chloronitrile (M5)
Ferbam Granuflor	ferbam	Tamino, Inc.	45728-7	24 hrs	3/2	>5000	>4000	dithiocarbamate (M3)
FireLine 17 WP	oxytetracycline hydrochloride	Agrosource	80990-1	12 hrs	2/3	6646	>2000	tetracycline antibiotic (41)
Flint	trifloxystrobin	Bayer CropScience	264-777	12 hrs	2/3	>5050	>2000	oximino acetate (11)
Fontelis	penhiopyrad	DuPont	352-834	12 hrs	-/-	>5000	>5000	pyridine-carboxamide (7)
Forum	dimethomorph	BASF	241-427	12 hrs	2/2	500-2000	>4000	cinnamic acid amides (40)
Fosphite	potassium salts	JH Biotech	68573-2	4 hrs	3/1	-	-	not classified
Fungi-phite	potassium salts	Plant Protectants	83472-110163	4 hrs	3/1	-	>300	not classified
Gavel	mancozeb+zoxamide	Gowan	10163-6414	48 hrs	1/3	>5000	>5000	dithiocarbamate/toluamide (M3 & 22)
Gem	trifloxystrobin	Bayer CropScience	264-781	12 hrs	2/3	>5050	>2000	oximino acetate (11)
Indar 2F	fenbuconazole	DowAgrosciences	62719-416	12 hrs	1/3	>5000	>5000	triazole (3)
Inspire Super	difenoconazole+cyprodinil	Syngenta	100-1317	12 hrs	1/3	5000	>5000	triazole/anilinopyrimidine (3 & 9)
Inspire Super MP	difenoconazole	Syngenta	100-1262	12 hrs	1/3	3129	>2000	triazole (3)
Iprodione 4L AG Flowable	iprodione	Arysta	66330-297	24-48 hrs	3/3	>2000	>1000	dicarboximide (2)
JMS Sylet Oil	paraffinic oil	JMS Flower Farms	65564-1	4 hrs	-/-	>5000	>5000	not classified
Kocide 101	copper hydroxide	DuPont	352-681	24 hrs	1/3	833	>5000	inorganic (M1)
Koverall	mancozeb	Chemnova	67760-110	24 hrs	1/3	>5000	>5000	dithiocarbamate (M3)
Kumulus DF	sulfur	Arysta	51036-352-66330	24 hrs	1/1	>2200	>2000	inorganic (M2)
Lime Sulfur Solutions	lime sulfur	Miller	66196-2-72	48 hrs	-/-	820	>2000	inorganic (M2)
Luna Experience	fluopyram+tebuconazole	Bayer CropScience	264-1091	12 hrs-10 days	-/-	>2000	>2000	pyridine-carboxamide/triazole (7 & 3)
Luna Privilege	fluopyram	Bayer CropScience	264-1078	12 hrs	-/-	>2000	2000	pyridine-carboxamide (7)
Luna Sensation	fluopyram+trifloxystrobin	Bayer CropScience	264-1090	12 hrs	-/-	2000	>2000	pyridine-carboxamide/methoxy-carbamates (7 & 11)
Luna Tranquility	fluopyram+pyrimethanil	Bayer CropScience	264-1085	12 hrs	-/-	>2000	>2000	pyridine-carboxamide/anilinopyrimidine (7 & 9)
MagnaBon CS 2005	copper sulfate pentahydrate	Magna-Bon II	66675-3	48 hrs	1/3	-	-	inorganic (M1)
Maneb 75 DF	maneb	United Phosphorus	70506-186	24 hrs	1/3	>5000	>2000	dithiocarbamate (M3)
ManKocide	mancozeb+copper hydroxide	DuPont	352-690	48 hrs	1/3	2535	>5000	dithiocarbamate/inorganic (M3 & M1)
MasterCop	copper sulfate	Makhteshim Agan	55272-18-66222	48 hrs	1/3	>1030	>5050	inorganic (M1)
Merivon	fluxapyroxad+pyraclostrobin	BASF	7969-310	12 hrs	1/3	300-500	>5000	pyridine-carboxamide/methoxy-carbamates (7 & 11)
Mertect 340-F	thiabendazole	Syngenta	100-889	12 hrs	1/3	>5000	>5050	benzimidazole (1)
Messenger Gold	harpin protein	Plant Health Care	71771-3	4 hrs	2/3	>5050	>5050	NC
MetaStar 2E Ag	metalaxyl	Arysta	71532-5-66330	48 hrs	3/3	>669	>3100	acylalanine (4)
Mettle 125ME	tetraconazole	Isagro Spa	80289-8	12 hrs-7 days	2/1	4090-5000	>2000	triazole (3)
Microthiol Dispers	sulfur	United Phosphorus	70506-187	24 hrs	1/1	>2000	>2000	inorganic (M2)
Miller Sulfurfix	lime sulfur	Miller	66196-3-72	48 hrs	-/-	820	>2000	inorganic (M2)
Milstop	potassium bicarbonate	Bioworks	70870-1-68539	1 hr	3/1	2700	>5000	not classified
Mycoshield Ag Terramycin	oxytetracycline	NuFarm	55146-97	12 hrs	2/3	>5000	>2000	tetracycline antibiotic (41)
Nevado	iprodione	Makhteshim Agan	66222-144	24-48 hrs	3/3	>1170	>2000	dicarboximide (2)
Omega 500 F	fluzinam	Syngenta	71512-1-100	48 hrs-3 days	2/3	>5000	>2000	2,6-dinitro-anilines (29)
Optiva	<i>Bacillus subtilis</i>	Agraquest	69592-26	4 hrs	-/-	>5000	>5050	microbial (4)
Orbit	propiconazole	Syngenta	100-702	12 hrs	1/2	1310	>5000	triazole (3)
Orius	tebuconazole	Makhteshim Agan	264-749-66222	12 hrs	1/2	2593-4865	>2000	triazole (3)
Oxidate	hydrogen peroxide	Biosafe Systems	70299-2	SL	3/3	330	1410	NC

## Record Keeping Requirements for Production Chemicals — FUNGICIDES/BACTERICIDES (continued)

Trade Name	Common Name	Manufacturer	EPA Reg. #	REI <sup>1</sup>	Runoff/Leach Potential <sup>2</sup>	Oral LD50	Dermal LD50	Chem Group (FRAC Code) <sup>3</sup>
Penncozeb 75DF	mancozeb	United Phosphorus	70506-185	24 hrs	1/3	>5000	>2000	dithiocarbamate (M3)
Penncozeb 80WP	mancozeb	United Phosphorus	70506-183	24 hrs	1/3	>5000	>2000	dithiocarbamate (M3)
Phostrol	phosphorous acid	NuFarm	55146-83	4 hrs	3/1	>5000	>5000	phosphonate (33)
PlantShield	<i>Trichoderma harzianum</i>	Bioworks	68539-4	4 hrs	2/3	-	-	NC
Polyram 80DF	metiram	Loveland	7969-105-34704	24 hrs	2/3	>5000	>2000	dithiocarbamate (M3)
Presidio	fluopicolide	Valent	59639-140	12 hrs	2/1	>2000	>4000	pyridinylmethyl-benzamide (43)
Pristine	boscalid+pyraclostrobin	BASF	7969-199	12 hrs-5 days	1/2	1490	>2000	pyridine-carboxamide/methoxy-carbamate (7 & 11)
Procure 480SC	triflumizole	Chemtura	400-518	12 hrs	3/2	>1420	>5000	imidazole (3)
ProPhyt	potassium salts	Helena	42519-22-5905	4 hrs	3/1	>5000	>4000	phosphonate (33)
PropiMax	propiconazole	DowAgrosciences	62719-346	12 hrs	1/2	-	-	triazole (3)
Purespray Green	petroleum distillates	Petro-Canada	69526-9	4 hrs	-/-	>5000	>2000	NC
Quadris Top	azoxystrobin + difenoconazole	Syngenta	100-1313	12 hrs	1/3	>5000	>2000	methoxy-acrylates/triazole (11 & 3)
Quali-pro Chlorothalonil DF	chlorothalonil	Makhteshim Agan	66222-149	12 hrs	2/3	-	-	chloronitrile (M5)
Quash 50WDG	metconazole	Valent	59639-147	12 hrs	1/2	1750	>5000	triazole (3)
Quilt Xcel	propiconazole+ azoxystrobin	Syngenta	100-1324	12 hrs	1/2	1030	>5000	triazole/methoxy-acrylates (3 & 11)
Quintec	quinoxifen	DowAgrosciences	62719-375	12 hrs	1/3	>2000	>2000	quinoline (13)
Rampart	potassium salts	Loveland	34704-924	4 hrs	3/1	-	-	not classified
Ranman	cyazofamid	FMC	71512-3-279	12 hrs	2/3	>5000	>2000	ciano-imidazole (21)
Reason 500SC	fenamidone	Bayer CropScience	264-695	12 hrs	3/3	>5000	>5000	imidazolinones (11)
Revus	mandipropamid	Syngenta	100-1254	4 hrs	-/-	>5000	>5000	mandelic acid amides (40)
Ridomil Gold EC	metalaxyl-M	Syngenta	100-801	48 hrs	3/3	1172	>2020	acetylalanine (4)
Ridomil Gold MZ	mefenoxam/mancozeb	Syngenta	100-1269	48 hrs	1/3	>2000	>2000	acetylalanine/dithiocarbamate (4 & M3)
Ridomil Gold/Copper	metalaxyl-M/copper	Syngenta	100-804	48 hrs	1/3	550	>2020	acetylalanine/morganic (4 & M1)
Ridomil Gold GR	metalaxyl-M	Syngenta	100-798	48 hrs	3/3	>5000	>2000	acetylalanine (4)
Rootshield	<i>Trichoderma harzianum</i>	Bioworks	68539-3	NA	2/3	-	-	NC
RootShield PLUS WP	<i>Trichoderma harzianum</i> + <i>Trichoderma virens</i>	Bioworks	68539-9	4 hrs	-/-	-	-	NC
Rovral 4F	iprodione	Bayer CropScience	264-482	24-48 hrs	3/3	1170	>2000	dicarboximide (2)
Saf-T-Side	petroleum distillates	Lawn & Garden Products	48813-1-54705	4 hrs	-/-	>5000	>2000	NC
Scala	pyrimethanil	Bayer CropScience	264-788	12-24 hrs	3/2	4505-5000	>5000	anilinoimidazole (9)
Scholar	fludioxonil	Syngenta	100-969	NA	1/3	>5050	>2020	phenylpyrrole (12)
Serenade Max	<i>Bacillus subtilis</i>	Agraquest	69592-11	4 hrs	2/3	>2000	>2000	microbial (44)
Sil-Matrix	potassium silicate	PQCorporation	82100-1	4 hrs	-/-	1500-3200	-	not classified
Sonata	<i>Bacillus pumilus</i>	Agraquest	69592-13	4 hrs	2/3	>5000	>5050	microbial (44)

## Record Keeping Requirements for Production Chemicals — FUNGICIDES/BACTERICIDES (continued)

Sovran	kresoxim-methyl	BASF	7969-154	12 hrs	3/3	>5000	>2000	oximino acetate (11)
Switch	cyprodinil+fludioxonil	Syngenta	100-953	12 hrs	1/3	>5000	>2000	anilino-pyrimidine/phenylpyrrole (9 & 12)
Syllit FL	dodine	Agriphar S.A.	55260-6	48 hrs	2/3	>5000	>2000	guanidine (M7)
Tanos	famoxadone/cymoxanil	DuPont	352-604	12 hrs	2/3	>5000	>2000	oxazolidine-dione/cyanoacetamide-oxime (11 & 27)
Tebuconazole 45DF	tebuconazole	United Phosphorus	70506-113	12 hrs-5 days	1/2	>2000	>2000	triazole (3)
Thiophanate Methyl	thiophanate-methyl	Makhteshim Agan	66222-145	1-2 days	2/3	>5000	>2000	thiophanate (1)
Thiram Granuflo	thiram	Tamino, Inc.	45728-21	24 hrs	3/3	2400	>2000	dithiocarbamate (M3)
Topaz	propiconazole	Winfield Solutions	42750-211-1381	4 hrs	3/1	-	-	not classified
Topguard	flutriafol	Cheminova	67760-75	12 hrs	1/2	>2000	>2000	triazoles (3)
Topsin-M 70WP	thiophanate-methyl	United Phosphorus	73545-11-70506	24-48 hrs	2/3	>5000	>2000	thiophanate (1)
Torino	cyflufenamid	Gowan	8033-103-10163	4 hrs	-/-	>2000	>2000	phenyl-acetamide (U6)
Trilogy	neem oil	Certis USA	70051-2	4 hrs	-/-	>5000	-	NC
Vanguard WG	cyprodinil	Syngenta	100-828	12 hrs	1/3	>5000	>2000	anilino-pyrimidine (9)
Vintage	fenarimol	Gowan	10163-275	24 hrs	2/1	>2000	>4000	pyrimidine (3)
Viticide	triflumizole	Chemtura	400-518	12 hrs	3/2	>1420	>5000	imidazoles (3)
Vivando	metrafenone	BASF	7969-284	12 hrs	1/3	>5000	>5000	benzophenone (U8)
Zapro	ametoctradin + dimethomorph	BASF	7969-302	12 hrs	-/-	-	-	triazolo-pyrimidylamine/cinnamic acid amides (45 & 40)
Ziram 76DF	ziram	United Phosphorus	70506-173	48 hrs	3/2	1889	>5000	dithiocarbamate (M3)
Ziram Granuflo	ziram	Tamino, Inc.	45728-12	48 hrs	3/2	478	>2000	dithiocarbamate (M3)

\*=Restricted use pesticide.

NA=not applicable.

REI=restricted entry interval. SL=see label. Some REIs vary by crop, always check the label.

<sup>1</sup>1=high, 2=intermediate, 3=low. These leaching/runoff potential ratings are from the USDA-Natural Resources Conservation Service WIN-PST Pesticide Properties database: [www.wsi.nrcs.usda.gov/products/W2Q/pest/pest\\_mgt.htm](http://www.wsi.nrcs.usda.gov/products/W2Q/pest/pest_mgt.htm)

<sup>3</sup>Chemical group and Fungicide Resistance Action Committee codes taken from [frac.info](http://frac.info). NC=not classified.

# Record Keeping Requirements for Production Chemicals

## HERBICIDES

Trade Name	Common Name	Manufacturer	EPA Reg.#	REI <sup>1</sup>	Runoff/ Leach Potential <sup>2</sup>	Oral LD50	Dermal LD50	Chem Group (HRAC code) <sup>3</sup>
Aim 2.0EC	carfentrazone	FMC	279-3241	12 hrs	3/3	4077	>4000	triazolinone (E (14))
Callisto	mesotrione	Syngenta	100-1131	12 hrs	3/3	>5000	>5000	triketone (F1 (27) )
Casoron 1.4CS	dichlobenil	Chemtura	400-541	12 hrs	2/2	>5000	>5000	nitrile (L (20))
Casoron 4G	dichlobenil	Chemtura	400-168	12 hrs	2/2	>5000	>2000	nitrile (L (20))
Chateau 51SW	flumioxazin	Valent	59639-99	12 hrs	2/3	-	-	N-phenylphthalimide (E (14))
Devrinol 50DF	napropamide	United Phosphorus	70506-36	24 hrs	2/2	>5000	>5000	acetamide (K3 (15))
Evital 5G	norflurazon	Amvac	5481-506	12 hrs	2/2	>5000	>2000	pyridazinone (F1 (12))
Formula 40	2,4-D	Nufarm	228-357	48 hrs	3/1	866-1058	>2000	phenoxy-carboxylic-acid (O (4))
Fusilade DX	fluzifop-P	Syngenta	100-1070	12 hrs	2/3	>5000	>2000	aryloxyphenoxy-propionate (A (1))
Gallery 75DF	isoxaben	Dow Agrosciences	62719-145	12 hrs	1/3	>5000	>5000	benzamide (L (21))
Goal 2XL	oxyfluorfen	Dow Agrosciences	62719-424	24-48 hrs	2/3	2985	>2000	diphenylether (E (14))
Goal Tender 4SC	oxyfluorfen	Dow Agrosciences	62719-447	24 hrs	2/3	>5000	>5000	diphenylether (E (14))
*Gramoxone SL	paraquat	Syngenta	100-1217	24 hrs	1/3	1098	>2000	bipyridylum (D (22))
Karmex 80DF	diuron	DuPont	352-692	12 hrs	2/2	>5000	>5000	urea (C2 (7))
*Kerb 3.3SC	pronamide	DowAgrosciences	62719-578	24 hrs	2/1	>5000	>5000	benzamide (K1 (3))
Matrix SG	rimsulfuron	DuPont	352-768	4 hrs	3/2	>5000	>5000	sulfonyleurea (B (2))
Poast	sethoxydim	BASF	7969-58	12 hrs	3/3	4285-5000	>4000	cyclohexanedione (A (1))
Princep 90WDG	simazine	Syngenta	100-603	12 hrs	2/1	>5000	>2000	triazine (C1 (5))
Princep 4L	simazine	Syngenta	100-526	12 hrs	2/1	>5000	>5050	triazine (C1 (5))
Prowl 3.3EC	pendimethalin	BASF	241-337	24 hrs	1/3	3956	>2000	dinitroaniline (K1 (3))
Prowl H2O 3.8	pendimethalin	BASF	241-418	SL	1/3	>5000	>5000	dinitroaniline (K1 (3))
Rely 280	glufosinate	Bayer CropScience	264-829	12 hrs	3/3	300-2000	800-1400	phosphinic acid (H (10))
Roundup	glyphosate	Monsanto	524-445	12 hrs	1/3	>5000	>5000	glycine (G (9))
Roundup Pro	glyphosate	Monsanto	524-475	4 hrs	1/3	5108	>5000	glycine (G (9))
Select Max 0.97	clethodim	Valent	59639-132	24 hrs	3/3	>5000	>5000	cyclohexanedione (A (1))
Sinbar 80WDG	terbacil	TKI	61842-27	12 hrs	2/1	500-2784	>5000	uracil (C1 (5))
Sollicam 80DF	norflurazon	Syngenta	100-849	12 hrs	2/2	1140	>2000	pyridazinone (F1 (12))
Spartan 4F	sulfentrazone	FMC	279-3220	12 hrs	2/1	2084	>2000	triazolinone (E (14))
Starane Ultra	fluroxypyr	Dow Agrosciences	62719-577	24 hrs	3/2	>5000	>5000	pyridine carboxylic acid (O (4))
Surflan AS	oryzalin	United Phosphorus	70506-43	24 hrs	3/3	12600	>10000	dinitroaniline (K1 (3))
Stinger	clopyralid	Dow Agrosciences	62719-73	12 hrs	3/1	>5000	>5000	pyridine carboxylic acid (O (4))
Touchdown HiTech	glyphosate	Syngenta	100-1182	12 hrs	1/3	>5000	>5000	glycine (G (9))
Trevirix	saflufenacil	BASF	7969-276	12 hrs	-/-	>2000	>2000	pyrimidindione (E (14))
Trellis 75WG	isoxaben	Dow Agrosciences	62719-580	12 hrs	1/3	>5000	>5000	benzamide (L (21))
Ultra Blazer	acifluorfen	United Phosphorus	70506-60	48 hrs	3/2	2020	>2000	diphenylether (E (14))
Velpar L	hexazinone	DuPont	352-392	48 hrs	2/1	4120	>5000	triazinone (C1 (5))
Venue	pyraflufen	Nichino	71711-25	12 hrs	2/3	>5000	>2000	phenylpyrazole (E (14))
Weedar 64	2,4-D	Nufarm	71368-1	48 hrs	3/2	1030	>5000	phenoxy-carboxylic-acid (O (4))

\*=Restricted use pesticide.

<sup>1</sup>REI=restricted entry interval. SL=see label. Some REIs vary by crop, always check the label.

<sup>2</sup>1=high, 2=intermediate, 3=low. These leaching/runoff potential ratings are from the USDA-Natural Resources Conservation Service WIN-PST Pesticide Properties database: [www.wsi.nrcs.usda.gov/products/W20Q/pest/pest\\_mgt.html](http://www.wsi.nrcs.usda.gov/products/W20Q/pest/pest_mgt.html).

<sup>3</sup>Chemical group and Fungicide Resistance Action Committee codes taken from [www.hracglobal.com](http://www.hracglobal.com).

# Record Keeping Requirements for Production Chemicals

## INSECTICIDES/MITICIDES

Trade Name	Common Name	Manufacturer	EPA Reg #	REI <sup>1</sup>	Runoff/ Leach Potential <sup>2</sup>	Oral LD50	Dermal LD50	Chem Group (IRAC Code) <sup>3</sup>
Acramite 50WS	bifenazate	Chemtura	400-503	12 hrs-5 days	2/3	>5000	>5000	unknown (UN)
Actara 25WG	thiamethoxam	Syngenta	100-938	12 hrs	2/1	>5000	>2000	neonicotinoid (4A)
Admire Flex 4	imidacloprid	Bayer CropScience	264-783	12 hrs	-/-	4070-4690	>5050	neonicotinoid (4A)
*Agri-Mek 0.15	avermectin B1	Syngenta	100-898	12 hrs-4 days	2/3	300	>1800	avermectin (6)
EC Altacor 35WG	chlorantraniliprole	DuPont	352-730	4 hrs	-/-	>5000	>5000	diamide (28)
*Ambush 25WP	permethrin	Amvac	5481-502	12 hrs	2/3	>2000	>2000	pyrethroid -3A)
Apollo SC	clofentezine	Makhteshim Agan	66222-47	12 hrs	1/3	>5000	>2400	growth inhibitor (10A)
*Asana XL	esfenvalerate	DuPont	352-515	12 hrs	2/3	458	>2000	pyrethroid (3A)
Assail 70WP	acetamiprid	United Phosphorus	8033-23-70506	12 hrs	3/2	1064	>2000	neonicotinoid (4A)
Avant 30WG	indoxacarb	DuPont	352-597	12 hrs	1/3	687-1867	>5000	channel blocker (22A)
Aza-Direct	azadirachtin	Gowan	71908-1-10163	4 hrs	2/1	>5000	>2000	unknown (UN)
*Battalion 0.2EC	deltamethrin	Arysta LifeScience	264-1007-66330	12 hrs	1/3	416-445	>2000	pyrethroid (3A)
*Baythroid XL	cyfluthrin	Bayer CropScience	264-840	12 hrs	2/3	647-695	>2000	pyrethroid (3A)
Belay	clothianidin	Valent	59639-150	12 hrs	2/1	3044	>5000	neonicotinoid (4A)
Beleaf 50SG	flonicamid	FMC	71512-10-279	12 hrs	3/3	>2000	>2000	feeding blocker (9C)
Belt 4SC	flubenbutamide	Bayer CropScience	264-1025	12 hrs	-/-	>2000	>4000	diamide (28)
Biobit HPWP	<i>Bt var. kurstaki</i>	Valent	73049-54	4 hrs	1/3	>5000	>2500	disruptor of insect midgut membranes - 11)
*Brigade WSB	bifenthrin	FMC	279-3108	12 hrs	2/3	335	>2000	pyrethroid (3A)
Calypso	thiacloprid	Bayer CropScience	264-806	12 hrs	2/3	300-500	>4000	neonicotinoid (4A)
*Capture LFR	bifenthrin	FMC	279-3802	12 hrs	2/3	175	>5000	pyrethroid (3A)
Carbaryl 4L	carbaryl	Loveland	34704-447	12 hrs-6 days	3/3	699	>4000	carbamate -1A)
Carbaryl 80	carbaryl	Drexel	19713-50	12 hrs	3/3	281	>2000	carbamate -1A)
Centaur WDG	buprofezin	Nichino	71711-21	12 hrs	2/3	>5000	>2000	chitin biosynthesis inhibitor (16)
Clutch 50WDG	clothianidin	Valent	59639-152	12 hrs	2/1	3900-4700	>5000	neonicotinoid (4A)
Confirm 2F	tebufenozide	DowAgrosciences	62719-420	4 hrs	2/1	>5000	>5000	diacylhydrazine (18)
*Danitol 2-4EC	fenpropathrin	Valent	59639-35	24 hrs	2/3	-	-	pyrethroid (3A)
Delegate 25WG	spinetoram	Dow Agrosciences	62719-541	4 hrs	-/-	>5000	>5000	spinosyn (5)
Deliver	<i>Bt kurstaki</i>	Certis	70051-69	4 hrs	1/3	>5000	-	disruptor of insect midgut membranes (11)
*Diazinon AG600	diazinon	Loveland	66222-103-34704	3-5 days	1/3	1600	>2020	organophosphate (1B)
*Diazinon 50W	diazinon	Makhteshim Agan	66222-10	3-5 days	1/3	1960	>2020	organophosphate (1B)
Entrust	spinosad	DowAgrosciences	62719-282	4 hrs	3/3	>5000	>2000	spinosyn (5)
Envidor 2SC	spirodiclofen	Bayer CropScience	264-831	12 hrs	2/3	>2000	>4000	tetronic & tetramic acid derivative (23)
Esteem 35WP	pyriproxyfen	Valent	59639-115	12 hrs	2/3	>5000	>5000	juvenile hormone mimic (7C)
Evergreen	pyrethrin + piperonyl butoxide	MGK	1021-1770	12 hrs	2/3	>3129	>5000	pyrethroid (3A)
GF-120 NF	spinosad	DowAgrosciences	62719-498	4 hrs	3/3	>5000	>5000	spinosyn (5)
*Guthion Solupak	azinphos-methyl	Makhteshim Agan	66222-162	7-15 days	2/3	12.3-24.7	>2000	organophosphate (1B)
Imidan 70WP	phosmet	Gowan	10163-169	3-7 days	3/3	258-275	>2000	organophosphate (1B)
Intrepid 2F	methoxyfenozide	DowAgrosciences	62719-442	4 hrs	2/1	>5000	>2000	diacylhydrazine (18)
Javelin WG	<i>Bt kurstaki</i>	Certis	70051-66	4 hrs	1/3	>5100	>5000	disruptor of insect midgut membranes (11)
Kanemite 15SC	acquinocyl	Arysta LifeScience	66330-38	12 hrs	2/3	>5000	>2000	electron transport inhibitors (20B)
*Lannate 90 SP	methomyl	DuPont	352-342	2-7 days	3/1	32	>2000	carbamate (1A)



## Record Keeping Requirements for Production Chemicals — INSECTICIDES (continued)

Trade Name	Common Name	Manufacturer	EPA Reg #	REI <sup>1</sup>	Runoff/ Leach Potential <sup>2</sup>	Oral LD50	Dermal LD50	Chem Group (IRAC Code) <sup>3</sup>
*Lannate 2.4 IV	methomyl	DuPont	352-384	2-7 days	3/1	49-89	>2000	carbamate (1A)
*Leverage 2.7F	cyfluthrin + imidacloprid	Bayer CropScience	264-770	12 hrs	2/1	200	>5000	pyrethroid & neonicotinoid (3 & 4A)
*Lorsban 50W WSP	chlorpyrifos	Dow AgroSciences	62719-221	NA	2/3	382	>2000	organophosphate -1B
*Lorsban 4 EC	chlorpyrifos	Dow AgroSciences	62719-220	1-4 days	2/3	300	>2000	organophosphate (1B)
Lorsban 75WG	chlorpyrifos	Dow AgroSciences	62719-301	1-4 days	2/3	>500	>5000	organophosphate -1B
Malathion 8 Flowable	malathion	Gowan	10163-21	12-72 hrs	3/3	5400-5700	>2000	organophosphate -1B
Malathion 57EC	malathion	Loveland	34704-108	12-72 hrs	3/3	550	>2000	organophosphate (1B)
M-Pede	fatty acids	Dow AgroSciences	62719-515	12 hrs	-/-	-	-	-
Movento 2F	spirotetramat	Bayer CropScience	264-1050	24 hrs	-/-	>2000	>4000	tetronic acid derivative (23)
Neemix 4.5	azadirachtin	Certis	70051-9	4 hrs	2/1	-	-	unknown (UN)
Nexter	pyridaben	Gowan	81880-4-10163	12 hrs	1/3	1930	>2000	METI acaricide (21A)
Oberon	spiromesifen	Bayer CropScience	264-719	12 hrs	2/3	>2000	>4000	tetronic acid derivative (23)
Platinum	thiamethoxam	Syngenta	100-939	12 hrs	2/1	>5000	>2000	neonicotinoid (4A)
Portal 5EC	fenpyroximate	Nichino	71711-19	12 hrs	1/3	810-1004	>5000	METI acaricide (21A)
*Pounce 3.2 EC	permethrin	Helena	279-3014-5905	12 hrs	2/3	1030	>2000	pyrethroid (3A)
Provado	imidacloprid	Bayer CropScience	264-763	12 hrs	2/1	4143-4870	>2000	neonicotinoid (4A)
*Proaxis 0.5CS	gamma-cyhalothrin	Pytech Chemicals	74921-3	24 hrs	1/3	>2500	>5000	pyrethroid (3A)
Pyganic	pyrethrins	MGK	1021-1771	12 hrs	2/3	-	-	pyrethroid (3A)
Rimol	novaluron	Chemtura	66222-35-400	12 hrs	1/3	3914-5000	2000-8000	benzoylurea (15)
Savey 50DF	hexythiazox	Gowan	10163-250	12 hrs	2/3	>5000	>5000	mite growth inhibitor (10A)
Sevin 80 Solupak	carbaryl	Bayer CropScience	264-316	12 hrs	3/3	203-406	>5000	carbamate (1A)
Sevin XLR Plus	carbaryl	Bayer CropScience	264-333	12 hrs-6 days	3/3	699	>4000	carbamate (1A)
Sevin 4F	carbaryl	Bayer CropScience	264-349	12 hrs-6 days	3/3	699	>4000	carbamate (1A)
Spinfor 25C	spinosad	Dow AgroSciences	62719-294	4 hrs	3/3	>5000	>5000	spinosyn (5)
Sulfotrix	calcium	Miller	66196-3-72	48 hrs	-/-	820	2000	-
Surround WP	olysulfide kaolin	TKI	61842-18	4 hrs	2/3	>5000	-	-
*Thionex	endosulfan	Makhteshim Agan	66222-63	6-10 days	1/3	45	256	cyclodiene organochlorine (2A)
*Thionex 50W	endosulfan	Makhteshim Agan	66222-62	12-22 days	1/3	41	>2000	cyclodiene organochlorine (2A)
*Vendex 50WP	fenbutatin-oxide	United Phosphorus	70506-211	48 hrs	1/3	>5000	>2000	organotin miticide (12B)
Venom	dinotefuran	Valent	59639-135	12 hrs	2/1	>5000	>5000	neonicotinoid (4A)
Voliam Flexi 40WDG	thiamethoxam + chlorantraniliprole	Syngenta	100-1319	12 hrs	2/1	>5000	>5000	neonicotinoid (4A & 28)
*Vydate L	oxamyl	DuPont	352-372	48 hrs	3/3	9-10	>5000	carbamate (1A)
*Warrior	lambda-cyhalothrin	Syngenta	100-1112	24 hrs	2/3	351	>2000	pyrethroid (3)
Zeal	etoxazole	Valent	59639-138	12 hrs	2/3	>5000	>5000	mite growth inhibitor (10B)

\*=Restricted use pesticide.

<sup>1</sup>REI=restricted entry interval. SL=see label. Some REIs vary by crop, always check the label.

<sup>2</sup>1=high, 2=intermediate, 3=low. These leaching/runoff potential ratings are from the USDA-Natural Resources Conservation Service WIN-PST Pesticide Properties database: [www.wsi.nrcs.usda.gov/products/W2Q/pest/pest\\_mgt.html](http://www.wsi.nrcs.usda.gov/products/W2Q/pest/pest_mgt.html).

<sup>3</sup>Chemical group and Insecticide Resistance Action Committee codes taken from [www.irac-online.org](http://www.irac-online.org).

## PLANT GROWTH REGULATORS

Trade Name	Common Name	Manufacturer	EPA Reg #	REI <sup>1</sup>	Runoff/ Leach Potential <sup>2</sup>	Oral LD50	Dermal LD50	Chem Group
Apogee	prohexadione-Ca	BASF	7969-188	12 hrs	3/2	>5000	>2000	unclassified
Amid-Thin-W	NAD	Amvac	5481-426	48 hrs	3/2	>10000	>5000	auxin
Ethrel	ethephon	Bayer CropScience	264-267	48 hrs	2/3	>5000	>2000	ethylene releaser
Fruitone N	NAD	Amvac	5481-427	48 hrs	3/2	>10000	>5000	auxin
MaxCel	6-benzyladenine	Valent	73049-407	12 hrs	2/2	>5000	>5000	cytokinin
Pro-Gibb	gibberellic acid (GA3)	Valent	73049-15	12 hrs	3/3	>5000	>2000	gibberellin
Promalin	6BA+GA4+7	Valent	73049-41	4 hrs	2/2	>5050	>5050	cytokinin+gibberellin
ReTain	AVG	Valent	73049-45	12 hrs	2/3	>7000	>5000	ethylene inhibitor
Sucker Stopper	NAD	Lawn & Garden	5481-429-54705	12 hrs	3/3	5585	>5000	auxin

\*=Restricted use pesticide.

<sup>1</sup>REI=restricted entry interval. SL=see label. Some REIs vary by crop, always check the label.

<sup>2</sup>1=high, 2=intermediate, 3=low. These leaching/runoff potential ratings are from the USDA-Natural Resources Conservation Service WIN-PST Pesticide Properties database: [www.wsi.nrcs.usda.gov/products/W2Q/pest/pest\\_mgt.html](http://www.wsi.nrcs.usda.gov/products/W2Q/pest/pest_mgt.html).

## NEMATOCIDES

Trade Name	Common Name	Manufacturer	EPA Reg #	REI <sup>1</sup>	Runoff/Leach Potential <sup>2</sup>	Oral LD50	Dermal LD50	Chem Group
*Telone II	dichloropropene	Dow Agrosciences	62719-32	5 days	3/2	>110	>333	unclassified
*Telone C-17	dichloropropene + chloropicrin	Dow Agrosciences	62719-12	48 hrs-5 days	3/2	304-519	500	unclassified
*Telone C-35	dichloropropene + chloropicrin	Dow Agrosciences	62719-302	48 hrs-5 days	3/2	100-200	907-1000	unclassified
*Vapam HL	metam-sodium	Amvac	5481-468	48 hrs-14 days	3/2	812	>2020	unclassified
*Vydate L	oxamyl	DuPont	352-372	48 hrs	3/3	9-10	>5000	carbamate (1A)

\*=Restricted use pesticide.

<sup>1</sup>REI=restricted entry interval. SL=see label. Some REIs vary by crop, always check the label.

<sup>2</sup>1=high, 2=intermediate, 3=low. These leaching/runoff potential ratings are from the USDA-Natural Resources Conservation Service WIN-PST Pesticide Properties database: [www.wsi.nrcs.usda.gov/products/W2Q/pest/pest\\_mgt.html](http://www.wsi.nrcs.usda.gov/products/W2Q/pest/pest_mgt.html).



## Conversion Factors for Weights and Measures: Equivalents

	<b>Metric</b>	<b>U.S.</b>
<b>Length</b>	1 Millimeter	0.039 inch
	1 Centimeter (10 mm)	0.39 inch
	1 Meter (100 cm)	39.4 inch
	1 Kilometer (1,000 m)	0.62 mile
<b>Area</b>	1 Square Centimeter	0.155 square inch
	1 Square Meter	1.2 square yards
	1 Hectare (10,000 sq m)	2.47 acres
	1 Square Kilometer (100 ha)	247 acres
<b>Weight</b>	1 Gram	0.035 ounces
	1 Kilogram (1,000 g)	2.2 pounds
	1 Ton (metric) — 1,000 kg	1.1 tons (U.S.)
<b>Volume</b>	1 Milliliter	0.034 fluid ounces
	1 Liter (1,000 ml)	1.056 quarts
	1 Cubic Meter (1,000 l)	264.17 gallons (U.S.)
	<b>U.S.</b>	<b>Metric</b>
<b>Length</b>	1 Inch	2.54 centimeters
	1 Foot (12 in)	30.5 centimeters
	1 Yard (3 ft)	0.91 meters
	1 Mile (5,280 ft)	1.6 kilometers
<b>Area</b>	1 Square Inch	6.5 square centimeters
	1 Square Foot (1.44 sq in)	930 square centimeters
	1 Square Yard (9 sq ft)	0.84 square meters
	1 Acre (43,560 sq ft)	0.405 hectares
	1 Square Mile (640 acres)	259 hectares
<b>Weight</b>	1 Ounce	28.3 grams
	1 Pound (16 oz.)	0.454 kilograms
	1 Ton (U.S.) — 2,000 lb	0.907 tons (metric)
<b>Volume</b>	1 Tablespoon (3 teaspoons)	14.79 milliliters
	1 Fluid ounce (2 tablespoons)	29.6 milliliters
	1 Cup (8 fl oz)	0.237 liters
	1 Pint (2 cups)	0.473 liters
	1 Quart (4 cups)	0.946 liters
	1 Gallon (U.S.) — 4 qts	3.8 liters
	1 Cubic Foot	28.3 liters

**Metric Abbreviations:** mm=millimeter; cm=centimeter; m=meter; km=kilometer; ha=hectare; mg=milligram; g=gram; kg=kilogram; ml=milliliter; l=liter.



# Midwest Small Fruit & Grape Spray Guide 2014

This publication is one of a series of publications for fruit growers in the Midwest developed by the Midwest Fruit Workers Group. Other publications include the **Midwest Small Fruit Pest Management Handbook**, **Midwest Commercial Tree Fruit Spray Guide**, and **Midwest Tree Fruit Pest Management Handbook**. Contact your local Cooperative Extension office for information on these publications.

## Editors

Bruce Bordelon, Purdue University; Mike Ellis, Ohio State University; Rick Foster, Purdue University

## Contributors

### University of Arkansas

Entomology: Donn Johnson  
Horticulture: Elena Garcia

### University of Illinois

Horticulture: Mosbah Kushad, Elizabeth Wahle  
Entomology: Rick Weinzierl  
Plant Pathology: Mohammad Babadoost  
Weed Science: John Masiunas

### Iowa State University

Horticulture: Paul Domoto, Joseph Hannan  
Entomology: Donald Lewis  
Plant Pathology: Mark Gleason, Laura C.H. Jesse, Erika Saalau-Rojas

### Kansas State University

Horticulture: Cary Rivard  
Entomology: Raymond Cloyd  
Plant Pathology: Megan Kennelly

### University of Kentucky

Horticulture: John Strang, Shawn Wright  
Entomology: Ric Bessin  
Plant Pathology: Nicole Ward

### University of Missouri

Horticulture: Michelle Warmund  
Entomology: Bruce Barrett

### Missouri State University

Horticulture: John Avery, Martin Kaps  
Plant Pathology: Laszlo Kovacs  
Integrated Pest Management: Marciej Pszczolkowski

### University of Nebraska — Lincoln

Horticulture: Paul Read  
Entomology: Fred Baxendale  
Plant Pathology: Amy Timmerman  
Weed Science: Lowell Sandell

### Ohio State University

Horticulture: Imed Dami, Gary Gao  
Weed Science: Doug Doohan  
Entomology: Celeste Welty  
Plant Pathology: Mike Ellis

### Oklahoma State University

Entomology: Eric Rebek, Jackie Lee

### Purdue University

Horticulture: Bruce Bordelon  
Entomology: Rick Foster  
Plant Pathology: Janna Beckerman  
Weed Science: Steve Weller

### West Virginia University

Horticulture: John Jett  
Plant Pathology: MM (Mahfuz) Rahman  
Entomology: Daniel Frank

### University of Wisconsin

Plant Pathology: Patricia McManus  
Weed Science: Jed Colquhoun  
Entomology: Christelle Guedot

## Disclaimer

References to products in this publication are not intended to be an endorsement to the exclusion of others that may be similar. Any person using products listed in this publication assumes full responsibility for their use in accordance with current directions of the manufacturer.

## Non-Discrimination Statement

The U.S. Department of Agriculture (USDA) prohibits discrimination in all its programs and activities on the basis of race, color, national origin, age, disability, and where applicable, sex, marital status, familial status, parental status, religion, sexual orientation, genetic information, political beliefs, reprisal, or because all or part of an individual's income is derived from any public assistance program. (Not all prohibited bases apply to all programs.) Persons with disabilities who require alternative means for communication of program information (Braille, large print, audiotape, etc.) should contact USDA's TARGET Center at (202) 720-2600 (voice and TDD).

To file a complaint of discrimination, write USDA, Director, Office of Civil Rights, 1400 Independence Avenue, SW, Washington, DC 20250-9410 or call (800) 795-3272 or (202) 720-6382 (TDD).

USDA is an equal opportunity provider and employer.