


MIROBRIGA
INVENTORY



13 de Julho, 1986

Objectos no Museu Municipal, Santiago para exposição na Sala de Mirobriga

MIRO BRIGA

Missouri Portugal Project

Object Registry

Number	Locus	Date	Description	P	D	Comments
C-55			Coin, moedas			
C-56			Bronze coin			
C-57			Bronze coin do imperador Antoninus Pius, 156-158 A.D.			
BI-25			Objectos de osso			dois pedaços
BI-28			Needle			
BI-31			Die			
BI-32			Needle			fragmento
M-37			Objectos de metal			
M-40			Lead pendant / ornamento de chumbo			
M-64			Bronze? ring / anel de bronze			
M-65			Bronze nail / prego de bronze			
P102			Bronze ornament / ornamento de bronze			
P99			Fragmentos de fresco das Termas, Sala 14 (piscina)			
P24, P76, P115, P129			Dado			
P71, P72			Yellow panel with red			
			Yellow panel with red			
			Red with white splashes			

Bone B, Bone/Ivory BI, Coin C, Glass G, Metal M, Plaster P, Stone S, Terracotta T, Botanical Specimen BS, Geological Specimen GS, Zoological Specimen ZS, Miscellaneous Q

MIRO BRIGA

Missouri Portugal Project

Object Registry

Number	Locus	Date	Description	P	D	Comments
P86/87 P79/80/81			Frieze fragment Frieze (lozenge)			
S-19			Marble basin fragment (não das Termas) Entreguei - Jane Biers Recebi e conferi - <u>Maria B.</u> Santiago do Cacém, 13/7/1986			(Recipiente / break-frag. enumer. ^{to})

Bone

Bone

MIRO BRIGA 1982

Missouri Portugal Project

Object Registry

BIERS

Number	Locus	Date	Description	P	D	Comments
B-82	N23W14 LOCUS: 4 BASKET: 19	7/20	60 BONE FRAGS (DOG?)			
B-83	W. Bath S. Service Area 003 5	7/19	2 BONE FRAGS			
B-84	N23W14 8 18	7/19	6 BONE FRAGS 1 TOOTH (7 TOTAL FRAGS)			
B-85	W. Bath S. Service Area 004 7	7/22	7 BONE FRAGS			
B-86	W. Bath S. Service Area 005 8	7/22	10 BONE FRAGS			
[B-87 CAEIRO]						
B-88 (B-88)	W. Bath S. Service Area LOCUS: 003 BASKET: 13	7/25	51 BONE FRAGS			
B-89	W. BATH Room 5 HYPOCAUST	7/22	1 BONE FRAGMENT			
B-90	W. BATH S. Service Area LOCUS: 003 BASKET: 14	7/26	4 BONE FRAGS →			Above the fall
B-91	W. BATH W. COURT YARD LOCUS: 004 BASKET: 25	7/21	1 TOOTH			

Bone B, Bone/Ivory BI, Coin C, Glass G, Metal M, Plaster P, Stone S, Terracotta T,
Botanical Specimen BS, Geological Specimen GS, Zoological Specimen ZS, Miscellaneous Q

BIERS

Number	Locus	Date	Description	P	D	Comments
B-92	W. BATH NW COURT YARD LOCUS:002 BASKET: 7	7/31	3 BONE FRAGS			
B-93	W. BATH S. SERVICE AREA LOCUS:005 BASKET 21	7/30	1 BONE FRAG			
B-94	W. BATH NW. COURT YARD LOCUS:002 BASKET: 8	8/1	2 BONE FRAGS			

MIROBRIGA - 1982

Missouri Portugal Project

Object Registry

Bones

Biers

Number	Locus	Date	Description	P	D	Comments
	W. Baths Rm 2 004 Bark 4 "	Aug 3	5 joining frags.	SDNR		
	005 Bark 5	Aug 4	4 bone frags.	SDNR		
	E. Baths Rm 14 007 Bark 8	Aug 3	4 bone frags.	SDNR		
	W. Baths S Service Area 005 Bark 8	July 22	11 bone frags	SDNR		
	W. Baths NW Chyd 001 Bark 11 "	July 24?	3 bovine teeth	SDNR		
	002 Bark 7	July 27	1 bone			
	002 Bark 8	Aug 1 & 2	Bovine & other teeth & bones			SDNR
	008 Bark 18	July 19	6 bone frags			"

Bone B, Bone/Ivory BI, Coin C, Glass G, Metal M, Plaster P, Stone S, Terracotta T,
Botanical Specimen BS, Geological Specimen GS, Zoological Specimen ZS, Miscellaneous Q

Bones

MIRO BRIGA 1983

Missouri Portugal Project

Object Registry

Biers

Number	Locus	Date	Description	P	D	Comments
	005/36 EBR10 7/4	7/4	7 fragments of bone			SDNR
	7/4 EBR10 005/37	7/4	10 fragments unworked bone			SDNR
	East Bath Room 10 009 Bkt 24	6/27	4 fragments unworked bone			SDNR
	EB R 10 009 Bkt 25	6/28	7 pieces unworked bone			SDNR
	"009" Bkt 25	6/30	2 pieces unworked bone.			SDNR
	" "31 009 Bkt 40	7/5	7 pieces unworked bone			SDNR
	EBR10 009 Bkt 29	6/30	1 piece unworked bone			SDNR
	EBR10 012 Bkt 27	6/29	5 pieces unworked bone			SDNR
	EBR10 009 Bkt					

Bone B, Bone/Ivory BI, Coin C, Glass G, Metal M, Plaster P, Stone S, Terracotta T,
Botanical Specimen BS, Geological Specimen GS, Zoological Specimen ZS, Miscellaneous Q

Bones

MIRO BRIGA 1983

Missouri Portugal Project

Object Registry

BIERS

Number Locus Date Description P D Comments

NW of rm
3 btwn
spur walls
001
PB1 6/14 2 frags bone, 1 frag (partial) jaw SDNR

"
PB2 6/15 4 frags. bone SDNR

"
Locus 002
PB3 6/17 7 frags bone, 1 tooth SDNR

"
Locus 002
PB4 6/20 3 bone frags. SDNR

W. Baths
Rm 2
Sw. Corner
005 PB7 6/13 8 frags. bone SDNR

"
005
PB8 6/14 1 sm. bone frag. SDNR

"
007
PB10 6/16 1 bone frag. SDNR

"
007
PB9 6/15 1 lg. tooth SDNR

W. Bath Rd
N. of steps
at W. end
002
Bskt 2 VI/15 1 dozen bone chips SDNR

"
002
Bskt 3 VI/15 1 bone chip SDNR

Bones

MIRO BRIGA 1983

Missouri Portugal Project

Object Registry

Biers

Number	Locus	Date	Description	P	D	Comments
—	W. Bath Rd N. of steps at W. end 002 Bskt 5	VI/16	2 bone chips			SDNR
—	" 003 Bskt 7	VI/17	5 pieces bone			SDNR
—	E. Baths Rm. 10 002 33	7/11	7 bone frags. SDNR			throw

Bone B, Bone/Ivory BI, Coin C, Glass G, Metal M, Plaster P, Stone S, Terracotta T,
Botanical Specimen BS, Geological Specimen GS, Zoological Specimen ZS, Miscellaneous Q

Bones

MIROBRIGA 1983

Missouri Portugal Project

Object Registry

Biers

Number	Locus	Date	Description	P	D	Comments
-	W. Baths Road 002 Bank 5	VI/16	2 bone chips			SDNR
	003 Bank 7	VI/17	5 pieces bone			SDNR
	A. Baths Rm 10 004 Bank 33	VII/18	6 bones			
	E. Baths Rm 14 008 Bank 22	July 1	17 bone frags 3 teeth			SDNR
	E. Baths Rm 14 008 Bank 23	July 4	2 teeth 9 bone frags			SDNR SDNR
	E. Baths Rm 14 009 Bank 25	July 5	15 bones			SDNR
	E. Baths Rm 14 009 Bank 26	July 6	3 joining frags from jawbone with tooth			SDNR
	W. Baths Exterior SE 002 Bank 4	June 29	7 bone frags 1 tooth			SDNR
	Bank 5	June 30	24 bone frags, 6 teeth			SDNR

Bone B, Bone/Ivory BI, Coin C, Glass G, Metal M, Plaster P, Stone S, Terracotta T,
Botanical Specimen BS, Geological Specimen GS, Zoological Specimen ZS, Miscellaneous Q

Bones

MIROBRIGA 1983

Missouri Portugal Project

Object Registry

W. Baths, Exterior SE

Biers

Number	Locus	Date	Description	P	D	Comments
	003 Bark 7 10	July 4	23 bone frags 2 teeth			SDNR
	004 Bark 11	July 5	150 bone frags 21 larger bones 3 teeth			SDNR

Bone B, Bone/Ivory BI, Coin C, Glass G, Metal M, Plaster P, Stone S, Terracotta T,
Botanical Specimen BS, Geological Specimen GS, Zoological Specimen ZS, Miscellaneous Q

Bone

MIROBRIGA

Missouri Portugal Project

1984

Object Registry

E. Baths

BIRS

Number	Locus	Date	Description	P	D	Comments
1000	E. Baths Room 13 Drain BANK 28	June 8 th	unworked bone - 16 frags			SDNR
	SW Courtyard wall Locus 001 Bank 4	June 19	12 bones			
	" 002 Bank 5	June 20	10 bones, 3 bone chips, 1 tooth			
	" 003 Bank 7	June 22	14 bone frags, 1 tooth			
	" 004 Bank 8	June 22	1 bone, 15 frags			
	" Bank 9	June 25	9 frags.			
	Room 16 002 Bank 8	May 31	2 bone frags			
	002 Bank 9	June 1	1 bone			
	Room 14 008 Bank 2	June 25	7 bone frags, 1 jaw bone frag with tooth, 1 tooth			
	Room 14 -	June 25	9 bone frags, 1 jaw bone frag with teeth, 1 tooth			no basket us. Plaster level
	009 Bank 3	June 28	14 bone frags, 1 tooth, 1 shell frag			
	Bank 4	June 29	1 horn, 25 bone frags, 1 jaw bone frag with teeth, 1 oyster shell.			

Bone

MIRO BRIGA 1984

Missouri Portugal Project

Object Registry

West Baths

Biers

Number	Locus	Date	Description	P	D	Comments
-	N. of Rm 30 002 Bark 2	June 27	13 bone frags, 2 teeth.			SDNR
	NW of Room 3 003 Bark 4	June 28	2 bone frags.			
	Above water channel 001 Bark 1	June 13	> bone frags, 1 tooth			



Bone B, Bone/Ivory BI, Coin C, Glass G, Metal M, Plaster P, Stone S, Terracotta T,
Botanical Specimen BS, Geological Specimen GS, Zoological Specimen ZS, Miscellaneous Q

Worked Bone

Worked Bone

MIRO BRIGA 1983

Missouri Portugal Project

Object Registry

BIERS

Number	Locus	Date	Description	P	D	Comments
BI-25	E. Baths Rm. 10 009 40	7/5	1 lg. needle head \approx entire needle length 0.55 .55	/		
—	"	"	3 frags. needle or pin SDNR			
BI-26	EB Rm. 10 009 25a	6/28	bone pin w/ head + part of body preserved 0.040 in length	/		
BI-27	"	"	lg. needle head length 0.018	/		
—	"	"	7. pieces bone pin SDNR			
BI-28	E. Baths Rm. 12 002 4	7/6	1 sm. die w/ marks preserved 0.007 sq. (Ivory?)	/		Locus 002, 1983 renamed to equal 021, fill of domain 1984
BI-29	"	"	1 bone pin head + partial body length 0.020	/		
—	"	"	6 bone pin frags SDNR			
—	E. Baths Rm. 10 005 39	7/5	2 frags. bone pin SDNR			
—	" 009 26b	6/29	2 frags. bone pin SDNR			

Bone B, Bone/Ivory BI, Coin C, Glass G, Metal M, Plaster P, Stone S, Terracotta T,
Botanical Specimen BS, Geological Specimen GS, Zoological Specimen ZS, Miscellaneous Q

Worked Bone

MIRO BRIGA 1983

Missouri Portugal Project

Object Registry

BIERS

Number	Locus	Date	Description	P	D	Comments
—	E. Baths Rm. 10 012 27	6/29	1 frag. bone needle SDNR			

Bone B, Bone/Ivory BI, Coin C, Glass G, Metal M, Plaster P, Stone S, Terracotta T, Botanical Specimen BS, Geological Specimen GS, Zoological Specimen ZS, Miscellaneous Q

MIROBRIGA 1984

Missouri Portugal Project

Object Registry

Bone

Biers

Number	Locus	Date	Description	P D	Comments
BI-31	W. Bathu N. of Room 3 Box Back 4		Bone needle - P.L. 0.045 oval eyes, conical top		Modern pottery in Back 1 all thrown.
BI-32	E. Baths Room 12 Drain Back 28	June 84	Complete bone pin, L. 0.067 short shaft tapering to knob round knob with slightly pointed head.		

COINS

COINS

MIRO BRIGA 1982, 1983

Missouri Portugal Project

Object Registry

bronze or high copper alloy

BIERS

Number	Locus	Date	Description	P	D	Comments
C-35	W. Baths no locus no basket Rm. 4	7/22	1 bronze coin, sailing ship(?) on waves reverse very worn - wreath enclosing (?) design diameter: 2.2cm	X		found while cleaning walls of Piscina, Rm. 4
C-52	W. Baths Road Locus 002 Bsk. 3	6/15/83	Bronze coin Diam. 0.027 (before cleaning)			Under paving of road

Coins

MIRO BRIGA 1983

Missouri Portugal Project

Object Registry

Biers

Number	Locus	Date	Description	P	D	Comments
C-52	W. Baths Road 002 3	6/15	Bronze coin diam. 0.027 (before cleaning)	X		before cleaning obv. + rev.
L-53	E. B Rm. 12 002 7	7/7	Bronze coin diam. 0.024 (before cleaning)	/		
C-54	W. Baths Exterior, SE 004 9	7/4	Bronze coin diam. 0.026 (before cleaning)	/		

Bone B, Bone/Ivory BI, Coin C, Glass G, Metal M, Plaster P, Stone S, Terracotta T,
Botanical Specimen BS, Geological Specimen GS, Zoological Specimen ZS, Miscellaneous Q

MIROBRIGA


Missouri Portugal Project

1984

Object Registry

COIN

Biers

Number	Locus	Date	Description	P	D	Comments
C-55	E. Baths SW Courtyard Walk 003 Bark 7	June 22	Bronze coin (with silver wash) Obv. Radiate? head r. Rev. Standing figure to front, holding staff in l. hand, object .. in outstretched r. hand. Inscr. C P / N in field r. D. 0.02m. ↑ T? Beaded border	✓		head to left IV? in holder.
C-56	E. Baths SE. Trench Room 12 002 Bark 11	June 21	Bronze coin D. 0.03 W. ↑ Obv. Head of emperor r. Inscr. ANTONINVS PIVS P II Rev. Female standing l. holding cornucopias S C to left and right. Triangular object at left. Figure holds object in right hand.	✓		2nd extension trench 
C-57	E. Baths Rm 12	July 2	Bronze coin D. 0.02	✓		Found on floor of room.

41255

Glass.

MIRO BRIGA 1982

Missouri Portugal Project

Object Registry

mo/day

BIERS

Number	Locus	Date	Description	molded	P	D	Comments
G-19	W. BATH S. Service Area Locus: 003 BASKET: 14	7/26	1 bracelet frag(?) v. dark (black?) opaque glass - w/ raised ridges perpendicular to edges.	/	/		cleaning surface of 004

Bone B, Bone/Ivory BI, Coin C, Glass G, Metal M, Plaster P, Stone S, Terracotta T,
Botanical Specimen BS, Geological Specimen GS, Zoological Specimen ZS, Miscellaneous Q

Glass

MIRO BRIGA 1983

Missouri Portugal Project

Object Registry

Biers

Number	Locus	Date	Description	P	D	Comments
--------	-------	------	-------------	---	---	----------

	East Bath Room 10 Locus 005 Bkt 37	7/4	2 pieces blown colorless glass			SDNR
--	---	-----	--------------------------------	--	--	------

	EBR 10 009 Bkt 25	6/28	5 pieces blown, colorless glass			SDNR
--	-------------------------	------	---------------------------------	--	--	------

	EBR 10 009 31	6/30	1 piece blown, colorless glass			SDNR
--	---------------------	------	--------------------------------	--	--	------

	EBR 10 009 31	7/5	10 pieces glass, inc 5 blown, colorless			SDNR
--	---------------------	-----	---	--	--	------

	W. Baths Ext. SE 004 Bark 9	July 4	3 joining frag colorless blown glass			
--	--------------------------------------	-----------	--------------------------------------	--	--	--

	Bark 11	July 5	3 frag colorless glass, 1 a base frag.			
--	---------	-----------	--	--	--	--

Glass

MIRO BRIGA 1983

Missouri Portugal Project

Object Registry


BIERS

Number	Locus	Date	Description	P	D	Comments
G-20	NW of Rm 3 btwn Spur walls Locus 002 PB 3	6/17	2 colourless frags, one a rim			rim only registered
	W. Baths Rm 2 SW corner 005 PB 7	6/13	2 frags window glass			
	W. Bath Rd. N. of steps at W. end 003 Bskt 7	VI/17	1 frag. colorless glass			SDNR
	W. Bath Rd. N. of steps at W. end 003 Bskt 9	VI/20	1 frag colorless glass, probably base			SDNR
	W. Bath Rd. N. of steps at W. end 005 Bskt 15	VI/23	4 frags glass of which 3 are window glass, other one a colorless chip			SDNR
G-21	W. Bath Rd. 005 7	7/7	4 frags. glass from a plate?			
G-22	W. Bath Exterior, SWSE 003 10 11	July 4	colorless blown glass rim. Frag			
	002 Bskt 4	June 29	Window glass frag			SDNR

Bone B, Bone/Ivory BI, Coin C, Glass G, Metal M, Plaster P, Stone S, Terracotta T,
Botanical Specimen BS, Geological Specimen GS, Zoological Specimen ZS, Miscellaneous Q

Glass

Biers

Number	Locus	Date	Description	P	D	Comments
G32	E. Bath SW court wall 004 Bank 8	June 22	Frag. preserving part of base swart foot Max P. dimension 0.025. From a bowl? v. pale green	✓		Est. D. base 0.09 Ring base round in section
G33	E. Bath R. 12 SE Trench L. 002	June 24	glass - 1 frag. - white, translucent P.L. 0.018, P.W. 0.01			
G34	" L. 006	June 18	colorless 7 reddish-brown glass frags glass - of a thin walled bowl blown			v. small. Largest P.L. 0.019h some evidence
G35	"	"	glass. 2 glass frags, one with 4 blown grooves - colorless. P.L. 0.028 and 0.018 - from thin walled bowl?			
G36	E. Bath R. 12 2nd ext. L. 002	June 21	weathered, some pitting glass: 1 frag. - reddish-brown colorless, from a thin-walled bowl with two narrow bands of fine grooves - blown. Max P. D. 0.023.			dark evidence on incrustation no bubbles visible
	E. Bath SW court yardwall 003 Bank 7	June 22	glass frag.			SDNR

Metal

MIRO BRIGA 1982

Missouri Portugal Project

Object Registry

Metals

BIERS

Number	Locus	Date	Description	P	D	Comments
—	W. BATH S. Service Area LOCUS: 005 BASKET: 17	7/28	1 amorphous bronze fragment w/soil sample SDNR			
—	W. BATH S. Service Area LOCUS: 005 BASKET: 17	7/28	1 lead frag SDNR			
—	W. BATH S. Service Area LOCUS: 001 BASKET 18	7/30	1 Cu alloy rod(?) fragment SDNR			
—	W. BATH N. COURT YARD LOCUS: 004 BASKET: 25	7/21	1 Iron nail SDNR			
M-37	E. Bath Rm 10 Locus 009 Basket 23	6/22/83				
	W. Bath S. Service Area 005 Basket 11		1 lead frag SDNR			
	W. Bath Rm 2 005 Basket 5	Aug 4	1 iron nail 2 lead frags SDNR			

Bone B, Bone/Ivory BI, Coin C, Glass G, Metal M, Plaster P, Stone S, Terracotta T, Botanical Specimen BS, Geological Specimen GS, Zoological Specimen ZS, Miscellaneous Q

MIROBRIGA ~~1982~~ 1983

University of Missouri
 Department of Art History and Archaeology

Official Registry
 Biers

Metals

Number	Locus	Date	Description	P	D	Comments
	W. Bethus Ext. SE 004 Bank 9 Bank 11 Bank 8		4 iron lumps & smaller chips 1 iron nail small bronze frag			

Amber A Bone B Bronze B2 Coins C Charcoal CH Copper CU Fibers FB Fossils FS
 Geological Specimen GS Glass GL Gold AU Iron FE Ivory I Lead PB Leather L
 Limestone LS Marble M Mud Brick MB Pottery P Precious Stones PS Sandstone SS
 Seeds SD Shells SH Silver AG Terracotta TC Textiles TX Tin TN Wood W

Metal

MIRO BRIGA 1983

Missouri Portugal Project

Object Registry

Biers

Number	Locus	Date	Description	P	D	Comments
	East Bath Room 10 Locus 005 Bkt 37	7/4	1 piece of Iron			SDNR
	EBR10 Locus 009 Bkt 24	6/27	5 pieces of lead			SDNR
	EBR10 Locus 009 Bkt 25	6/28	6 pieces of lead			SDNR
	EBR10 Locus 009 Bkt 26	6/29	11 pieces of lead			SDNR
	EBR10 Locus 009 Bkt 30	7/5	1 piece of lead.			SDNR
	W. Baths Extend SE					
	003 Bark 7	July 1	Iron nail			SDNR
	003 Bark 10	July 4	4 lead frags, 1 iron nail?			↓
	004 Bark 9	July 4	4 iron lumps - smaller clips			
	004 Bark 8	July 1	small bronze frag			
	002 Bark 4	June 29	2 lead frags, 1 of which large (from water pipe?)			

Bone B, Bone/Ivory BI, Coin C, Glass G, Metal M, Plaster P, Stone S, Terracotta T,
Botanical Specimen BS, Geological Specimen GS, Zoological Specimen ZS, Miscellaneous Q

Metal B.I.E.R.S

number	Locus	Date	Description	P	D	Comments
M-37	E. Bath Rm. 10 Locus 009 Basket 23	6/22	Lead Silver pendant with 3 lobes and suspension loop. L. 0.025m.	✓		
	W. Bath NWot Rm 3 bthn. Spur walls 001 PB 1	6/14	3 frags iron - one a nail			SDNR
	" 002 PB 3	6/17	1 frag lead - pipe?			SDNR
	Rm. 2 SW corner	6/15	1 iron nail (from baulk)			SDNR
	W. Bath Rd N. of steps at W. end 001 Basket 1	VI/15	1 iron hook			SDNR
	W. Bath Rd N. of steps at W. end 002 Basket 2	VI/15	2 iron nails			SDNR
	W. Bath Rd N. of steps at W. end 002 Basket 3	VI/15	1 iron nail frag			SDNR
	W. Bath Rd N. of steps at W. end 003 Basket 10	VI/21	Iron: 1 lump 5 chips 1 nail			SDNR
	W. Bath Rd N. of steps at W. end 005 Basket 14	VI/22	1 iron lump			SDNR

number	Locus	Date	Description	P	D	Comments
M-38	EB Rm. 12 002 4	7/6	sm. square piece of Pb?			= 011, 1984- revised
M-39	—	—	2 sm. metal discs			ditto
M-40	EB Rm. 10 009 25	6/28	sm. bronze ring diam. 1.5 cm.			
—	W. Bath Rd. 003 10	6/21	5 Fe pieces, 1 a nail, 1 a lg. chunk SDNR			
—	" 002 2	6/15	2 Fe nails SDNR			
—	" 002 3	6/15	1 Fe nail frag SDNR			

Metal

Biers

Number	Locus	Date	Description	P	D	Comments
M63	W. Baths A 001 Bark 2	June 13	Pennanular bronze ring W. 0.02, Th. 0.005	✓		Above water channel
M64	E. Baths SW Courtyard wall 003 Bark 7	June 22	Bronze nail with thin flat circular head. Shaft missing tip and bent. P.L. 0.015, D. head 0.017 m.	✓		
M65	E. Baths 004 Bark 8	June 25	Bronze pendant ^{form of} in circular loop with attachment holes at top. Flat Loop flat in section. L. 0.037, W. 0.033. (Formed from flat strip with hole at each end)	✓		SW Courtyard wall
	E. Baths SW Court- yard wall 001 Bark 4	June 19	2 iron nails			SDNR
	" 003 Bark 7	June 22	2 iron nails; 1 iron frag.			SDNR
	" 004 Bark 8	June 22	3 iron nails;			SDNR

Plaster

MIRO BRIGA 1983

Missouri Portugal Project

Object Registry

002

Plaster Bricks

Number	Locus	Date	Description	P	D	Comments
--------	-------	------	-------------	---	---	----------

E. Bathy
Rm 14
Bask 9June
22

32 Painted plaster frags

SDNR

Bask 10

June
22

18 painted plaster frags

SDNR

Bask 11

June
23

12 painted plaster frags

"

Bask 13

June
24

132 painted plaster frags

"

Bask 14

June
24

73 painted plaster frags

"

Bask 15

June
24

18 painted plaster frags

"

Bask 17

June
27

110 painted plaster frags

"

Bask 19

June
27

24 painted plaster frags

"

419Locus
005

Bask 4

June
20

6 painted plaster frags

"

Bask 7

June
21

74 painted plaster frags

"

Bask 20

June
27

6 painted plaster frags.

"

86

Bone B, Bone/Ivory BI, Coin C, Glass G, Metal M, Plaster P, Stone S, Terracotta T,
Botanical Specimen BS, Geological Specimen GS, Zoological Specimen ZS, Miscellaneous Q

4

Plaster

Biers

Number	Locus	Date	Description	P	D	Comments
P15	Room/4 002 Bask.10	June 22	1 frag with yellow background and red decoration P.L. 0.13, P.W. 0.075 (painted surface)	c/		From NE quarter of room Lot 96
P16	Room/4 002 Bask.11	June 23	1 frag with green and white marbling P.L. 0.045	c/		From N quarter of room Lot 97
P17	Room/4 002 Bask.11	June 23	1 frag with dark red stripe, white background and diagonal pink stripe P.L. 0.025, w. pink stripe 0.05	c/		From N quarter of room Lot 97
P18	Room/4 002 Bask.13 ①	June 24	1 frag with pale blue, white, yellow and dark red random design. Max P.Dim. 0.055	c/		From NE wall Lot 98
P19	Room 14 002 Bask 13 (1)	June 24	2 joining frags with pale blue background and green, yellow and dark red marbling. P.L. 0.11, P.W. 0.093	c/		From NE wall Lot 98
P20/ P21	Room/4 002 Bask 13 (3)	June 24	5 joining frags green and white marbling, white and red stripe. P.L. 0.045 and red background with white splashed decoration P.L. 0.045 ~ 0.042 (each)	c/ B/W c/	✓	From NE wall additional joins made in 1985 From NE wall Lot 99

Plaster

BIERS

Number	Locus	Date	Description	P	D	Comments
P20/P21	Room 14 002 Basket 13(3)	June 24	2 joining fragments of green & yellow marbling with white splashes within bounded by red with white splashes on one side ^{on the other by} and with white border (w. 0.02) with dark red stripe on each side and diagonal red lines (at intervals of 0.08, 0.08, 0.012) Plain red below. Marbling roughly in triangular shape. Total P.L. (max) 0.091 P.W. 0.075	c/ B/W	✓	from NE wall joined to P20 in 1985 Lot 99
P22	Room 14 002 Basket 13(3)	June 24	2 joining fragments with yellow back ground and red design in random pattern. Max P.L. 0.13 P.W. 0.09	c/		from NE wall Lot 99
P23	Room 14 002 Basket 13(3)	June 24	1 frag with yellow back ground and red design. P.L. 0.047	c/		from NE wall Lot 99
P24	Room 14 Basket 15 June 24 002	June 24	1 frag yellow back ground red design in form of M	c/		from SE wall, S end Lot 102

Plaster

Biers

Number	Locus	Date	Description	P	D	Comments
P25	Room 14 002 Bark 15	June 24	3 2 joining fragments preserving indentation from corners and with pink band band (w. 0.032) and dark ^{blue} red - P.L. 0.072, P.W. 0.065. 0.09	c/	b/w	from SE wall, S end 3rd frag added 1985 Lot 102
P26	Room 14 005 Bark 7	June 21	1 frag. with pale pink background and random pattern in dark red. Max P. dimension 0.04	c/		from NE wall, ledge Lot 108
P27	Room 14 005 Bark 7	June 21	2 joining frags with green + pale green marbling, dark red with white splashes. Max P.L. 0.035 max P.W. 0.047	c/		from ledge along NE wall 2nd frag joined 1985 Lot 108
P28	Room 14 005 Bark 7	June 21	1 frag plain green and white. Max P.L. 0.037	c/		" Lot 28
P29	Room 14 008 Bark 23	June July 4	1 frag yellow with part of white stripe. P.L. 0.027	c/		from SE corner of room Lot 111
P30	Room 14 008 Bark 23	July 4	1 frag. with white stripe bounded by black on each side, curving red line across. Yellow with white splashes and trace of red at one edge P.L. 0.041, P.W. 0.032	c/		from SE corner Lot 111
P31	Room 14 008 Bark 23	July 4	1 frag of white with junction of 2 black stripes, red along one edge	c/		from SE corner Lot 111

Plaster

Biers

Number	Locus	Date	Description	P	D	Comments
P32	Room 14 009 Bank 25	July 5	1 frag red with white splashes max. P. dimension 0.035	c/		from lot 11b
P33	Room 14 009 Bank 25	July 5	1 fragment with broad red stripe (w. 0.051) and white and black stripes along each side (w. white 0.009 & 0.007) P.L. 0.09, P.W. 0.08	c/		lot 11b row horizontal band between sole & middle zone
P34	Room 14 009 Bank 25	July 5	1 fragment of red with white, black and white stripes between (w. 0.004, 0.008, 0.005) P.W. 0.087, P.L. 0.06	c/		lot 11b
P35	Room 14 009 Bank 26	July 6	1 fragment with yellow, green and red marbling. P.L. 0.06, P.W. 0.05			No lot no no other frags.

Number	Locus	Date	Description	P	D	Comments
P71	Room 14 005 Bask 7	June 21 1983	Frag. with red background and white splashed decoration PL 0.10 PW 0.09m			from ledge along N-E wall Lot 108
P72	Room 14 002 Bask 19	June 27 1983	Frag. with red background & white splashed decoration PL 0.035 PW 0.035			from SE wall at N end Lot 105
P73	Room 14 009 Bask 25?	July 5 1983	Frag. with yellow background, pink and red decoration PL 0.045; PW 0.025			Lot 116
P74	Room 14 008 Bask 1	June 25 008 Bask 1	Frag. with wavy black lines on white grey L. 0.117, W. 0.075	B/W		NE wall, N end. Lot 88
P75	Room 14 008 Bask 2	June 25	Frag. with red stripe ^{band} , white stripe, and yellow background with red L. 0.07, W. 0.06 red band presses curve	B/W		Lot 91 Basel w. red band?
P76	Room 14 008 Bask 2	June 25	Frag. with narrow black stripe bordered on both sides by white, part of yellow panel with red on one side, red panel on other L. 0.072, W. 0.06	B/W		Lot 91
P77	Room 14 008 Bask 2	June 25	Frag. with black stripe bordered on both sides by white, ^{stripes} red on each side. L. 0.091, W. 0.085, W. black 0.009, W. white 0.006 and 0.011 (part of white stripe painted over red)	B/W		Double arricio Th. upper 0.016 Th. total 0.028 Lot 91
P78	Room 14 locus? Bask?	June 25	Frag. with black stripe bordered on both sides by white (partially over red) red panels on each side Total Th. 0.03 L. 0.08, W. 0.065. W. black 0.007, W. 0.007, and 0.012 white Double arricio Th. 0.012 upper.	B/W		NE wall, E. end Lot?

Plaster

MIROBRIGA 1984

Missouri Portugal Project

Object Registry

F. Baths

Biers

Number	Locus	Date	Description	P	D	Comments
3 joining fragments P79	Room 14 008 Bark 1	June 25	Small frag with pink diagonal stripe and part of diamond incised line. L-0.045, W. 0.04	B/W C	✓	N. corner P79, P80, P81 joined in 1985 Lot 89
	Room 14 008 Bark 1	June 25	Small frag with apex of diamond in green, diagonal lines incised. L. 0.035, W. 0.048.	"	"	N. corner Lot 89
	Room 14 008 Bark 1	June 25	Small frag with red, white stripe, incised line. L. 0.05, W. 0.053	"	"	N. corner Lot 89
P82	Room 14 008 Bark 1	June 25	Small Frag. preserving an angle, red paint. H. 0.04, W. 0.03 (angle not greater than right angle Γ)			N. corner Lot 89
P83	Room 14 008 Bark 1	June 25	Frag with black wavy line on white grey L-0.075, W. 0.052.	B/W		Lot 89
P84	Room 14 008 Bark 1	June 25	Frag with green paint L. 0.068, W. 0.05	B/W		Lot 89?
P85	Room 14 008 Bark 1	June 25	^{2 joining} Frags with yellow and blue paint. L-0.05, W. 0.04 PL 0.05	B/W		And frag joined 1985 Lot 90
P86/ 87	Room 14 008 Bark 1	June 25	Frag. with green bordered by black stripe, and band with diagonal pink lines on white L. 0.05, W. 0.04 2 frags from 59 added in 1986	B/W C	✓	joins P87 center 4 frags from plaster # 58, 1 from plaster # 55 and 3 from 90 added in 1985

Bone B, Bone/Ivory BI, Coin C, Glass G, Metal M, Plaster P, Stone S, Terracotta T, Botanical Specimen BS, Geological Specimen GS, Zoological Specimen ZS, Miscellaneous Q

E. Baths

Plaster

Biens

Number	Locus	Date	Description	P	D	Comments
P 87/ P86	Room 4 008 Bank 1 (center)	June 25	Frag. with green/yellow marbling black stripe, white band with diagonal pink stripes, red? panel W. 0.08, L. 0.063. Th. 0.023	B/W C	✓	Double Lot 90 arriccio 58 Th. upper 0.015 55 join P86
P88	Room 4 008 Bank 1	June 25	Frag. with red panel or band, white stripe, black stripe, white stripe (painted over yellow), yellow with red scribbles. W. 0.085, L. 0.06	B/W W		NE wall, N end Lot 88
P89 a2b	Room 4 008 Bank 1	June 25	Two joining Frag. with black B stripe, diagonal black lines on grey L. 0.048, W. 0.045	B/W		NE wall, W end Lot 88
P90	Room 4 008 Bank 1	June 25	Frag with red background & white splashes bordered by yellow and green marbling, white stripe at at right angle to yellow & green. incised line L. 0.055, W. 0.045			NE wall W end Lot 88
P91	Room 4 008 Bank 1	June 25	Frag. with dark green, light green and yellow marbling. L. 0.055, W. 0.035 1986 join with P94 and P94B (Lot 54)	B/W		NE wall, W end Lot 88
P92	Room 4 008 Bank 1	June 25	Small frag with green & yellow marbling L. 0.033, W. 0.03. '86 added 2 frags, 1 from 58, 1 from 54	B/W		Lot 88
P93	Room 4 008 Bank 1	June 25	Frag with base of two panels (red / yellow with red) separated by black stripe bordered by white, black stripe below bordered by white, red band below. L. 0.11 W. 0.112,	B/W		NE wall, N end Lot 88

Plaster

Biers

Number	Locus	Date	Description	P	D	Comments
P94 A+B	E. Bath Room 14	June 27	2 joining frags Plaster frag with white and green marbling - joins with P91		B/W	Lot # Plaster 52 (54 P94B)
-	Room 16	May 29	2 white painted plaster frags.			SDNR
	Room 14 Locus D10	June 26- 29	84 bags of painted plaster not yet cleaned or sorted			

Plaster

Biers

Number	Locus	Date	Description	P	D	Comments
-	008 Bark 1	June 25	28 fragments - mainly yellow background + red design			NE wall N end.
	008 Bark 2	June 25	37 fragments - yellow, red, 5 with black stripes			
	008 Bark 1	June 25	41 fragments - 5 green, remainder yellow or red.			NE wall, N end
	008 Bark 1	June 25	37 fragments - yellow or red, + 2 with black stripes			NE wall, E end
	008 Bark 1	June 25	large lump embedded with several green frags., 6 small frags			N corner
	008 Bark 1	June 25	74 frags - yellow, red; a few green, 2 with stripes			N corner
	008 Bark 1	June 25	24 frags - 1 with white band + diagonal pink lines; remainder mainly red.			center
	008 Bark 1	June 25	14 frags. - 1 green, 4 blue, remainder red.			N corner
	008 Bark 1	June 25	20 frags - red, yellow, 3 blue/green			to E corner
	008 Bark 1	June 25	43 frags - mainly yellow some with stripes			NE wall E end
	008 Bark 1	June 25	58 frags - 2 green, rest red or yellow			NE wall, N end

E. Bathys, Room 14

Number	Locus	Date	Description	P	D	Comments
P95	008 Plaster 63	June 28	Plain red with ² white band stripes painted over the red (w. 0.027m) (w. 0.008) and with black stripe between (w. 0.009) PL 0.10, PW 0.075	✓ B/W		preserves 1st arriccio 2 joins added 1985
P96	008 Plaster 74	June 28	Yellow ground with thick red squiggles bordered by white and black stripe with black (w. white 0.01) black not fully preserved. PL 0.115m, PW max 0.10	✓ B/W		preserves 1st arriccio
P97	008 Plaster 65 287 288 (2 frags)	June 28	2 joining frags Plain red (PW 0.04) bordered by white band diagonally hatched in red with black stripe in right. Two panels: yellow and pink, green separated by horizontal white stripe pink band bordered on each side above and below by white stripe horizontal incised guide line down pink band, PH max 0.125	✓	✓	preserves 1st arriccio
P98	008 Plaster 65	June 28	Red with white splashes, burned PW 0.13, PH 0.10	✓ B/W		preserves 1st arriccio
P99	009 Bark 4 Plaster 83	June 29	From top of middle section? preserving bevel in red (w. 0.035), solid red horizontal band at top, 2 white stripes with black between & top of yellow panel with red squiggles. PL 0.25, PH 0.15. w. red band 0.035-0.04, white + black 0.005 (all somewhat carelessly done)	✓ B/W C	✓	bevel
P100	002 Bark 14(1)	June 24	7 joining fragments preserving mottled light green, dark green, yellow streak, next to light grey (or blue?). Max P.h 0.155m; Max P.w. 0.125m.	B/W		Plaster frags 21, 88, 100

E. Baths, Room 14

Number	Locus	Date	Description	P	D	Comments
P95	008 Plaster 63	June 28	Plain red with ² white band stripes painted over the red (w. 0.027m) (w. 0.008) and with black stripe between (w. 0.009) PL 0.10, PW 0.075	✓ B/W		Preserves 1st arriccio 2 joins added 1985
P96	008 Plaster 74	June 28	Yellow ground with thick red squiggles bordered by white and black stripe with black (w. white 0.01) black not fully preserved. PL 0.115m, PW max 0.10)	✓ B/W		preserves 1st arriccio
P97	008 Plaster 65 287 288 (2 frags)	June 28	2 joining frags. Plain red (PW 0.04) bordered by white band diagonally hatched in red with black stripe in right ^{left} . Two panels: yellow and pink, green separated by horizontal white stripe pink band bordered on each side above and below by white stripe horizontal incised guide line down pink band. PW 0.10, PH max 0.125	✓	✓	preserves 1st arriccio
P98	008 Plaster 65	June 28	Red with white splashes, burned PW 0.13, PH 0.10	✓ B/W		preserves 1st arriccio
P99	009 Bark 4 Plaster 83	June 29	From top of middle section? preserving bevel in red (w. 0.035), solid red horizontal band at top, 2 white stripes with black between & top of yellow panel with red squiggles. PL 0.25, PH 0.15. w. red band 0.035-0.04, white + black 0.005 (all somewhat carelessly done)	✓ B/W /C	✓	bevel
P100	002 Bark 14(1)	June 24	7 joining fragments preserving marbled light green, dark green, yellow streak, next to light grey (or blue?). Max P.h 0.155m; Max P.W. 0.125m.	B/W		Plaster frags 21, 88, 100

E. Bathus, Room 14

Number	Locus	Date	Description	P	D	Comments
P101 A+B	008	June 27	2 joining fragments of yellow panel with red design. Parts of two "rosettes" preserved with deep yellow centers and one with lighter yellow oval centers. Max P.W. 0.18 m, P.L. 0.20	✓ B/W C	✓	Plaster #s 41 and 39 (preserves 1st arriccio)
P102 A-E	008	June 27-29	5 joining fragments from grey panel at base of wall with horizontal ^{black} white and red band above. P.L. 0.19, P.W. 0.16	✓	✓	Plaster #s 59, 63, 64
P103	009 Bank 25	July 5	1 frag with grey background ground and black line. P.L. 0.07, P.W. 0.04	✓	✓	Plaster # 116 (preserves 1st arriccio)
P104	009 Bank 25	July 5	1 frag with grey ground bordered by narrow (0.004) white stripes with black (0.007) between. P.L. 0.07, P.W. 0.055 (frag.)	✓	✓	Plaster # 104 (preserves 1st arriccio)
P105	002 Bank 13(C)	June 24 1983	1 frag, mainly grey but with traces of blue on surface and with blue and yellow at one corner. P.W. 0.07, P.L. 0.075	✓		Plaster # 98 (preserves 1st arriccio)
P106	008 Bank 1	June 25	1 frag preserving bright blue paint. 0.05 x 0.045	✓		Plaster # 89 (preserves 1st arriccio)
P107	008 Bank 1	June 25	1 frag with grey and yellow paint over cream ground. Max P.L. 0.065, P.W. 0.05	✓ B/W		Plaster # 86 (preserves 1st arriccio)
P108 A+B	008 Bank 1	June 25	2 joining frags preserving of 1st arriccio preserving green and black paint. P.L. 0.07, P.W. 0.05 (A), 0.04 (B)	✓ B/W 85.4.7 neg 601		Plaster # 90

Number	Locus	Date	Description	P	D	Comments
P109	002 Bark B(3)	June 24	1 frag of 1st arriccio preserves traces of red and green paint PL 0.03, PW 0.025	✓	✓	Plaster #99
P110	009 Bark 4	June 29	1 frag with light red paint. PL 0.065, PW 0.055	✓	✓	Plaster #93 from E end of trench
P111	002 Bark B(1)	June 24	1 frag with worn dark grey paint. PL 0.085, PW 0.05	✓	✓	Plaster #98 (preserves 1st arriccio)
P112 P113	008	June 28	1 frag with small part of pink band bordered by narrow white stripe (w. 0.008) bounding yellow and pink random design on the cream ground PW 0.05 PL 0.05	✓	✓	Plaster #78 (preserves 1st arriccio)
P113	009 Bark 3	June 28	1 frag of yellow and pink random design on cream ground PL 0.07, PW 0.045	✓	✓	Plaster #92 (preserves 1st arriccio)
P114	008 -	June 28	1 frag with pink band bordering apex of black triangle outlined in white stripes and with possible yellow and pink random design on each side. Incised guide line runs along band PL 0.05, PW 0.04	✓	✓	Plaster # 61 (preserves 1st arriccio) 2 incised lines?
P115	008 Bark 1	June 25	1 frag with yellow ground, 2 red lines, and dark yellow stripes PW 0.055, PL 0.05	✓	✓	Plaster # 86 (preserves 1st arriccio)
P116	008 -	June 28	1 frag with grey and blue paint - blue in fresco a secco outtop of grey in buon fresco.	✓	✓	Plaster # 65
P117	002 Bark B(3)	June 24	1 frag with red bordering grey, marks of "string" line in grey PL 0.055, PW 0.04	✓	✓	Plaster # 65 (preserves 1st arriccio)

Number	Locus	Date	Description	P	D	Comments
P109	002 Bark B(3)	June 24	1 frag of 1st arriccio preserving traces of red and green paint PL 0.03, PW 0.025	✓	✓	Plaster #99
P110	009 Bark 4	June 29	1 frag with light red paint. PL 0.065, PW 0.055	✓	✓	Plaster #93 from E end of trench
P111	002 Bark B(1)	June 24	1 frag with worn dark grey paint. PL 0.085, PW 0.05	✓	✓	Plaster #98 (preserves 1st arriccio)
P113 P112	008	June 28	1 frag with small part of pink band bordered by narrow white stripe (w. 0.008) bounding yellow and pink random design on the cream ground PW 0.05 PL 0.05	✓	✓	Plaster #78 (preserves 1st arriccio)
P113	009 Bark 3	June 28	1 frag of yellow and pink random design on cream ground PL 0.07, PW 0.045	✓	✓	Plaster #92 (preserves 1st arriccio)
P114	008 -	June 28	1 frag with pink band bordering apex of black triangle outlined in white stripes and with possible yellow and pink random design on each side. Incised guide line along band PL 0.05, PW 0.04	✓	✓	Plaster # 61 (preserves 1st arriccio) 2 incised lines?
P115	008 Bark 1	June 25	1 frag with yellow ground, 2 red lines, and dark yellow stripes PW 0.055, Ph 0.05	✓	✓	Plaster # 86 (preserves 1st arriccio)
P116	008 -	June 28	1 frag with grey and blue paint - blue in fresco adresco on top of grey in buon fresco.	✓	✓	Plaster # 65
P117	002 Bark B(3)	June 24	1 frag with red bordering grey, marks of string line in grey PL 0.055, PW 0.04	✓	✓	Plaster # 65 (preserves 1st arriccio)

Plaster

Number	Locus	Date	Description	P	D	Comments
P 118	009 Bank 4	June 29	3 joining frags with white ground, preserving incised line along one edge and slightly raised area beyond. PL 0.075, PW 0.09	✓		Plaster #82
P119	009 Bank 4	June 29	6 joining frags of light green and pale green marbling PL 0.17, PW 0.145 (presenses 1st arriccio.)	✓		Plaster #82
P120	009 Bank 3	June 28	2 joining frags with red band partially preserved, white stripe (0.013) and red with white splashes. white stripe (w.o.01) painted over red + white splashes P.L. 0.11, PW 0.075	✓		Plaster #s 78 and 81 (presenses 1st arriccio)
P121	008 -	June 29	1 frag with worn green paint bordered by light red band and preserving part of bevel PL 0.075, PW 0.07	✓		Plaster #82

June/July 1986

MIRO BRIGA 84

Missouri Portugal Project

Object Registry

E. Baths, Room 14

Plaster

Number	Locus	Date	Description	P	D	Comments
P122	009	June 28	single fragment preserving part of frieze: bottom of horizontal band and part of red splashed panel. P.L. 0.078, P.W. 0.05	✓	✓	Plaster lot 58
P123	009	June 28	single fragment from frieze: part of red splashed lozenge and green marbled ground P.L. 0.04, P.W. 0.03	✓	✓	Plaster lot 68
P124	009	June 28	single fragment from frieze: part of red splashed lozenge and green ground P.L. 0.035, P.W. 0.022	✓	✓	Plaster lot 81
P125	002	June 24, 1983	Fragment with part of pink band, inclined line, and dark red panel P.L. 0.05, P.W. 0.043	✓	✓	Plaster lot 99
P126	009	June 28	4 joining frags fr. frieze preserving part of pink band, horizontal stripe, and green marbled panel P.L. 0.08, P.W. 0.05	✓	✓	Plaster lot 77
P127	009	June 28	4 joining frags preserving red & green - from frieze - splashes of black P.L. 0.065, P.W. 0.022	✓	✓	Plaster Lots 79 (3 frags) & 92
P128	009	June 27-28	Trag with green and red splashed. fr. frieze P.L. 0.026 P.W. 0.018 some black splashes on red.	✓	✓	Plaster lot 65
P129	009	June 27-28	4 joining frags. from yellow panel with red rosette. P.L. 0.13, P.W. 0.10	✓	✓	Plaster Lots 54 and 55
P130	009	June 28	Two joining fragments preserving pink band, two white stripes and two guide lines. P.L. 0.04 tone of yellow P.W. 0.045	✓	✓	Plaster lot 78
P131	008 Bank 1 009	June 25 June 26-28	Three joining fragments from frieze preserving horizontal stripe, green marbling and part of red lozenge P.L. 0.06, P.W. 0.035	✓	✓	Plaster lots 60 and 88

Bone B, Bone/Ivory BI, Coin C, Glass G, Metal M, Plaster P, Stone S, Terracotta T,
Botanical Specimen BS, Geological Specimen GS, Zoological Specimen ZS, Miscellaneous Q

July 1986

MIRO BRIGA 1984

Missouri Portugal Project

Object Registry

Number	Locus	Date	Description	P	D	Comments
P132	009	June 28	1 fragment preserving green and red marbling and possibly part of white stripe. From piece - P.L. 0.035, P.W. 0.03		✓	Plaster lot 79
P133	009	June 28	2 joining fragments preserving green and red marbling. From piece - P.L. 0.037, P.W. 0.018			Plaster lot 79

Bone B, Bone/Ivory BI, Coin C, Glass G, Metal M, Plaster P, Stone S, Terracotta T,
 Botanical Specimen BS, Geological Specimen GS, Zoological Specimen ZS, Miscellaneous Q

Patterson '82

Decorated pottery frags
dumped behind the
chapel

MIROBRIGA 1982

Missouri Portugal Project

Object Registry

Pottery

Biers

Number	Locus	Date	Description	P	D	Comments
-	E. Bether Rm 14 005 Bark 6	Aug. 2	2 frags white Alentejo including one mortarium 1 frag coarse ware 4 1 cw 3 closed vessel body sherd			SDNR
	E. Bether Rm 14 007 Bark 8	Aug. 3	1 cw 3 base			SDNR
	W. Bether S. Service Area Locus 003 Bark 14	July 26	5 cw 3 body sherds 1 Silver cooking fabric rim			SDNR
	005 Bark 8	July 22	2 joining frags of inward thickened rim & possible body sherd from an amphora 2 cw jug frag 4 non-joining frags fr. amphora or large pitcher 18 cw frags.			
	005 Bark 8	July 22	joining rim frag			
	005 Bark 11	July 23	1 frag amphora same as Bark 8 3 frags white Alentejo 2-3 frags cw 3 6 other cw			SDNR
	005 Bark 17		4 white Alentejo 1 cw 3			SDNR

Pattern

Biers

Number	Locus	Date	Description	P	D	Comments
	W. Beths S/Service Area 006 Bank 22	Aug. 3	3 cw 1 body sherds 1 cw 3 body sherds			
	E. Beths Pin 14 005 Bank 6	Aug 2	2 frag			
	W. Beths NW Court yard 002 Bank 8	Aug 2	2 joining frags from base of large coarseware basin 1 white Alentejo 1 base of cw jug 1 cw 4 rim 1 amphora frag, probably local			SDNR
	W. Beths Pin 2 002 Bank 2	Aug 2	2 frags white Alentejo			SDNR
	" Bank 3	Aug 2	1 frag white Alentejo			SDNR
	" Bank 4	Aug 3	1 white Alentejo frag			SDNR
	" Bank 5	Aug-4	1 frag 1st c. thin white ware 3 frags white Alentejo 1 frag cw 3 1 lamp frag.			SDNR

MIRO BRIGA 1982

Missouri Portugal Project

Object Registry

BIERS

Number	Locus	Date	Description	P	D	Comments
306	W. BATH RM. 2 NO LOCUS NO BASKET	7/27	1 coarse ware rim sherd			cleaning in drain?
—	W. BATH HYPOCAUST IN ROOMS LOCUS: 001 BASKET: 2	7/23	2 Coarse ware body sherds			

Bone B, Bone/Ivory BI, Coin C, Glass G, Metal M, Plaster P, Stone S, Terracotta T,
Botanical Specimen BS, Geological Specimen GS, Zoological Specimen ZS, Miscellaneous Q

Patterson

1985

Biers

Number	Locus	Date	Description	P	D	Comments
309	WB NW of Rm 3 001 PB1	6/14	6 joining frags. Sines Cooking Ware pan w/ rounded intumed rim, possibly handmade	/		Complete Profile
310	WB NW of Rm 3 001 PB2	6/14	1 horiz. grooved basin rim	/	✓	
311	"	"	1 horiz. grooved basin rim	/	✓	
312	Rm 2 WB 004 PB3	6/9	9 frags 1 Spanish amphora 6 frags	/		forme Pelichet 46?
"	" 004 PB4	6/9	Rim of same amphora			
"	" 005 PB6A	6/19	6 frags same amphora			
"	004 Batty	8/3/1982	52 frags of Spanish amphora			
313	Rm 2 WB 005 PB7	6/13	1 frag. TSH	/		
314	"	"	1 frag. South Gaulish sig.	/	✓	compare HAII
315	"	"	1 frag. South Gaulish sig.	/		
316	"	"	1 plate frag. w/ quarter round moulding on edge of floor, either TSH or South Gaulish.	/	✓	
317	Rm 2 WB 005 PB8	6/14	1 sm. frag. African Red Slip	/		NEED SHAPE fabric possibly ok for beg. of industry
318	Rm 2 WB 007 PB12	7/4	1 imported amphora rim, probably African	/	✓	2nd-3rd c.

Number	Locus	Date	Description	P	D	Comments
—	WB NW of Rm 3 001 1	6/14	1 base, 1 rim, 1 handle + 38 sherds CWF3 SDNR			
—	"	"	1 rim finer version CWF3 SDNR			
—	"	"	2 frags. CWF4 SDNR			very thick
—	"	"	3 frags. White Alentejo CWF1 SDNR			
—	"	"	3 unidentified CW frags SDNR			
—	"	"	1 frag. African Red Slip SDNR			very worn
—	"	"	1 rim of pan - Sinus Cooking Ware SDNR			
—	"	"	2 joining frags. ea. of two bowl bases. SCWare SDNR			
—	"	"	1 wall frag SCW SDNR			
—	NW of R3 001 2	"	1 flat base, 1 pan base, 4 semi- closed rims + 1 body sherd - all SCW SDNR			
—	"	"	22 frags. CWF3 + 2 joining frags. of base - CWF3 SDNR			
—	"	"	6 frags. CWF1 SDNR			

MIRO BRIGA 1983

Missouri Portugal Project

Object Registry

BIELS

Number	Locus	Date	Description	P	D	Comments
—	WB NW Rm 3 001	6/14	1 rim South Gaulish SDNR			compare Hall
—	2	"	1 local red slip sherd SDNR			
—	"	"	4 African Red Slip frags including 1 bowl foot SDNR			
—	"	"	2 unidentified Hsq. base + 1 rim SDNR			
—	"	"	19 unidentified CW sherds SDNR			
—	002 3	6/17	1 coarse white fab. roof tile SDNR			
—	"	"	1 Iron Age tile SDNR			
—	"	"	2 frags local Rom. H ₂ O pipe SDNR			
—	"	"	18 joining + nonjoining frags CWF3 SDNR			
—	"	"	3 frags Sines Cooking Ware - one a bowl base + SDNR 2 joining rim frags.			
—	"	"	1 wall frag. SCW w/ext. red slip SDNR			
—	"	"	25 frags. CWF3 incl. 1 olla rim SDNR			
—	"	"	6 sm. chips Afr. Red slip SDNR			
—	002 4	6/20	1 frag. pink Alentejo SDNR			

Bone B, Bone/Ivory BI, Coin C, Glass G, Metal M, Plaster P, Stone S, Terracotta T,
Botanical Specimen BS, Geological Specimen GS, Zoological Specimen ZS, Miscellaneous Q

Number	Locus	Date	Description	P	D	Comments
—	WB NW Rm 3 003	6/29	1 frag. TSH SDNR			
—	5	"	1 frag. CWF3 SDNR			
—	"	"	6 chips + 1 handle CW4 SDNR			
—	"	"	1 frag CW1 from base SDNR			
—	WB Rm 2 004	6/9	19. CW body frags. SDNR			
—	3	"	2 sm. CW frags. SDNR			
—	"	"	1 rim H ₂ O pipe SDNR			
—	004 6	"	3 nonjoining frags. CW basin SDNR			
—	005 6A	6/14	5 CW chips, one a rim SDNR			
—	"	"	1 thick CW frag. Fab. 2? SDNR			
—	7 005	"	1 frag. pink Alentejo CWF1 SDNR			
—	7	"	2 joining frags + one CWF3 SDNR			
—	7	"	8 joining frags + 1 handle CWF1 SDNR			
—	"	"	1 frag CWF5 SDNR			
—	"	"	1 rim H ₂ O pipe SDNR			
—	"	"	3 dif. unident. CW frags SDNR			
—	"	"	1 frag. color coated thin walled ware w/ decor. SDNR			
—	"	"	2 frags. possible Spanish color-coated SDNR			

Number	Locus	Date	Description	P	D	Comments
—	Rm 2 005 8	6/14	1 amphora sherd SDNR			
—	"	"	2 frags. CWF3 SDNR			difficult frag
—	"	"	1 frag. CWF4 SDNR			
—	"	"	1 frag. Ital. or Span. mould-made lamp SDNR			
—	007 9	6/15	2 frags CWF1 SDNR			
—	"	"	1 frag. CWF3 "			
—	007 12	7/4	2 pieces handmade CW4?			
—	"	"	1 piece amph. (imp).			
312	Rm. 2 004 4	1982 8/3	52 frags. of Spanish amphora - form Pelicet 46?			
359 313	EB Rm 10 003 15	6/16	1 frag. Cypriote sig. ? or Afr. Red Slip			
360 314	EB Rm 10 005 17	6/17	15 joining + nonjoining frags CWF3			
360a "	005 18	6/20	1 add frag CWF3 ↑			
361 363 315	Rm 10 005 38	7/15	1 frag. Afr. Red Slip			
362 364 316	"	"	1 frag Afr. Red Slip			

Number	Locus	Date	Description	P	D	Comments
363 364	EB Rm 10	6/22	1 Afr. Red slip frag - bot + lower wall			
364 365	"	6/27	2 Afr. Red Slip Pot 1 frag bowl foot (Basket 31)			
319	EB Rm 10 009 24	6/27	1 rim, possible imitation Pompei. Red Ware	/	✓	
320	"	"	1 frag. related floor base	/		
321	" 009 25	6/28	1 mouldmade lamp handle CWF1	/	✓	
322	" 009 40	7/1	1 Afr. Red Slip rim, Hayes Form 50	✓	✓	
323	" 009 23	6/22	White Alentejo Pitcher CWF1: 15 frags.	/	✓	
"	" 009 24	6/27	4 frags			
"	" 009 25	6/28	5 frags.			
"	" 009 31	6/30	2 frags.			
"	009 40	7/5	5 frags. (3 a rim, 1 handle, 1 body)			
"	locus 012 27	6/29	1 frag of the same			

Number	Locus	Date	Description	P	D	Comments
324	EB Rm10 009 24	6/27	1 bowl CWF1: 2 frags.	/	✓	
"	" 009 25	6/28	2 frags, 1 rim 1 shoulder			
"	009 31	6/30	1 base, 1 body frag.			
"	009 40	7/5-	14 frags			
"	009 23	6/22	1 frag			
325	W. Bath Road 005 14	6/22	1 TSH frag of plate w/ 1/4 round molding (cf. Rm. 2, Basket 7)	/	✓	
326	" 002 2	6/15	1 amphora shoulder Pelichet Form 46?	/	✓	
327	" 003 8-1	6/17	TSH rim related to Drg. 15/18?	/	✓	
328	" 002 5	6/16	1 frag TSH rouletted rim like HA12 mid 1st c. - 2nd half	/	✓	
329	" 002 5	6/16	1 plate frag. TSH of HA12, preserving part of floor. mid 1st c - 2nd half	/	✓	
330	" 003 7	6/17	1 chip TSH form of HA11 mid 1st c.	/		

Number	Locus	Date	Description	P	D	Comments
—	W. Bath Rd. 002 Bskt 2	VI/15	1 rim frag of grey-fired CWF 1 3 frags, probably CWF 1 2 joining chips with grey core of CWF 3 2 frags CWF 3 1 unidentified red-slip rim			All this page is SDNR
—	W. Bath Rd. 002 Bskt 3	VI/15	2 frags CWF 1 2 joining frags CWF 1, nozzle?			
—	W. Bath Rd. 003 Bskt 6	VI/16	1 frag pink Alentejo 1 frag CWF 3 2 joining frags unidentified fabric, flat bottom of pan			
—	W. Bath Rd. 003 Bskt 7	VI/17	6 joining & non-joining frags of CWF 3 1 frag white Alentejo with orange wash on exterior 1 rim white Alentejo fired greyish, compare Bskt 2			
—	W. Bath Rd. 003 Bskt 8-1	VI/17	3 frags CWF 1, including 1 heavy jar rim & 1 possible bottle rim 1 frag CWF 2? 4 chips TSH			
—	W. Bath Rd. 003 Bskt 8-2	VI/17	1 chip TSH 3 frags CWF 3 1 intumed rim of Sines cooking fabric or pink Alentejo 1 unidentified coarse ware sherd			

Number	Locus	Date	Description	P	D	Comments
—	W. Bath Rd 003 Bskt 9	VI/20	1 frag CWF 3 2 frags CWF 4? 1 frag pink Alentejo 4 joining frags CWF 1, probably a basin 2 frags white Alentejo of which 1 has combed decoration 1 rim local semi-fine ware with orange slip (could be under-fired Spanish color- coated)			All this page is SDNR
—	W. Bath Rd 003 Bskt 10	VI/21	1 rim of olla, CWF 3 'Early Roman' 1 white Alentejo pitcher handle 2 joining frags CWF 4?, wheel made basin			
—	W. Bath Rd 005 Bskt 14	VI/22	5 frags CWF 3 3 frags from 1 & 9 chips from 2nd CWF 1 vessel 1 very thick coarse sherd with concentric combed decoration on one side 1 frag TSH plate w/ 1/4 round moulding, cf. Rim 2 bskt 7			
—	W. Bath Rd 005 Bskt 15	VI/23	1 frag CWF 4, handmade 1 unidentified frag, very coarse thick walled, wheel made 12 frags CWF 3 from several vessels 1 unidentified frag, wheel made w/ blue paint (?) on interior			

MIRO BRIGA

Missouri Portugal Project

Object Registry *Biers*

Number	Locus	Date	Description	P	D	Comments
—	W. Bath Rd 005 Bskt 15 cont.	VI/23	16 pieces white Alentejo			
—	W. Bath Rd 005 Bskt 17	VII/7	2 frags w/ combed decoration - see Bskt 14 2 frags same fabric including 1 outward thickened everted rim 3 frags from 1 vessel wheelmade CWF 3 2 non-joining frags imported CWF 1 frag CWF 4? 1 semi-fine w/ red-slipped interior 1 unidentified frag			SDNR

Bone B, Bone/Ivory BI, Coin C, Glass G, Metal M, Plaster P, Stone S, Terracotta T,
 Botanical Specimen BS, Geological Specimen GS, Zoological Specimen ZS, Miscellaneous Q

Number	Locus	Date	Description	P	D	Comments
347	E. Baths Rm. 12 002 7	July 7	1 Afr. Red Slip rim - Hayes 89? 1st half 2nd c. - 2nd half 2nd c.	✓	✓	002 renamed 011 to equal fill of drawn 1984, 10cm 011
348	Rm. 12 001 2	July 5	2 joining frags S. Gaulish or TSH relief ware, Flavian - Hadrianic	✓	✓	
* 349	Rm 14 009 25	July 5	Handle/Roman amphora - Pelissier 46	✓	✓	
350	W. Baths Exterior, SE 002 6	July 1	Frag. from lid, ARS?	✓	✓	
351	Rm 14 001 1	June 17	2 ARS frags from a plate 3-4th c.	✓	✓	
352	E. Baths Portico 001 1	June 30	Frag neck from Roman Amphora 1st or 2nd c.?	✓	✓	Neg no. 83.12.2,3
353	Room 14 009 25	July 5	Stamped Handle from Roman Amphora	✓	✓	
354	Room 14 009 25	July 5	3 joining frags imported Pitcher neck with flaring mouth and everted lip.	✓	✓	
355	East Baths Portico 001 2	July 1	1 Thickened rim from Roman Bowl, White Alentejo	✓	✓	
356	W. Baths, Exterior, SE 002 5	June 30	1 Frag. ARS - 4th - 6th c.	✓	✓	
357	Room 14 008 24	July 5	1 Frag ARS from floor of plate, 3-4th cent	✓	✓	
358	E. Baths Portico 002 5	July 4	1 Frag from floor of ARS plate, 3rd - 6th c.	✓	✓	

MIRO BRIGA 1983

Missouri Portugal Project

Object Registry

BIERS

Number	Locus	Date	Description	P	D	Comments
359	E. Baths Rm 10 003 Bark 15	6/16	1 frag Cypriote sig. or Apr. Red Slip	✓		
360	E. Baths Rm 10 005 Bark 17 Bark 18	6/17 6/20	15 joining & nonjoining frag CWF3 (includes 1 frag. fr. Bark 18)	✓	✓	
361	E. Baths Rm 10 005 Bark 38	7/5	1 frag Apr. Red Slip	✓		possibly 3rd - 4th c.
362	"	"	1 frag Apr. Red Slip	✓		
363	E. Baths Rm 10 009 Bark 23	6/22	1 frag Apr. Red Slip-foot and lower wall	✓	✓	possibly 2nd or 3rd c.
364 a-c	E. Baths Rm 10 009 Bark 24 & 31	6/27	2 Apr. Red Slip feet 1 frag bowl foot (Bark 31)	✓	✓	not datable?

Bone B, Bone/Ivory BI, Coin C, Glass G, Metal M, Plaster P, Stone S, Terracotta T,
Botanical Specimen BS, Geological Specimen GS, Zoological Specimen ZS, Miscellaneous Q

MIROBRIGA

1983

Missouri Portugal Project

Object Registry

East Baths

Pottery Biers

Number	Locus	Date	Description	P	D	Comments
-	001 Bank 1 Rm 14	June 17 '83	1 frag TSH (1st c-?) 1 bowl rim white Alentejo cw3 1 base ? cw3 2 amph. handles 2 unidentified cw			SDNR " " " "
-	001 Bank 5 Rm 14	June 20	6 joining frags of coarse flat base 1 burned cw rim (cw3?) probably an olla			SDNR SDNR
-	001 Bank 89 Rm 14	June 22	1 white Alentejo cw1 1 silver cooking fabric base			SDNR SDNR
-	002 Bank 91 Rm 14	June 24				
-	005 Bank 7 Rm 14	June 21	1 ARS bowl sherd, undatable but before stuc.			SDNR
-	008 Bank 24 Rm 14	July 5	1 unidentified bowl rim, cw3?			SDNR
-	009 Bank 25 Rm 14	July 5	1 TSH frag - not datable 1 cw3 2 joining frags basin base 3 " " " " (related to cw4) 1 frag silver cooking fabric 1 unidentified cream colored ware with grey core 1 unidentified coarse ware			SDNR SDNR SDNR SDNR SDNR SDNR

Bone B, Bone/Ivory BI, Coin C, Glass G, Metal M, Plaster P, Stone S, Terracotta T, Botanical Specimen BS, Geological Specimen GS, Zoological Specimen ZS, Miscellaneous Q

W. Baths, Exterior SE.

Biers

Number	Locus	Date	Description	P	D	Comments
-	002 Bask 4	June 29	7 frags cw 4 including 3 joining from rim (pre-Roman?) 1 frag cw 3 1 rim Sines cooking ware 1 Roman amphora handle 1 unidentified sherd, semi-pur			SDNR " " "
	002 Bask 5	June 30	4 frags cw 4 join + Bask 4 1 base cw 4 1 rim cw 4? 8 frags cw 3 wheel made 1 pitches shoulder 2 joining & 1 non-joining wall frags of imported amphora amphora handle similar to Bask 4 3 white Alentejo cw 1 2 Sines cooking fabric			SDNR " " " " "
	003 Bask 7	July 1	1 wheel made white Alentejo 1 cw 3 1 burned frag cw 3?			SDNR " "
	003 Bask 10	July 4	4 frags cw 3, including neck 1 cw 3? with red slipped interior 1 cw 3 rim same as Bask 9 6 frags in pale fabric 11 white Alentejo from 4 vessels: 5 joining & non-joining frags of imported pitches 1 imported amphora rim 4 unidentified frags			SDNR " " " " "

W. Baths, Exterior SE

Biets

Number	Locus	Date	Description	P	D	Comments
004 Bask 8		July 1	1/4 joining 1 frag silver cooking fabric base 5 frags white Alentejo closed vessel 1 frag. white Alentejo 5 frags from 2? local amphoras, fabric like CW3 3 frags CW3 1 frag CW4 1 frag CW5			SDNR " " " " " "
004 Bask 9		July 4	6 frags white Alentejo 9 frags CW3 (3 possibly fine ware rim) 2 frags burned CW4, wheel made, with scratched decoration on exterior			SDNR " "
004 Bask 11		July 5	9 frags white Alentejo, Roman, tripod oinochoe white Alentejo mortarum rim with combed dec. on ext. 2 non-joining frags white Alentejo handle 5 frags white Alentejo 2 frags Dark Alentejo 3 frags base silver Chingbar 3 frags silver cooking			SDNR " " " " "

continued next page

MIROBRIGA 1983

Missouri Portugal Project

Object Registry

W. Baths, Exteriores SE

Biers

Number	Locus	Date	Description	P	D	Comments
	004 Bask II cont.	July 5	2 joining & 1 non-joining frags of small pitches, unidentified fabric 5 frags CW3 2 frags imported amphora 1 toe from Roman amphora 1 CW3 wheel made bowl + heavy outward thickened rim 4 joining frags imported cooking pot 1 frag burned CW3? amph. 10 frags Roman fine ware possibly same lid as 002, Bask II			3DNR

Bone B, Bone/Ivory BI, Coin C, Glass G, Metal M, Plaster P, Stone S, Terracotta T,
Botanical Specimen BS, Geological Specimen GS, Zoological Specimen ZS, Miscellaneous Q

Pottery '84

Pottery

MIROBRIGA 1984

Missouri Portugal Project

Object Registry

BIERS

Number	Locus	Date	Description	P	D	Comments
770	W. Batters NW Chyd 002 Bank 10	Aug. 3 1982	Rim fragment from a plate African Red slip ware max D. 0.034m.	✓	✓	from cleaning walk
771	E. Batters Rm 14 002 Bank 11	June 23 1984	Bowl fragment. TSH? Relief P.W. 0.03	✓	✓	fabric to be determined
772	E. Batters Rm 12 SE Tr. 003 Bank 3	June 15 1984	Rim fragment, TSH P.H. 0.017, P.W. 0.017. Ridge lip flat, rim rounded. narrow ridge below lip on exterior, groove at base of rim (or rouletting?)	✓	✓	Drag 25/27 (1st c.?)
773	"	"	Rim from imported cooking pot. P.H. 0.02. Vertical rim slightly thickened on anterior. Preserves pinched with wall. Frag. broken on 3 sides	✓	✓	(early Roman)
774	E. Batters Rm 12 SE tr. 006 Bank 4	June 18	sigillata frag with part of stamp. P.O. From floor. rectangular stamp P.L. 0.019. Frag. broken all round preserves small part of foot	✓	✓	
775 a & b	"	"	1 rim & 1 non-joining body sherd, TSH P.H. 0.02, P.H. a 0.025	✓	✓	Drag 25/27 (2nd c.?)
776	"	"	1 handle frag from imported cooking pot. Strap handle concave on underside. P.L. 0.042 W. 0.018	✓	✓	
777	"	"	Bowl rim with exterior groove, 2 joining frags. P.H. 0.023. P.W. 0.04	✓	✓	probably not CW 3
778	E. Batters Rm 12 SE trench 1st ext. 006 Bank 9		Rim Frag. Gaulish P.W. 0.029 P.H. 0.023 Broken all round. Rim thickened on exterior	✓	✓	

MIROBRIGA 1984

Missouri Portugal Project

Object Registry

Biers

Number	Locus	Date	Description	P	D	Comments
779	E. Baths Rm 12 Trench IV 003 Bank 17	June 26	3 joining frags. of a lamp lower back. Gilded. Italian		✓	1st to 2nd C.
780	E. Baths SE trench Rm 12 006 Bank 14	June 22	Rim frag. TSH #002 . Max. W. 0.025 Plate rim with rounded lip		✓	Drag. 17?
781	E. Baths SE. tr. Rm 12 006, Bank 14	June 22	Rim frag. coarse ware P.H. 0.03? surface chipped below lip on inside.		✓	
782	"	"	coarse ware rim P.H. 0.03. Rounded lip thickened slightly on exterior		✓	
783	Rm 12 1st ext. trench 006, Bank 10	June 21	TS H frag. broken all round		✓	Drag 25/27?
784	Rm 12 003, Bank 8	June 21	Trefoil mouth from CW3 pitches P.H. 0.03 Th. 0.005		✓	
784 785	"	"	Rim frag, TSH. Tingy frag. Groove below lip on exterior 3 (1 heavy, 2 light) on exterior		✓	TS4?
786	E. Baths SW chyd wall Locus 003 Bank 7	June 22	Frag of ^{foot} base and wall from a CW plate. Interior of foot grooved. Max Th. 0.008		✓	late
787	"	"	Frag. preserving part of base and wall. ARS surface U-worn. P.H. 0.025?		✓	Form 8 or 9

MIROBRIGA 1984

Missouri Portugal Project

Object Registry

Pottery

Biers

Number	Locus	Date	Description	P	D	Comments
788	E. Batters SW chyd wall 003 Bank 7	June 22	Rim frag, ARS		✓	Form 50
789	E. Batters SW chyd wall 003 Bank 7	June 22	Rim frag. ARS		✓	Form 50
790	E. Batters Rm 12 Trench I Loc 003 Bank 20	June 27	Rim fragment, TSH		✓	Drag. 25/27
791	E. Batters SW chyd wall 003 Bank 7	June 22	Coarse ware rim		✓	
792	"	"	Coarse ware rim burned. Flat outturned rim		✓	
793	"	"	Coarse ware rim and 3 joining body sherds, Siles cooking ware		✓ KS	
794	" 004 Bank 8	"	Coarse ware rim		✓	
795	"	"	Coarse ware rim outturned rim flat on top		✓	possibly related to CW3
796	"	"	Mortarium rim and part of wall. 5 joining frags. Two grooves on top of rim		✓ KS?	

Pottery

Biers

Number	Locus	Date	Description	P	D	Comments
797	E. Baths Room 10 Locus 009	June 1983	Base of ^{small} coarse ware vessel		✓	
798	E. Baths Room 12 TRENCH VI Locus 002	June 1984	1 white ware mortar rim probably imported. Outward & inward thickened rim. Grooves around inside below rim. Flaked from 2 frags. Th. 0.01m		✓ KS	
799	"	"	1 shoulder of a Roman lamp. Broken on all sides. preserves part of groove around ditch			last quarter of the 1st c. or later
800	E. Baths Room 12 TRENCH VI Locus 001	"	weight ten numbered T-17			
801	E. Baths Room 12 TRENCH VI Locus 002	"	1 coarse ware bowl with complete profile & rim. Outturned rim roughly decorated with two rows of slight incised lines. H. 0.09. Th. wall 0.013		✓ KS	
802	East Baths Room 12 9th Trench 1st & 2nd ext. IV, V, VI Locus 001	25 June	3 frags of unidentified coarse ware			SDNR
803	B. 15	26 June	1 Roman handle Amphora lower handle attachment - (1st - 2nd c.?)			
804	B. 18		1 frag. white Alentejo (c.w. 1)			
805			1 frag. coarse w. 3			
806			1 " " " 4			
807	Locus 002 E. B 6	1 June	1 frag. coarse w. 3 1 unidentified chip			SDNR
808	T. IV Q. 6 Locus 002	25 June	1 unidentified frag of the mouth of a hob mouth jar			
809			1 white Alentejo, large jar with inverted rim			

Pottery

MIROBRIGA 1984

Missouri Portugal Project

Object Registry

East Baths, Rm 12

Biers

Number	Locus	Date	Description	P	D	Comments
810	T.IV.B.16 002	25 June	2 non joining frags. of a tile (?)			SDNR
811	T.V & VI 002 B.19	27 June	1 white ware mortar rim, probably imported			R (798)
811			1 imported white ware sherd			SDNR
812			1 possible Amphora fragment			
813	B.25		1 Amphora rim like 83P. 318			
814			1 wall frag. of an Amphora			
815			1 tile frag.			
816			1 coarse w. base with complete wall profile & rim			R (801)
817			1 rim to 84P. 792			SDNR
818	003 SE T. 1514 2nd CAT. B.2	15 June	10 frags. coarse w. 3			SDNR
819			2 joining & 1 non joining frag. of the base of a c.w. 4 jug			
820			1 frag. of c.w. 4			
821			2 chips of white Alentejo (c.w. 1)			
822	B.3	"	1 frag. Sines cooking ware with wheel ridging			SDNR
823			4 or 6 frags. incl. an inverted rim of an imported cooking pot (EARLY ROMAN)			R (773)
824			2 pieces of c.w. 4			SDNR
825	B.7	21 June	5 frags. cooking ware 3			
826			2 coarse w. 2 cooking pots			
827	B.8.	"	11 frags. of c.w. 3			
828			2 frags. of c.w. 4			
			1 rim T.Sq. App.			R (785)

Pottery

MIROBRIGA

Missouri Portugal Project

Object Registry

K. Batus, Rm 12 SE trench

Biers

Number	Locus	Date	Description	P	D	Comments	
829	2nd ext. n. 003	21 June	1 frag. of sines cooking fabric			SDNR	
830	B.12		1 frag. probably lower body of black thin walled vessel (see. v. 4)				
831	2nd ext. fr.		2 frags. c.w. 3				
832	*see next page		5 joining & non joining frags of an imported white ware pitcher shoulder				R
802							
833			1 frag. c.w. 4 (?)				
834			1 chip of campana A				
835			3 non joining frags of A etc. Roman lamp				
	T. IV B. 17	25 June	3 joining frags of the lower handle of an Italian glazed lamp (1st-2nd c.)			R (779)	
836			2 pieces of c.w. 4			SDNR	
837	B. 24	27 "	2 non joining frags of Gaulish sigillata (1st c.)				
838			1 frag. sines cooking ware				
839			1 frag. of black slipped thin walled vessel like T.I & V B. 27				
840			8 frags of c.w. 3				
841	T. I, VI B. 20	"	1 reddened thin walled ware-micaceous grey fabric with black & grey inclusions, very little white				
842			1 coarse ware base unidentifiable				
843			1 coarse ware 4 (?) jar				
844			1 rim frag. probably Roman in date				
845	B. 21	"	2 frags. c.w. 3				
846			reddened rim probably c.w. 4				
847	B. 25	"	1 rim Terrasigil. Gaulica (Dug. 18?)				
848			3 frags. c.w. 3				
849	B. 26	"	2 joining frags of an unidentif. c.w. ring foot			SDNR	

Bone B, Bone/Ivory BI, Coin C, Glass G, Metal M, Plaster P, Stone S, Terracotta T, Botanical Specimen BS, Geological Specimen GS, Zoological Specimen ZS, Miscellaneous Q

Pottery


MIROBRIGA

Missouri Portugal Project

Object Registry

E. Baths, Rm 12

Biers

Number	Locus	Date	Description	P	D	Comments
802	003 B. 12 003 T. I, VI B. 27	2 June	5 joining & non joining frags of an imported white ware pitcher shoulder		✓ KS	SDNR decorated with single groove
		27 June	28 frags. c.w. 3 + 2 with red slip on the inside from closed vessels 13 joining & non joining frags. of a base of a pot of lines cooking ware & non-joining frags of another wall frag. of the same fabric 2 cooking pots probably c.w. + 1 rim of an imported white ware jar (?) 8 joining & non joining frags of the 2nd white ware small vessel 1 imported white coarse ware (montre?) 8 non joining frags of an imported black slipped thin walled cup (1st e.?) 1 Roman lamp's shoulder no earlier than late 1st e.			SDNR
803		3-	joining frags & the non joining base with graffiti M of an imitation HA 12 with a groove inside the rim ^{rouletting} _{inst.}		✓ KS	SDNR Neronian to
804			1 gaulish rim of Drag. 18 max. Dim 0-02		✓ KS	Early Flavian
805			1 gaulish rim with bar hole on top of rim. Outward thickened rim		✓ KS	
806			1 gaulish rim 6 more sigillate sherds (gaulish) 5 unidentified sherds		✓ KS	SDNR
	L. 006 SE. 151 2nd ext. B. 4	18 June	from non-joining body sherds of a 2 plate frags, probably T. sig. 11. Hip. 1 frag. of imported white ware 2 small frags of coarse w. + 8 frags of white Montrejo (c.w. 1) including 4 non joining frags of one			

Pottery

MIROBRIGA 1984

Missouri Portugal Project

Object Registry

E. Baths, Rim 12

Biens

Number	Locus	Date	Description	P	D	Comments
	006 B. 4 tr. I	18 June	burned, 2 joining frags of a 2nd burned, 2 joining frags of a base joining & non joining frags of the base & 2 shoulders of it total 3 frags of c.w. 3 with slip in the interior or exterior. 26 other frags of c.w. 3 including 3 from cooking pots. 2 frags of white Alentejo First century Italian made lamp 3 to 5 joining frags of the c.w. 3 vessels L.006 B.4 incl. neck & a handle frag. 40 other frags of coarse ware 3 incl. 2 evening pots & one unidentified. 3 frags of sigillata Hispanica incl. a chip from a rim of Drag. 27 1 handle frag. possibly of c.w. 4			SDNR
	006 B. 9	20 June	1 frag. Terrasigillata Hispanica 6 pieces of coarse w. 3 incl. 1 burned & 1 non joining frag			SDNR
	B.10	21 June	2 non joining frags of 1 c.w. 3 rim 2 pieces of c.w. 3 with red slip on the interior 13 other frags of c.w. 3 1 unidentified shard 2 joining frags of a possible site. lamp			
	B.14	22 June	1 wall frag of the same imported than walled ware as L.009 B.13 1 frag of Terrasigill. Hispanica			SDNR

Pottery

MIROBRIGA 1984

Missouri Portugal Project

Object Registry

E. Baths, SW Courtyard wall

Biers

Number	Locus	Date	Description	P	D	Comments
-	SW Courtyard wall 001 Baths 1-3	June 14 15 18	2 Roman amphora toes; 2 body sherds; 1 Roman amphora handle & 1 body sherd same fabric. 1 other amphora handle. 2 bases, 2 rim Siles Cooking Fabric. 2 undatable CW bases, 2 frag. CW handles, 1 dark red CW sherd, 3 orange CW sherds. 1 frag ARS			Modern pottery from these baskets thrown. SDNR
	001 Bath 4	June 19	1 frag modern china; 1 west Iberian amph. rim & body sherd; 1 CW frag, unidentified, but possibly late. 1 possible fine ware rim, possibly late Roman. 1 base Siles Cooking Fabric. 1 late base & rim, prob. white Alentejo. 5 sherds Siles Cooking Fabric. 10 orange CW Fabric			SDNR # 808 # 807 modern basket. Join across fresh break with Bath 5.
	002 Bath 5	June 20	2 Roman amphora shoulder to neck frags. 8 other amphora frags. 1 water pipe frag. 24 coarse orange fabric incl. 1 burned. 1 coarse orange interior tined rim. 1 burned white ware jar rim & handle stub. 1 ditto flanged bowl rim #809. 1 white ware rim like #792. 3 sherds probably related to those two, & a base. Siles Cooking Fabric or white Alentejo. 3 basin bases, 1 echinus bowl rim, 1 everted triangular rim, 11 joining & non- joining frags from small pitcher, 6 other sherds. 1 imported white ware			SDNR except # 809
	003 Bath 6	June 20	2 frags from at least two W. Iberian amphorae. 3 frags Siles Cooking fabric 1 rim probably same fabric & probably from same a large jar. 1 everted bowl rim (registered) + 1 sherd from same vessel, possibly late CW3			SDNR
	003 004 Bath 7	June 22	4 west Iberian amphora body sherds & 1 rim frag. 1 frag from small amphora. > late Roman CW imported pitcher frags. 1 late Roman mortarium frag. 3 non-			

Number	Locus	Date	Description	P	D	Comments
—	sw. ch. yard wall 003 Bark 7 cont.	June 22	2 joining frags from plate base Silver Cooking Fabric - 3 heavy pitches bases. 6 joining & non-joining Silver Cooking Fabric pitches frags. 1 ditto wall frag. 7 burned wall frags ditto (probably same vessel # 791-793). 1 rag tile, white Alentejo. 1 late Roman undecorated lamp base			SDNR
	004 Bark 8	June 22	3 W. Iberian amphora sherds; 8 joining & non-joining ARS plate frags (possibly Form 50). 2 non-joining frags ARS - 1 ARS rim (form 32/50). 3 base frags Silver Cooking Ware incl. 1 burned. 1 rolled rim, burned, Silver Cooking Fabric. 2 wall frags, Silver Cooking Fabric. 1 orange clw bowl? rim. 3 joining & non-joining frags of an unidentified clw fabric. 2 joining frags of baggy jug with everted rim.			SDNR
	004 Bark 9	June 25	1 amphora frag. 1 frag clw 3. 2 frags clw 4. 1 flanged rim from table amphora. 5 joining & non-joining ARS rim, form 50. 3 4 frags Silver Cooking Ware			SDNR
	Room 4 009 Bark 3 4	June 28 29	9 joining frags of bottom of unidentified coarseware flat based vessel. 1 Silver Cooking fabric with thick everted rim. 1 ARS frag, 3rd-4th c. 6 joining & non-joining frags of small cooking pot with half the profile			

Poltern

MIROBRIGA 1984

Biers

Missouri Portugal Project

Object Registry

Number	Locus	Date	Description	P	D	Comments
807	E. Bathy SW Chyd Wall 001 Bank 4	June 19	Rim fragment from a mortarium, Sines Cooking fabric Th. wall 0.008. Flanged Flanged rim grooved on exterior. One groove on interior at base of rim. Preserves small part of wall		✓ KS	
808	"	"	Rim fragment TSH vertical rim, outward thickened. Groove at junction with wall		✓ KS	3rd c.?
809	" 002 Bank 5	June 20	Flanged bowl rim, burned. White Ware, Frag. Th. wall 0.005 P.H. 0.027		✓ KS	
810	" 004 Bank 9	June 25	Basin rim + incised wave pattern. Frag. Sines Cooking ware preserves most of wall - P.L. 0.04		✓ KS	
811	W. Bathy N of Rm 3 002 Bank 2	June 27	Two-handled wide-mouthed jar, Sines Cooking fabric			

Stone

Stone

MIRO BRIGA 1983

Missouri Portugal Project

Object Registry

Biers

Number	Locus	Date	Description	P	D	Comments
—	WB road Not steps of W. end 002 2	6/15	2 frags of revetment, limestone SDNR			
S-20	WBath road 002 2	6/15	Frag. of limestone revetment		X	
S-21	"	"	"		X	

Bone B, Bone/Ivory BI, Coin C, Glass G, Metal M, Plaster P, Stone S, Terracotta T,
Botanical Specimen BS, Geological Specimen GS, Zoological Specimen ZS, Miscellaneous Q

Stone

MIRO BRIGA 1984

Missouri Portugal Project

Object Registry

E. Baths

Biers

Number	Locus	Date	Description	P	D	Comments
S 2b	Rm 16 001 8 10 Banks 5, 6, 11	May 30 May 31 June 8	Fry's of marble veneer.			
	Room 14 009	June 29	Grinding stone - rounded bottom, concave, smoothly worked upper surface. P.L. 0.235, P.W 0.165 Th. max. 0.07. crystalline, grey stone			Iron Age?

MIRO BRIGA

Missouri Portugal Project

Object Registry

Number	Locus	Date	Description	P	D	Comments
S27	E. Butler's Room 4	July 7	<p>Mirobriga 1986</p> <p>limestone plug for 6 metal clamp, wedge-shaped. H. 0.045, w. top 0.035 sq.</p>			From West pool parapet
S28	E. Butler's Room 4	July 7	<p>limestone plug for metal clamp, wedge-shaped H. 0.03, L. top 0.045, w. top 0.025</p>			From West pool parapet

Bone B, Bone/Ivory BI, Coin C, Glass G, Metal M, Plaster P, Stone S, Terracotta T,
Botanical Specimen BS, Geological Specimen GS, Zoological Specimen ZS, Miscellaneous Q

Terracotta

Number Locus Date Description P D Comments

T-2	EB Rm. 10 005 3	7/4	loom weight frag. preserving upper part with suspension hole	/		
T-3	W. E. Baths Room 14 005	-	cover tile fragment preserving 2 edges, partial P.L. 0.225. P.W. 0.10. Th. 0.017 5YR 7/6 reddish yellow	/		
T-4	E. Baths Room 14 005		cover tile. frag 2 joining frags preserving ^{part of} one long edge. P.L. 0.41, P.W. 0.14 2-5YR 6/8 light red Th. 0.015	/		
T-5	E. Baths Room 14 009		cover tile frag. preserving ^{part of} edge - P.L. 0.10, P.W. 0.09. Th. 0.005 2-5YR 6/4 light reddish brown	/		
T-6	E. Baths Room 14 009		cover tile frag. preserving part of 2 edges. P.L. 0.22, P.W. 0.18. ^{Th. 0.016} 5YR 7/8 reddish yellow raised band (w. 0.025) along inside of long edge. Th. 0.02	/		
T-7	E. Baths Room 14 009		cover tile frag. preserving part of 2 edges. P.L. 0.175 P.W. 0.23. 2-5YR 5/8 red. Th. 0.025	/		
T-8	E. Baths Room 14 009 Bark 25	July 5	Frag. of pan tile preserving flange along 1 edge, groove at back. P.L. 0.15, P.W. 0.11 2-5YR 5/8 red Max. Th. floor 0.03	/		

Terracotta

MIRO BRIGA 1983

Missouri Portugal Project

Object Registry

Biers

Number	Locus	Date	Description	P	D	Comments
T-9	E. Baths Rm 14 009	-	Pan tile frag. preserving flange. P.L. 0.11, P.W. 0.12, Th. floor 0.021. 2.5YR 5/8 fired grey at core.	/		
T-10	E. Baths Rm 14 009 Bark 25	July 5	Pan tile frag preserving flange, part of one edge and groove at back. P.L. 0.31, P.W. 0.175, Th. floor 0.03. 5YR 6/8 reddish yellow	/		
T-11	E. Baths Rm 14 009	-	Pan tile frag. preserving flange. P.L. 0.20. P.W. 0.155, Th. floor 0.023. 5YR 7/6 reddish yellow	/		
T-12	E. Baths Rm 14 009	-	Pan tile frag preserving flange, part of one edge and cut at back. P.L. 0.32, P.W. 0.155, Th. 0.035 5YR 4/6 yellowish red	/		
T-13	E. Baths Rm 14 008 Bark 21	June 30	Pan tile frag. preserving flange, part of one edge and groove at back. P.L. 0.24, P.W. 0.31, Th. floor max. 0.03. 2.5YR 6/8 light red	/	/	

Number	Locus	Date	Description	P	D	Comments
T-14	E. Baths Rm 14 008 Bark 21	June 30	2 joining frags of ceiling tile preserving complete dimensions. L. 0.46, W. 0.13, Th. 0.024. 2-5YR 6/6 light red - coarse fabric with grog and sand.	/		reg. no. 83.12.4
T-15	E. Baths Rm 14 008 Bark 21	June 30	Frag. of ceiling tile preserving mortar on underside. 0.02 Th. At end tile frag Edge of mortar preserved at 0.03 - 0.032 from edge. P. L. 0.18, W. 0.13 Th. 0.022. Fabric as T-14	/		
T-16	E. Baths Rm 14 008	-	Flanged tile or brick. L. 0.31, W. upper 0.25, lower 0.265, Th. 0.038-0.04.	/		

Terracotta

MIROBRIGA 1984

Missouri Portugal Project

Object Registry

BIENS

Number	Locus	Date	Description	P	D	Comments
T-17	E. Baths Rm 12 001 Balk 22	June 26	straight sided weight with suspension hole. P.H. 0.095 W. base 0.054, L. base 0.047 IOXR 412 with tiny white inclusions. Broken across top and down one side	✓		Trench <u>VI</u>

Bone B, Bone/Ivory BI, Coin C, Glass G, Metal M, Plaster P, Stone S, Terracotta T,
Botanical Specimen BS, Geological Specimen GS, Zoological Specimen ZS, Miscellaneous Q

Miss. Allen

BIERS

Number	Locus	Date	Description	P	D	Comments
Q-20	South Service Area 005 8	7/22	2 slag frags			

MIRO BRIGA 1982

Missouri Portugal Project

Object Registry

[BS-2 = CAIRO]

BIERS

Number Locus Date Description P D Comments

BS-3

W. Baths
S. Service
Area
005
8

7/22

Carbonized Wood for species I.D.

Bone B, Bone/Ivory BI, Coin C, Glass G, Metal M, Plaster P, Stone S, Terracotta T,
Botanical Specimen BS, Geological Specimen GS, Zoological Specimen ZS, Miscellaneous Q

ARCHITECTURAL INVENTORY

Architectural Fragments
Mirobriga 1982
West and East Baths

West Baths : Room 4

over →

1, 2

possibly in situ

2 pilasters restored by east pool. ^{Limestone?} Marble? Surface weathered.
Bases cut ^{from} of one block: ^{(Attic) Ionic pilaster base on} rectangular plinth ~~(supports two~~
~~torus moldings)~~. Position of bases fairly secure, but
de Almeida re-applied them to their brick sub-
structures. Bases and capitals in room 4 are
similar to those in room 6, but larger ^{(although capitals} capitals
arbitrarily applied at a height picked by de Almeida. ^{restored in}
Fluting of pilaster preserved only in fragments, re-
stored only in room 4, but presumably the same ^{wrong}
in room 6. ^{pairs)}

Drawing: Base ^{drawing largely taken from southern base (#2)} drawn as preserved except that broken
east upper-torus corner is restored; fluting drawn as
restored by de Almeida with the two intact fragments
indicated. (Either the top or the bottom of the
pilaster-~~body~~ was set off by different fluting, of
which only two edge-fragments are preserved. De
Almeida has restored them above the base.

#5, 6

Connection between fragments and base completely
unsure.) #7 fluting (not drawn) provided indication of different pilaster
width from that restored by de Almeida.

Substructure of pilaster is brick, over which the stone
slabs of the base, flutes, and capital are applied.
Pilaster dimensions similar in room 4 - both
pilasters used in reconstructing ~~the~~ the drawing.
Southern base has chipped corner of upper torus ^{#2}
(east corner); northern base is split vertically ^{#1}
and rejoined. Surfaces worn but edges still
clear. Some parts disguised by de Almeida's
cement.

check

#1 Pilaster Base,
Limestone
H. 0.23, w. plinth 0.78, Th. 0.13

Broken vertically into two pieces. Surface chipped and weathered, possibly in antiquity. Core seems to be filled with ancient cement and two courses of bricks set on top. Seem to be inside.

Edge of upper torso set back considerably from edge of cavetto on sides, but see note on front.

(Attic) Ionic base on tall plinth.

#2. H. 0.23, w. ^{plinth} 0.78, ^{plinth} Th. 0.13
Limestone, upper left corner broken. Heavily weathered.
Restored (modern cement underneath)

#3. Pilaster Base
Limestone w. upper 0.685
H. 0.24, w. plinth 0.725, Th. 0.14-0.15
Upper left corner broken & missing
Same type as #1 & 2 but base of cavetto projects further beyond upper torso on the front, although not on the sides, the opposite of #1 & 2

#4 Pilaster Base
Limestone.
H. 0.24, w. plinth 0.735, upper 0.67, Th. 0.165
Upper back left corner broken. Heavily weathered.
Same as #3.

Title

medium

location

Dimensions

condition

Description

West Baths cont. : Room 4 Bases

# 1,2	Dimensions:	<u>Plinth</u>	0.78 m.	x	0.13 m.	x	0.085 m.
			(L.)		(W.)		(H.)
		<u>Upper Torus</u>	0.695 m.	x	0.11 m.	x	0.03 m.
			(L.)		(W.)		(H.)
		<u>Total H.</u>	0.23 m.				

5, 6, 7 Fluting as restored across width of pilaster consists of 13 vertical segments, 7 flat on the surface and 6 concave (crosssection 1 2 3 4 5 →). ~~sequence begins~~ sequence begins and ends with a flat segment. Within each concave flute at the base of the pilaster is a convex "rod" with a rounded terminal. See drawing. (Did 2 drawings, one based on de Almeida and one based on fragment # 7)

Restoration incorrect as indicated by fluting frag. # 7. Probably 11 vertical segments should be restored. Restored L : 0.65 m. (total façade) W. of each vertical strip : 0.05 m. H. unknown Max. pres. H. of convex "rod" within flute : 0.11 cm. Restored H. of " " " " : 0.21 cm. W. (depth) of fluting over base : ca. 0.06 m. Fluted edge as restored turns the corner of the brick pilaster substructure (.08 m. preserved).

Capital NOT DRAWN from rm. 4 # 8 = north cap # 9 = south cap

8 = same size as # 10 from room 6 = belongs in room 6. # 11 from room 6 belongs here, Tips of lower left acanthus leaf & upper central broken & missing. Left corner of abacus broken & missing. Same size as # 10, but volutes not as carefully carved; ends not cut through and no strut.

Total H.	0.645 m.
Base L.	0.655 m.
Limestone	
L. corner to corner A-B	0.675 m.
Max. W.	0.617 m. C-D



9 badly damaged & restored. Total H. 0.649 m. Right volute & abacus broken away. Lower right side restored in cement. Same size as # 11, but same carving as no 8. Left volutes preserved and not cut out - no strut.

#5

Fragment of stop pilaster reentrant

Restored to s. pilaster, Rm 4

Limestone.

P.H. 0.30, P.W. 0.22, Th. 0.07, w. flutes/arrises 0.05

Broken at top and bottom. Preserves left edge.

Ionic/Corinthian fluting with top of the arrises preserving top of "stopped" fluting.

#6

Pilaster reentrant

Restored to s. pilaster, Rm 4

Limestone

P.H. 0.17, P.W. 0.18, Th. not exposed, w. flutes ^{? fillet} D. 0.045, spaces between 0.05

Frags. broken at top and bottom preserving top flutes?

#7

8 other frags, not catalogued, embedded in same pilaster

West Baths cont.

Room 6 Bases - Marble? Surface weathered.

3,4 As in room 4, bases restored over brick pilaster substructure. Bases look the same as those of room 4, but are smaller. The upper half of the southern base is smaller ^{#4} (by 2.5 cm.) than its northern counterpart ^{#3} in room 6. The major difference between the bases of 4 and 6 lies in the fact that, in 4 (top view), three molding-edges are visible to the sides, and two in front; in 6, ~~two~~ two are visible to the sides, and three in front (see drawing).

Plinth: 0.73 m. L. x 0.14 m. W. x 0.085 m. H.

Upper torso: 0.69 m. L. x 0.095 m. W. x 0.035 m. H.

Total H.: 0.245 m.

Surfaces of bases worn, southern base more badly.

Bottom and back (against brick pilaster) of northern base (model for drawing) chipped in places.

Fluting not restored in room 6.

CAPITALS 10 + 8 belong together (smaller) + 11 + 9 (larger) - ^{d'Almeida} Restored in in correct pairs

10, 11 Capital has three levels or rows of leaf and volute elements. (southern capital) which is the same but larger, belongs in rm. 4. Capitals are symmetrical in appearance but not fact; glazing asymmetries reproduced in drawing (smaller ones not always possible to illustrate at this scale). Vegetal elements crowned by 4 moldings, into two of which the upper (edge) volutes protrude. Center of top moldings covered by rounded, protruding, wraeus-shaped member. don't know when to call it!

Total H. 0.045 m. 0.45

Base L. 0.055 m. - of base 0.55

L. 0.075 m. - upper corner - to - corner (straight across, not allowing for setback of west corner)

Max. W. ca. 0.017 m. (back cemented over)

11 see reverse

11 (in room 6, belongs on columns of room 4)

Total H. 0.050 m. 0.50

Base L. 0.062 m. 0.62

L. top corner to corner 0.085 m. approx. (restored) 0.85

Max. w. 0.015 m. (back cemented over) 0.15

Pilaster Capitals

10. Restored to north pilaster Ru 6

H. 0.45 w. base 0.55 Exp. Th. 0.17

Limestone

Surface weathered, some pitting. otherwise intact.

Two acanthus leaves in lower row on front, one small one on each side.

Three above on front. Two at edges extend around sides. Cauliculi

Spring from lower row. Volutas and helices small. Strut joins volutas at sides. All leaves plain. Rosette above plain

11

Restored to south pilaster Ru 6

H. 0.50. w. base 0.62, Exp. w. 0.15

Limestone

Right corner abacus missing. Heavily weathered. Acanthus leaves 2nd row on sides - tips chipped off. Right helix missing. same type as no. 10. but larger - carving of lower row of acanthus differs slightly - not cut down as deeply. note to desc.



West Baths cont. Columns - marble? surface weathered.

#12,13 Two columns preserved from one façade. Original location unknown. One is a full column with a shorter 1/2-column to one side (or front). The other is a 1/2-column which stands alone. Fragments lying on ground.

#12 Full column (from room 1)

Top Broken at point of join with ^{upper molding} ~~cap~~ of shorter 1/2-column. Restored in drawing. ^{large column upper molding} ~~Echinos~~ very worn (on 1/2-column side). Base edges worn, especially at transition between columns. Base-edge of 1/2-column broken in one place. Capitals missing. Rectangular dowel hole preserved roughly in center of full-column base. Square molding runs around base of both columns and ^{vertically} up the join between the two, ending in a T-shaped intersection with the ^{moulding} ~~echinos~~ of the 1/2 column. Capital supports of full and half column are rounded moldings. Only full column would form a true circle at the base.

H. full column	2.97 m.	
Diam. top	0.37 m.	D. resting surface 0.34
H. 1/2-column	2.40 m.	
Radius 1/2 column top	0.18 m.	0.17 resting surface
L. of base (both)	0.29 m.	(to join with full column body)
D. base (large column)	0.64 m.	(to back of vertical molding)
Square molding - full column	0.30	0.635
		B. w across back 1/2 col. incl. molding 0.33
vertical molding → base width (base)	0.04 m.	} (of vertical strip)
→ top width (top)	0.03 m.	
H. base molding	0.04 m.	
Projects 0.03 from full column	0.025 m.	smaller (vertical) molding cross-section
0.02 from 1/2 column		
Square molding - full column base		
H. base molding full	0.05	} larger molding cross-section
" " " half	0.04	
top width	0.05 m.	} base edge flat on both columns
base width	0.055 m.	

* Top width of thinner + thicker molding consistent. Base width varies depending on location of molding, because base flares out + down from top ca. 0.005 when it can . It can't flare on both sides when it runs along column base or edge .

H 12.

column with attached half column.

Sao Brños marble - (very crystalline)

Dimension: see phot p.

not down cutting in base of full col. 0.06×0.05 Depth 0.015

only one side visible

Broken across large column at top of half column and diagonally down. Top of full column broken on one side. Large area missing in shaft below break. Base welding chipped away at junction with small column on ^{both} sides. ~~at junction~~ Holding between two columns chipped extensively. Base welding of 1/2 column broken on side that rests on ground.

Unfluted column with simple squared base molding and torus with fascia below at top. Flat vertical molding separates the two columns

13

1/2 column shaft.

West Baths. cont. Columns

#13 Hay column (found in ^{Room 8} ~~west~~ of East baths; ^{same type as} belongs with column in room 3 of West baths; neither in situ)
 Three ^{sao Brimos Table} joining fragments of preserving
 Preserved in 3 joining pieces, base to near ^{top of shaft} ~~capital~~
 3rd piece (upper quarter) badly worn. Back and base flat. ^{Flat} Square molding runs around base and up sides.

Preserved H. (reconstructed on paper) ca. ~~0.83m~~ 2.110?

Base \perp (across back) 0.31
 Column radius (not true circle) ~~0.23m~~
 W. base 0.20
 Molding: #. base 0.04

Vertical Molding
 top width 0.035m.
 base width 0.04m.
 #. at base 0.025-0.03
 at top of 2nd piece 0.02

(same dimensions as 1/2 column attached to full column)

Molding projects 0.02 from shaft.



1/2 column flat across back with vertical molding down both sides at back.

Column Base within walls of room

#14, 15 Type 1 (sandstone)

2 bases of yellow sandstone in south wall: ^{square} plinth supporting ^{Plinth} two torus moldings, carved in one piece. One base missing entire top half. ^{#15} Badly worn on all edges. ^{Built} ~~Cemented~~ into ^{Portico} wall [by de Almeida] so parts of two sides obscured.

#14: ~~Total H.~~ ^{H. including plinth} 0.39 m. H. base 0.22

~~W. of plinth~~ 0.41 m.

~~Diam. of upper torus~~ ^{top} 0.40 m.

H. of upper ^{molding} torus 0.095 m.

Diam. of lower torus 0.42 m.

H. of lower torus 0.07 m.

#15. Sandstone. Built into s portico wall west of doorway.
 H. including plinth, 0.36
 H. base 0.20
 W. plinth 0.41
 D. top. 0.39-0.40
 H. upper molding 0.065
 D. lower " 0.42
 H. lower " 0.08
 Upper edge chipped. Whole surface worn. same type as #14 but slightly diff. size.
 Grapito on n. side of plinth
 A

Sandstone. Built into east end of portico wall. ^{carved in one} Base with square plinth. Moldings: large flattened torus. Cavetto. Upper molding large & flattened. Surfaces rough picked.
Type 2 (marble?)

#16-19 4 badly worn bases preserved in two walls. ^{square} Plinth supporting ^{(Attic) Ionic base} ~~two torus moldings~~, carved in one piece. Plinth and torus sizes vary by several cms. from base to base. One is missing its upper half; ^{#16} the rest have been cemented-over in places. Drawing is a composite from 16, 17, & 18.

#16 Total H. 0.31 ~~0.28 m.~~ H. base 0.17.

L. of plinth 0.40 m. ²⁹

Diam. upper torus ~~0.33~~ ^{0.36 m}

H. upper ^{molding} ~~torus~~ 0.04 m.

Diam. lower ^{molding} ~~torus~~ 0.41 m.

H. lower ^{molding} torus 0.07 m.

Limestone? Upper torus very severely chipped. Two ^{rough} vertical gouges in each side of base w. 0.12, 0.09. (torus in a basilica?) surface v. worn. → would have been hidden.

Major difference between two column types: upper torus larger than lower on Type 1, lower torus larger on type 2.

#17. column base on square plinth
 Built into w. portico wall at S. end, Modern cement pad on top. & column
 Limestone
 H. 0.29. H. base 0.17
 P.W. plinth. 0.24
 D. upper torus etc. too battered and concealed by reconstruction to say.
 NE corner of plinth missing before built into wall.
 All surfaces exposed damaged.

#18
 Column base on plinth
 Central column in w. portico wall. Modern cement pad & column on top
 West face completely covered by ancient construction
 Limestone
 H. 0.28. H. base 0.17
 W. plinth 0.39.
 D. top - not obtainable.
 Surfaces worn.

1288
 +17
 45

#19
 Column base on plinth
 Built into west portico wall at north end. Column restored.
 Partially obscured by ancient construction on W. face
 H. 0.285. H. base 0.195
 NE corner of plinth missing. Lower torus broken away.

1285
 195
 0.480

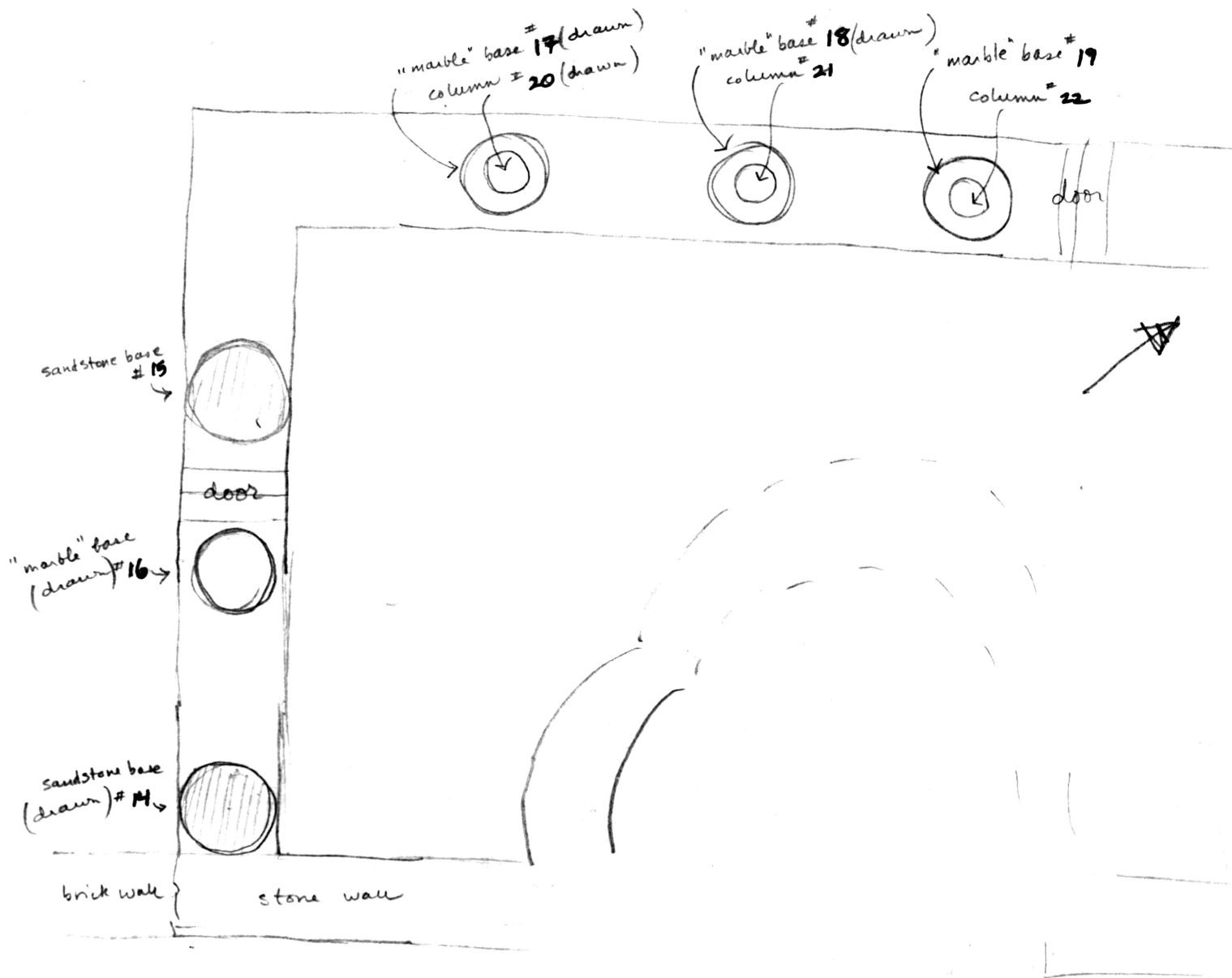
#19 - 1/2 column base preserved in two walls. Plinth supporting
 the base of column. Carved in one piece. Plinth and torus signs
 clearly by several cent. from base of base. (see drawing of
 the base of column. The base of column is preserved over the
 column in complete form. H. 1.17, + 1.2?

East Baths

Field Numbers - Architecture

West courtyard (with columns)

#s 14-22:



composite drawing made of 16-18
 "marble" column base

drawing of sandstone base 14

drawing of column 20-

north

Columns 21-22 larger than 20, broken,
 not drawn.
 Bases 15 and 19 not drawn

#20

column shaft, unfluted

Limestone/marble?

Restored to porthico at S. end on base no. 17.

H. 1.75 m.

D. base

(calculate from ^{est.} circumference 0.77)

D. top 0.21, circumference base 0.73, top below molding 0.59
Broken in 3 fragments and mended.
* worn - Base molding partially broken away.

single shaft, tapering to top, but widening from base to H-0.50 m.
from 0.72 to 0.74 (lower measurement taken above base molding)

* join obscured by cement. Proportion may be incorrect.

#21

column shaft, unfluted.

Limestone/marble? Restored to W. porthico in center on base 418

P.H. 0.53

D. base

(calculate for est. circumference 0.83)

P. D. top 0.245

single frag broken at top

slightly bigger than #20 (0.074 at base, 0.79 at top)

#22

column shaft, unfluted

Limestone/marble?

P.H. 0.134

D. base

(circumference 0.93)

P.D. top 0.24

mended from two frags. surface very worn.

Bath columns restored in temple

1/2 column : São Brás marble?

- BASE
- Total H. base 0.26 m.
 - H. plinth 0.10 m.
 - side plinth base 0.30 m.
 - front plinth base 0.51 m.
 - vertical W. square molding 0.04 m.

Attic Ionic base (top of cassetto set back from upper story)
 at front left upper corner & on right side edge
 Base chipped in places and weathered;
 Partly cemented-over by d'Almeida.
 Basic outline still clear.

COLUMN Shaft, unfluted.
 Total H. 2.99 m. (including molding at top + bottom)

- H. bottom molding 0.055 m.
- H. top molding 0.03 m.

column rejoined from 3 pieces

- A-B radius (not including molding) = 0.17 m. at bottom
- A-B diameter of front view = 0.34 m. at bottom



0.15 at top (AS far as I can tell the hanging down from the capital!)

CAPITAL Total H. 0.37 m.
 L. base 0.34 (diam of base)

L. top, corner to corner 0.55 m.

Max. W. 0.30 m.

Side volutes? at back
 Back upper corners broken; tips of abacus at front
 front corners damaged; leaf tips broken

Base, capital + column form semi-circles with their molding running vertically down the side at the back. added on to the back

(as the 1/2 column doubled)

The full columns are almost exactly the same, although some dimensions differ by a few cms. left column base badly chipped; right column base chipped badly on N. side; its column restored from 3 pieces.

Column shaft, unfluted

Restored to stylobate Roman temple, N. side
 Broken and mended from three pieces, moldings at top & bottom chipped
 H. 2.99 m. D. base (circumference 1.345)

- Column base on plinth. Restored below column above
- H. base with plinth 0.26 Base - large chip on N. side
 - H. plinth 0.10
 - W. plinth 0.505
 - L. plinth 0.51

Column shaft, unfluted

Restored to temple style, sloped side.

Intact, but base molding damaged.

H. 2.99? D. base

(circumference 1.33)

Column base on plinth

Restored below above column shaft.

Two large broken areas in base. One corner of plinth clipped.

H. 0.275

H. plinth 0.10

~~W.~~

→ " 0.54 sq.

7

plaster floating frag. edge

broken all sides

has one float preserved .06 wide

corner areas .045 wide

second areas .045 wide

overall dimensions

See back page

mph. .225

mpw. .212

thickness max .075

rough picked on back

37

fragment of square limestone base

restored in place on floor of room

~~description~~ one corner broken away

preserve cutting in top

for octagonal plinth

measurements

.755 by .755

h. .27

sinking in top surface .05

smooth worked on two sides third side rough

anathyrosis band .05 wide on top below this

rough picked (on viewers right side as placed)


front face seems to have discoloration line

.19 below top

bottom surface has some rough concrete on

it (modern?) also concrete on back surface

against wall



23 Limestone

pilaster molding revetment with intact edges
p.h. max. ^{0.260} ~~0.24~~ width edge to edge ~~not~~ 0.257
moldings edge to edge

fascia, ^{cyma reversa?} concave convex, sloping fascia to half round - repeats other
reverse to other outer edge

thickness 0.044

smooth back. One corner notched.

24 L

dent catalogue?

pilaster revetment frag.

Limestone

triangular and broken on all four sides

max. h. .125

length max. .145

thickness .035

smooth back traces of mortar

surface work traces two grooves; third better preserved
approx. .025 from narrow end

25

pilaster revetment frag. - broken all around

Limestone

max. h. .17 width .52

thickness .038

(corner frag, vertical edge .025 wide
bottom edge .06 wide)

half round

wide sloping fascia

smooth back

26

pilaster revetment frag - broken all around

300 Primas handle

stamp cutting left side

26 continued

mpw .18

mpw h .205

thickness .035

^{surface pitted - worn}
very rough, unfinished back

shallow moldings left to rt.

fascia, socave convex, fascia

12-11-11

27

pilaster rivetment frag. broken all around flat back
Limestone
mph. .114

rw .15

thickness .038

profiles left to right

sunken fascia, concave convex, raised fascia
Back smooth. Preserves remain of projecting edge.

28

ditto . 320 Birmos marble

broken on three sides one finished edge

~~by other edge thickness~~

back rough worked and edge covered down for width 0-06-007

mph .17

mpw .111

thickness finished edge .035

thickness edge .05

$\frac{.05}{.035} = 1.5$

moldings left to right

~~raised fascia~~ raised fascia, ~~convex~~ convex, ~~concave~~ concave, sunken fascia,

29

ditto broken all around

Limestone
left side near back preserves ^{round clamp} hole .015 in

diameter

Back smoothly dressed. Remain of projecting edge ca 0.035

Traces of raised area slanting down across back of left side

mph .145

mpw .16

thickness .032 to .036 appears to be from edge

wide fascia, ~~convex~~ ^{convex} convex, ~~concave~~ concave,

30 Limestone

dittos broken on three sides fourth side left finished to .01 of back edge, where broken strip perhaps indicates ^{edge of} molding, broken away.

moldings l. to R.t.

sloping fascia, concave & convex.

mph. .105

mpw .08

thickness .031 to .029

back smooth

31 Limestone

plain moldings frag. broken on three sides, ^{preserving one edge} fourth side finished in a groove, back smooth but along ~~broken~~ ^{long edge} .015 to .018 broken area on side facing curved edge on face indicates molding here? similar raised area on reverse .04 long from bottom

mph .105

mpw .075

thickness .028

32 Limestone. Rescued frag preserving molded face

dittos for 30

mph .20

mph .18

thickness .025 to approx. .05

roughly smoothed on reverse except towards right edge (left edge of front) where left rough to higher level.

moldings l to r.t.

fascia, convex concave, sloping surface

0.025

33 Limestone

molding fragments triangular in shape broken on all sides

front? side

two flat surfaces separated by groove approx. .05 from r.t. side

groove .014 wide

.005 deep

reverse

two planes

upper to right separated from lower by narrow sloping ^{channel} broken bands .014 wide

mph. .20 ^{per}.14 Th. 0.033 m.

34

threshold block. limestone

smooth finished on top on rough finished on front and ends broken on back

trace of vertical surface at back

upper surface

rectangular cutting

top surface front

.07 from r.t. corner

.08 long

cut in .03

.015 deep

overall dimensions

length .52

W. mark 0.104

thickness max. 0.075

continuation

#7

Fluted pilaster frag.

Limestone. ~~Bo~~ Preserves one vertical edge.

P.H. 0.25. PW 0.23. Th. 0.078

W. flutes ^(concave part) 0.04⁶~~3~~. w. arris 0.043

Continuation Two flutes and two arrises preserved. Circular cutting for clamp preserved on edge at 0.04 from front face

#35

Pilaster resetment

In situ in Room 7 at west side of doorway to Rm 6
São Brimos marble

Exp

P.H. 0.185 W. 0.265 Th. 0.06 (max), 0.036 (min)

Broken across top and large chip in upper left corner.

and same size
Same molding as no. 23. Back roughly worked and cut ~~cut~~ down vertically for w. 0.07 to receive resetment on door jamb.



#36

Pilaster resetment

In situ in Room 6 at east side of doorway to Rm 7
São Brimos marble

P.H. 0.36 * W. 0.26-0.28 Th. 0.03

Broken diagonally across top from right to left. Surface worn and weathered.
* cemented into place so that w. not available. possibly 0.26
Top cemented so that cannot tell whether cut for resetment as #35.

Front face carved with same molding as no. 23.

$$\begin{array}{r} 6 \\ 3.6 \\ \hline 2.4 \end{array}$$

Architectural Fragments on Site #1's 1-36

- ✓ #1 North pilaster base, room 4 ✓
- ✓ #2 South pilaster base, room 4 ✓
- ✓ #3 North pilaster base, room 6 ✓
- ✓ #4 south pilaster base, room 6 ✓
- ✓ #5 Pilaster fluting frag, ^(edge) restored, E side of south pilaster, room 4 ✓
- ✓ #6 " " " " " " " " " " " " ✓
- ✓ #7 Pilaster fluting frag, edge, found lying in hypocaust ✓
- ✓ #8 Pilaster cap, north, room 4 ✓
- ✓ #9 south pilaster cap, room 4 ✓
- ✓ #10 North pilaster cap, room 6 ✓
- ✓ #11 south pilaster cap, room 6 ✓
- ✓ #12 Column found lying in room 1 ✓
- ✓ #13 1/2-column found lying in room 8, ✓
- ✓ #14 sandstone base, S wall, E corner, East Baths ✓
- ✓ #15 " " " " W side, 1/2 missing, East baths ✓
- ✓ #16 Marble(?) base, S wall, 1/2 missing, East Baths ✓
- ✓ #17 " " " " W wall, restored w/ capital, East Baths ✓
- ✓ #18 " " " " " " " " " " " " ✓
- ✓ #19 " " " " " " " " " " " " ✓
- ✓ #20 Thin column, intact, restored over base #17, East Baths ✓
- ✓ #21 Fat " ; broken, restored over base #18, East Baths ✓
- ✓ #22 Fat " ; broken, restored over base #19, East Baths ✓
- #23 Pilaster revetement w/ intact edges, from hypocaust
(similar to 35 + 36)
- ✓ #24-32 Pilaster revetement frags. from hypocaust
- ✓ #33 Horizontal (crowning?) revetement frag. from hypocaust
- ✓ #34 threshold frag. from hypocaust
- ✓ #35 Revetement frag. w/ intact edges, restored room 7 (#36) same, room 6

Template -

redo

column welding

Pilaster bases front welding

SANTIAGO MUSEUM

VII/30/83

Inv. of archt frags indicated as coming from Miraflores

Garden

- 42 - square base
- 43 - column base at top



42

- 44 - col frags
- 45 - col frags
- 46 - col base

- NOT INV
- square block above - inv. - NOT INV
- 47 col base ✓

49 half base

NOT INV great

50 - col base

51 col base

52 pin base

NOT INV

53 col base

returned for desc.

54 col cap

48 col base cap ✓

55 col cap ✓

Outline

IN room to fill in garden -

56 - pin col frag (?)

57 - molding cap

58 - pin base frag

on window sill - Per lat

59 NOT described - flat round cap (color + B+W NOT from Miraflores)

60 1/2 Corinth pin col (color + B+W) #476

61 square cap (color + B+W)

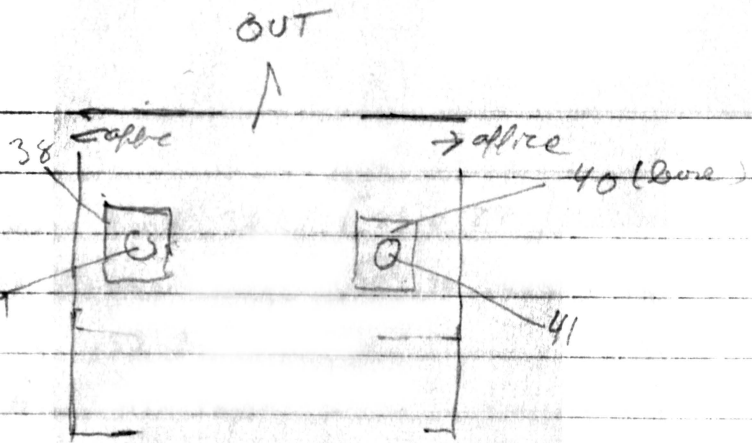
627 Sandstone cap + col upside down, INV 676

38 - square base

39 - Cal base on top

40 - square base

41 - Cal base on top



38

[93.4.28]

→ Corridor

square limestone base

h, 0.488 [93.4.28]

fig 14 ✓

1 length one side .855

2 another side .865 (front)

3 other side .865

4 back side .86

resting surface .625 by .52 .625 one side that is .86

from bottom to top series of moldings

1. fascia H. .015 - set back .012

2. concave height approx. .045 - curves back .03

3. convex height approx. .004

4. fascia height .02 set back .015

5. convex - concave height .095 - slopes back .065 to resting surface

40.

approx. square limestone base height .34 [83.4.27]
dimensions .885 broken at corner lengths .78 .74 .898 (is
resting surface .53 by .64 .52 by .64
base wider at bottom than at top
moldings bottom to top

fig 14

1. fascia height .04
2. fascia - concave - convex height total .13 set back from upper surface lower fascia .085
3. four narrow fascias height .015 total height .075
4. convex - concave height .07

39

limestone base on plinth [83.4.30]
similar to numbers 16-19
height total .365
height base .24
dimension plinth .375 .385 .38 .38
diameter resting surface .325
height sunken band .06

A & B
not in fig 14
do not use

1. convex

41

not in fig. 14

[33.4.29] do not use.

limestone column base on plinth total height .40

dimensions plinth .39 square; height base .245

diameter resting surface .32 max type as numbers 16-19

42 -

[83.5.5]

square limestone base with square cutting in top surface.

fig 14 ✓

total height .35

dimensions of base .86* .82 .85 .83

moldings bottom to top

1. flat surface height .28
2. fascia height .015 ; set back .01
3. convex height .04 set back .015
4. fascia height .015 set back .015
5. straight surface h. .03 set back .015

irregularly cut - wider at one corner

cutting in top surface set in from edge .082 .055 ; depth .055 .04 ;

dimensions .515 .595 .52 .595 - rough picked

43

[83.5.6]

✓

limestone column base or plinth closer to type 14. irregularly broken away on bottom rough picked all around lat

total height .49

$$\begin{array}{r} 49 \\ - 28 \\ \hline 21 \end{array}$$

height plinth .28

dimensions plinth .445.445 - one corner broken away

diameter resting surface .415

moldings from bottom to top

1. convex
2. fascia
3. concave
4. fascia
5. convex - top

44

[83.5.4]

not in fig. 14

limestone column fragment, rough worked broken both ends

max. height 1.30 diameter .31.

45

[83.5.3]

sandstone } column fragment

very roughly picked possible clamps cutting lower surface (resting on floor) height .40 diameter max. .50

not in fig. 14

46 [83.5.2]

fig. 14 ✓

column base on plinth close to types 16-19 limestone / sandstone

total height .52

height base .21

dimensions of plinth

.435

.45

.445

.455

diameter top base .42 but resting surface .325

47

limestone column base on plinth type 16-19?

[83.5.7]

fig. 14 ✓

badly preserved broken away on upper side

total h. .50 h. base .205

dimensions plinth .44 .43 .44

diameter top .385

49

blue limestone half base

[83.5.1]

not in fig. 14

undercut at back

dimensions of plinth .205 .21 short sides long side .425

total height .22

height of plinth .07

moldings 1. convex 2. fascia-concave fascia 3. convex

resting surface max. .225 back to front

total width .40 max. across the back

upper molding connected to lower molding at back by flange .03 max

48

Fig. 14?

sandstone capital, unfinished - articulated abacus - medieval? [83.5.8]
max. height .34 at top max. .43

50 - inventory 474

[83.4.35]

blue limestone base not from Microbriga
centering hole in middle of top 0.055 centimeters wide
flat upper molding diameter max. .37

51

[83.4.34]

fig. 14?

column base on plinth
badly worn perhaps similar to types 16-19
total height .27 height column .175
dimensions .49 across the front back broken away
depth est. .50
diameter top resting surface .41
pinhole in center 0.015 wide

52

[83.4.33]

not in fig. 14

white limestone pilaster base
shape three squares on top of each other
total height .197
lower square .44 by .43 by .43 by .44 and .8 high
middle square .35 roughly $2\frac{1}{2}$ high
top square .30 by .30

53

sandstone column capital [83.4.32] not on fig 14
bottom to top convex molding fascia curved surface fascia convex
molding square abacus.
very badly worn
height preserved .205 top max. .37

54

[83.4.31] ✓ on fig 16?
sandstone capital like number 48 but well
unfinished or badly worn
height preserved .40
top surface max. .35

55

[83.5.9] ✓ on fig 14?
sandstone capital like 54 and 48
basket echinus traces of sculpture
articulated abacus
animal heads?
sunken square resting surface
height .335
diameter top max .40. backside broken away.
sinking .265 across .25 back to front
depth of sinking .01

56

[83.5.10, 32]

not in fig 14

limestone par capital? broken away at back

height .284

upper surface max. preserved diameter .17, front to back; side to side .22

base max. preserved diameter .14 front to back

sides .17

lower row of leaves .07 high

bell decorated with single acanthus leaf with central vertical leaf ending in upward curving tendrils.

corners single ribbed five petaled leaf

right side single acanthus leaf with tendril as on front top spec by circular rosette?

left side, some but upper ornament broken away,

57

[83.5.11]

not in fig 14

molding

single molding preserving decoration of circle with radiating lines below fascia and smaller fascia with concave

moldings

Ph. max. .16

Pl. .235

58

[83.5.12]

not in fig 14

limestone base fragment? appears made out of column drum?

surface very friable

overcleaned?

58 continued

bottom to top

1 convex molding

2 narrow fascia set back

3 convex molding set back

4 straight surface to top

(note probably pier caps - narrow at bottom sides
to top)

height .18

length max. .29 length .175? width

59

[53.5.13]

unfinished flat leaved cap (not from Mirabriga)

60

Corinthian pier capital

<sup>not on fig 14
but used anyway</sup>
[53.5.14, 18, 19, 20, 21, 33]

height max. .337

width across front .405 across back max. .40 raised rectangular
resting surface on top length .265 width .145

Museum Inventory 476

diameter back to front base .17

across back .339 restored (flange broken on left side)

without flanges .264 actual

description lower row of leaves extend up .13 central leaf

one to viewer right tip broken away small holes .001

diameter one to left broken away one at right flange

preserved one at left flange partly preserved bell decorated

with broad leaves (about .15 broad) forming rosettes under

echinus at corners central area five petaled flowers

springing from single stem with half leaves on other side.

above palmette extends to resting surface above top of

bell sides against flange five petaled on left and four

petaled on right in half leaf bolster? single groove

above

61

not in fig. 14

square limestone pilaster cap [83.5.15]

h. ph. .295

dimensions top .27 .29

approx. square groove at one corner

decoration on large face palmette four petaled flower above corners triangular leaves ending in spirals on top some decoration on all four faces.

62

[83.5.17]

✓ used

Museum Inventory 676

sandstone column capital and parts of shaft

similar to numbers 48-54 and 55

very roughly made, unfinished?

placed upside down

h. as standing .854 .50 of that is column shaft to necking ring

cap very rough for type see other example

diameter column .295

63 Base - temple Castelo Velho, SW side of stylobate

64 Base - " " " center

65 Engaged base " " " north wall

66 column, " " " SW side of stylobate

67 column " " " center

854
- 50
354

- 68 Engaged
A column, temple Castelo Velho, n. wall
- 69 Engaged column and wall block, E. Bates, Room 12
- 70 Pitrails cap, temple Castelo Velho

Aphrodite

83.5.22, 23, 24, 25, 26,
27,]

Museum Inventory number 480

preserved one; part of circular base with left foot; fragment with right foot joining other piece; fragment of base with lower part of amphora with drapery down side; neck of amphora and drapery joining with last piece.

left thigh joins with amphora.

fragment with hair and part of left cheek

fragment with right cheek hair and part of ear

tubular fragment 14 cm long 10 cm wide at narrow part
indication of vein probably thigh. thin

thin oval tapering .10 to .08 cm?

two thick pieces, one 13 in diameter second curved, 13 to .09 perhaps thigh and knee.

marble; fine small grained granular drapery drilled out traces of dark paint on drapery on inside on amphora neck.

coarsely worked in back where statue would have stood.

preserved height to upper drapery .57

University Libraries
University of Missouri

Digitization Information Page

Local identifier Mirobriga binder 5

Source information

Format	Manuscript
Content type	Text (mostly handwritten)
Source ID	Faculty member copy; not added to collection
Notes	Pages in binder Includes folder with additional pages

Capture information

Date captured	April 2019
Scanner manufacturer	Ricoh
Scanner model	MP C4503
Scanning system software	
Optical resolution	600 dpi
Color settings	24 bit color
File types	tiff

Derivatives - Access copy

Compression	Tiff: LZW compression
Editing software	Adobe Photoshop CC
Resolution	600 dpi
Color	color covers, gray scale texts
File types	pdf created from tiffs
Notes	Images straightened, canvas size 8.5 in x 11 in Blank pages not included.