



*Published by the University of Missouri-Columbia
Extension Division
College of Home Economics*

Furniture and Equipment Cutouts: Living, Dining and Sleeping Areas

Scale: 1/2" = 1'-0"

*Patricia Hilderbrand
Assistant Professor, Housing & Interior Design*

These home furnishings cutouts represent some of the sizes of furnishings and equipment that are used in homes today. When cut out and placed on a floor plan drawn to the same scale they can be helpful in planning furniture arrangements and determining sizes of furnishings needed. When working with furniture you already have it is preferable to measure those items and make appropriate cut outs.

For further information on using the cutouts, recommended clearances for residential space planning and how to draw a scale floor plan see UM extension guide "Space Planning with Furniture and Equipment Cutouts."

The following Furniture and Equipment Cutouts are available:

1/4" Scale

Living, Dining and Office Areas
Sleeping, Kitchen, Laundry and Bath Areas

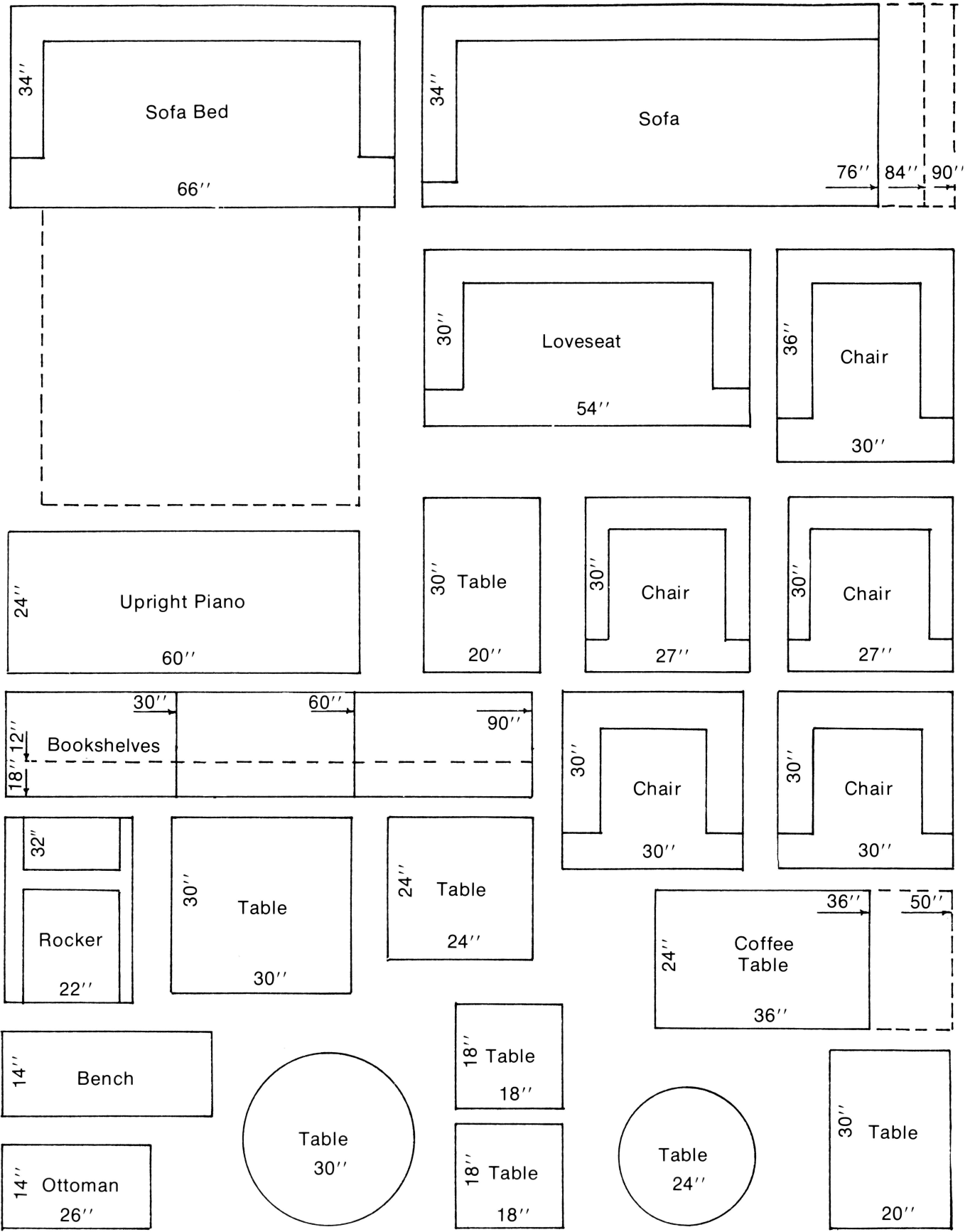
1/2" Scale

Living, Dining and Sleeping Areas
Kitchen, Laundry and Bath Areas
Kitchen Wall Elevations

Other related publications are available at your County University of Missouri Extension Center or from 206 Whitten Hall, University of Missouri, Columbia, Missouri 65211.

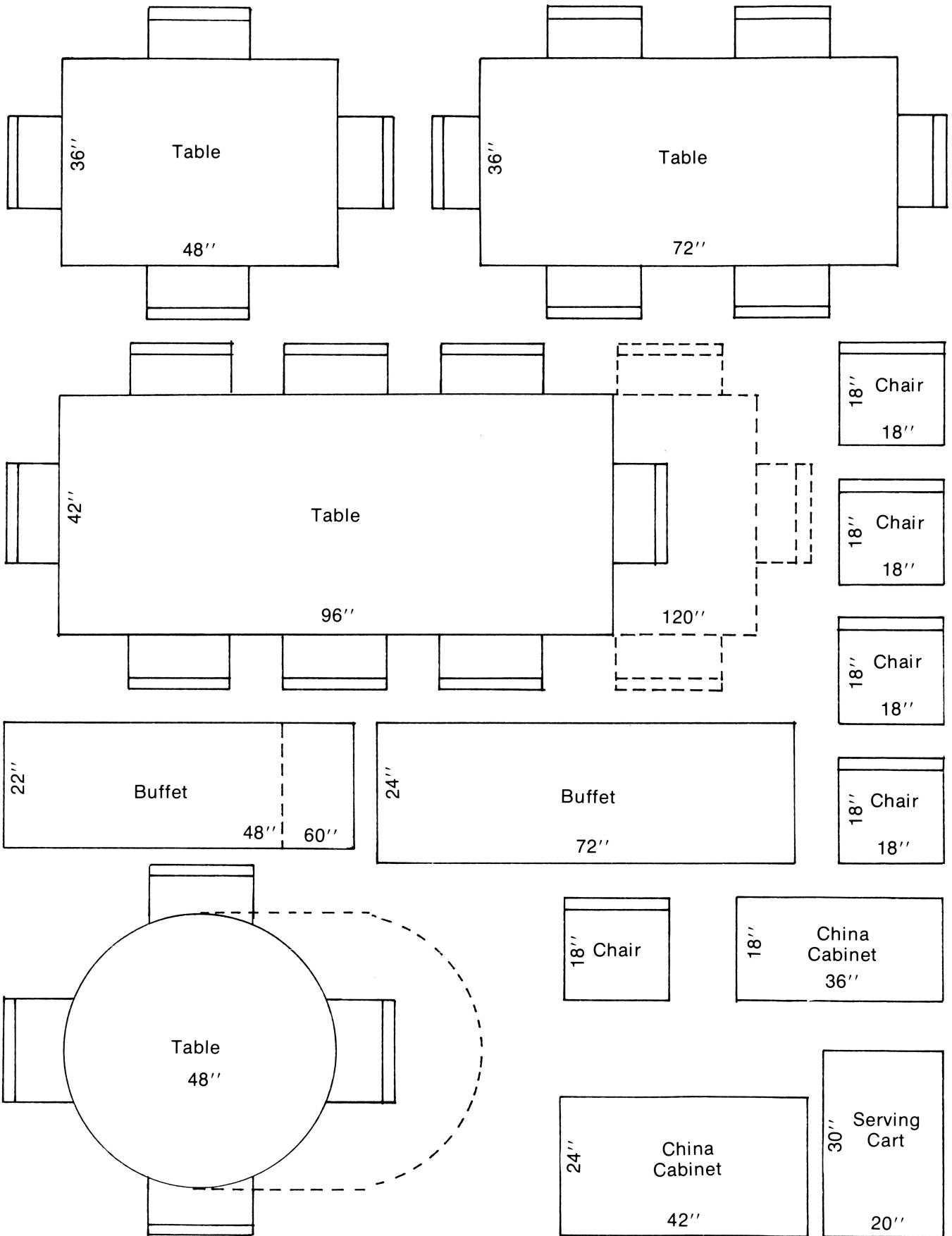
- C 721 - Improve Your Kitchen Storage
- C 729 - Arrange Your Kitchen
- F 73 - Work Areas Custom Fit for You
- C 722 - Stor-More Space - In Your Kitchen
- MP933 - U-Shaped Kitchen Arrangements
- MP934 - Broken-U Kitchen Arrangements
- MP935 - L-Shaped Kitchen Arrangements
- MP936 - Parallel-Wall Kitchen Arrangements
- MP944 - Corner Storage in Kitchen

(Convert to metric measurements by multiplying times 2.5 to get centimeters)




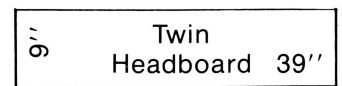
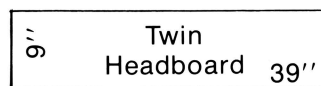
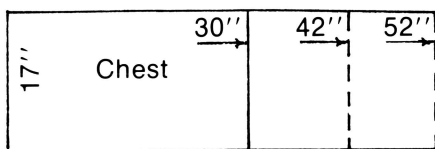
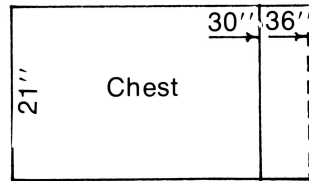
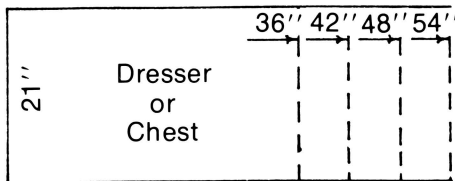
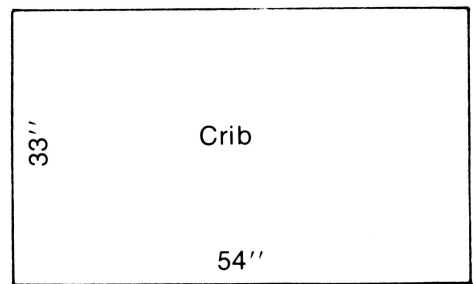
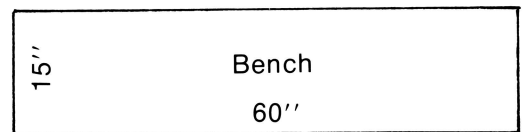




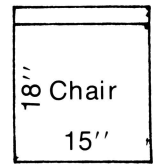

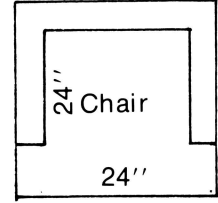
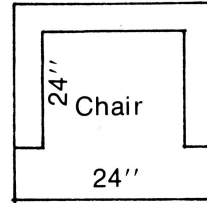


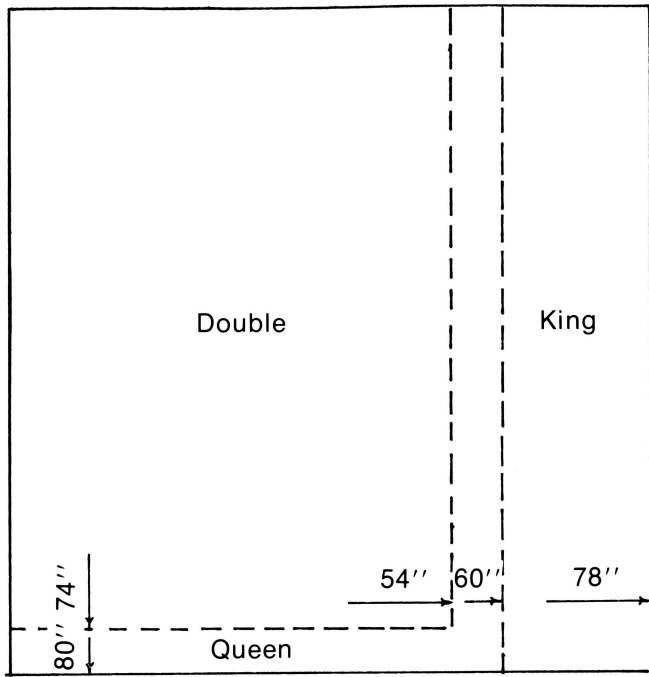
Dining Area Cutouts

Scale 1/2" = 1'-0"



Sleeping Area Cutouts

Scale 1/2" = 1'-0"



■ Issued in furtherance of Cooperative Extension Work Acts of May 8 and June 30, 1914 in cooperation with the United States Department of Agriculture. Leonard C. Douglas, Acting Director, Cooperative Extension Service, University of Missouri and Lincoln University, Columbia, Missouri 65211. ■ An equal opportunity institution.

File: Housing 5/80/10M