





MISSOURI

1990-100th Season
of Tiger Football





The principal figures in Mizzou's record-setting passing attack will look for more in 1990. (Clockwise from top left) Pre-season all-American tight end Tim Bruton, quarterback Kent Kiefer, wide receiver Linzy Collins, and head coach Bob Stull. (Photos courtesy of the St. Louis Post-Dispatch.)

Missouri Tigers



MIZZOU AT A GLANCE

Location: Columbia, Mo. 65211
Founded: 1839
Enrollment: 24,220
Colors: Old Gold and Black
Chancellor: Haskell Monroe
Faculty Rep: Carl Settergren
Athletic Director: Dick Tamburo
Head Coach: Bob Stull
Assistant Coaches: Mike Church (def. coordinator, inside linebackers), Kevin Faulkner (tight ends), Ken Flajole (secondary), Larry Hoefer (wide receivers), Dirk Koetter (off. coordinator, quarterbacks), Mo Latimore (def. line), Andy Reid (off. line), Steve Telander (outside linebackers), Mike Ward (running backs)
Stadium: Memorial Stadium/Faurot Field (62,000—Omniturf)
Conference: Big Eight
1989 Record: 2-9
1989 Big Eight Record: 1-6 (7th)
Basic Offense: Pro-Set
Basic Defense: 4-3
Returning Lettermen: 46
Lettermen Lost: 25
Returning Starters: 15 (Offense 8, Defense 5, Kicker 2)

CREDITS

The 1990 Missouri Football Media Guide has been written and edited by the staff of the Missouri Sports Information Office. Designed by Bob Brendel and edited by Bob Brendel and Jack Watkins. Further assistance provided by Patrice Williams. Special thanks to Kelli Embry of A & E Associates (typesetters). Printing by Walsworth Publishing Company, Marceline, Mo.

Photographs by Greg Hughes, Kevin Moore, the Academic Support Center, University Relations and the *St. Louis Post-Dispatch*.

Production of the 1990 Missouri Football Media Guide sponsored by the Tiger Network, a division of Learfield Communications, Inc., Jefferson City.

1990 FOOTBALL SCHEDULE

| DATE | OPPONENT (Series Record) | SITE | KICKOFF |
|----------|--------------------------|-------------------|-----------|
| Sept. 8 | TEXAS CHRISTIAN (1-0) | COLUMBIA, MO. | 1:30 p.m. |
| Sept. 15 | UTAH STATE (3-0) | COLUMBIA, MO. | 1:30 p.m. |
| Sept. 22 | Indiana (2-4-1) | Bloomington, Ind. | 1:00 p.m. |
| Sept. 29 | ARIZONA STATE (2-2) | COLUMBIA, MO. | 1:30 p.m. |
| Oct. 6 | *COLORADO (33-18-3) | COLUMBIA, MO. | 1:30 p.m. |
| Oct. 13 | *Nebraska (32-48-3) | Lincoln, Neb. | 1:30 p.m. |
| Oct. 20 | +*KANSAS STATE (53-17-5) | COLUMBIA, MO. | 1:30 p.m. |
| Oct. 27 | *Oklahoma State (20-16) | Stillwater, Okla. | 3:00 p.m. |
| NOV. 3 | #*OKLAHOMA (22-53-5) | COLUMBIA, MO. | 1:00 p.m. |
| Nov. 10 | *Iowa State (48-25-9) | Ames, Iowa | 1:00 p.m. |
| Nov. 17 | *Kansas (46-43-9) | Lawrence, Kan. | 1:00 p.m. |

* Big Eight Conference game
 + Homecoming
 # Hall of Fame Game
 Times listed are Columbia time.

1989 RESULTS (2-9, Big Eight 1-6)

| DATE | OPPONENT and RESULT | SITE | ATT. |
|----------|----------------------------------|-------------------|--------|
| Sept. 9 | Missouri 14, TCU 10 | Columbia, Mo. | 39,449 |
| Sept. 16 | Indiana 24, Missouri 7 | Bloomington, Ind. | 48,106 |
| Sept. 23 | Miami (Fla.) 38, Missouri 7 | Columbia, Mo. | 43,293 |
| Sept. 30 | Arizona State 19, Missouri 3 | Tempe, Ariz. | 64,003 |
| Oct. 7 | *Colorado 49, Missouri 3 | Boulder, Colo. | 51,855 |
| Oct. 14 | *Nebraska 50, Missouri 7 | Columbia, Mo. | 55,620 |
| Oct. 21 | *Missouri 21, Kansas State 9 | Manhattan, Kan. | 29,492 |
| Oct. 28 | +*Oklahoma State 31, Missouri 30 | Columbia, Mo. | 42,463 |
| Nov. 4 | *Oklahoma 52, Missouri 14 | Norman, Okla. | 72,300 |
| Nov. 11 | *Iowa State 35, Missouri 21 | Columbia, Mo. | 36,538 |
| Nov. 18 | *Kansas 46, Missouri 44 | Columbia, Mo. | 33,981 |

* Big Eight Conference game
 + Homecoming



FOOTBALL CENTENNIAL ACTIVITIES

- Sept. 7 Kickoff Dinner at Holiday Inn Executive Center
- Oct. 20 Presentation of All-Century Team
- Nov. 2 Hall of Fame Dinner at Ramada Inn

Table of Contents

MISSOURI'S 100th YEAR

When the Tigers Were Just Cubs . . . 4-6
All-Century Team Ballot . . . 7-8

THE 1989 TIGERS

Mizzou at a Glance . . . 1
1990 Season Outlook . . . 9-13
Head Coach Bob Stull . . . 14-15
Stull's Year-by-Year Record . . . 16
Bob Stull Speaks . . . 17
Assistant Coaches . . . 18-23
Tiger Headliners . . . 24-27
Player Profiles . . . 28-45
Newcomer Profiles . . . 46-48
Depth Chart . . . 49
Alphabetical Roster . . . 50-51
Numerical Roster . . . 52
Summary of Personnel . . . 53
In-Season Birthdays . . . 54
Geographical Roster . . . 55
MU Strength Program . . . 56

THE BIG EIGHT CONFERENCE

Big Eight Information . . . 137
Conference Champions . . . 138-139

1989 IN REVIEW

Team Statistics . . . 66-69
Big Eight Standings and Honors . . . 70-71
MU Game-by-Game Results . . . 72-77
The Last Time It Happened . . . 78

UNIVERSITY OF MISSOURI

Staff Directory . . . 3
Faurot Field . . . 140-141
The University . . . 142-143
Athletic Director Dick Tamburo . . . 144-145
Athletic Support Staff . . . 146
Total Person Program . . . 147
Mizzou Traditions . . . 58
Marching Mizzou . . . 154-155

MIZZOU RECORDS

Individual/Team Records . . . 79-83
Top 10 Performers . . . 84-87
Yearly Statistical Leaders . . . 88-91
100-yard Rushers . . . 92-93
200-yard Passers . . . 94
100-yard Receivers . . . 94
All-Conference Selections . . . 95
All-America Selections . . . 96
All-Academic Selections . . . 97
Retired Numbers . . . 98
MU Hall of Fame . . . 99
All-Star Games . . . 100-101
Players in the Pros . . . 102-104
Missouri Lettermen . . . 105-112
99 Years of Mizzou Football . . . 113-114
Season Openers/Homecoming . . . 115
Series Records . . . 116
Series Results . . . 117-122
MU Bowl Appearances . . . 123-129
Year-by-Year Results . . . 130-135


SCHEDULES

1990 Missouri Schedule . . . 1
Future Missouri Schedules . . . 136
1990 Big Eight Conference Schedule . . . 153

THE MEDIA

Media Information . . . 148-149
MU's Media Outlets . . . 150
Tiger Network . . . 151
Tigers on TV . . . 152

ON THE COVER: Memorabilia from Missouri's football history. The display was constructed and photographed by Bill Rodgers of Rodgers Photography, and Steve Reller of Championship Photography.



TIGER NETWORK

Production of the 1990 Missouri Football Guide is underwritten by Mizzou's network carrying football and basketball on more than 50 radio stations.

1990
UM

Staff Directory

FOOTBALL OFFICE . . (314) 882-2213

Head Coach: Bob Stull 882-2404
Secretary: Garnet Payne 882-2404
Off. Coordinator/QBs:
Dirk Koetter 882-7053
Running Backs: Mike Ward 882-4623
Wide Receivers: Larry Hoefler 882-2897
Tight Ends: Kevin Faulkner 882-3435
Offensive Line: Andy Reid 882-6053
Def. Coordinator/ILBs:
Michael Church 882-3069
Defensive Line: Mo Latimore 882-4666
Outside Linebackers:
Steve Telander 882-3586
Secondary: Ken Flajole 882-4084
Graduate Assistants:
Nick Frost, Brad Berlin, Clint Riley,
Mike Weston 882-2213
Strength-Conditioning: Dave Toub 882-6791
Assistant: TBA 882-9820
Coaches Secretaries:
Elda Carothers, Mindy Young 882-2213

HEAD COACHES (314) 882-6501

Baseball: Gene McArtor 882-0731
Basketball (Men's): Norm Stewart 882-3463
Basketball (Women's):
Joann Rutherford 882-0723
Cross Country: TBA 882-0728
Golf (Men's): Rich Poe 882-0740
Golf (Women's): Mary Scott 882-1672
Gymnastics (Women's):
Jake Jacobson 882-0736
Softball: Jay Miller 882-0730
Swimming: John Little 882-0706
Tennis: Jim LaRue 882-0722
Track and Field: Rick McGuire 882-0727
Volleyball (Women's):
Craig Sherman 882-0726
Wrestling: Wes Roper 882-0735

MEMORIAL STADIUM/FAUROT FIELD PRESS BOX (314) 882-7311

ADMINISTRATION AND STAFF

. (314) 882-6501
Athletic Director: Dick Tamburo 882-2055
Secretary: Ruth Kincannon 882-2055
Assistant Athletic Director:
Joe Castiglione 882-2061

Faculty Representative:

Dr. Carl Settergren 882-2627

Director, Business Affairs:

Gary Zwonitzer 882-2594

Director, External Relations:

John Kadlec 882-2330

Director, Tiger Scholarship Fund:

Tom Schultz 882-0703

Coordinator: John Kendrick 882-0702

Director, Facilities/Events:

John Rawlings 882-4588

Marketing/Communications Assistant:

Genny Watkins 882-0714

Group Sales: Randy Sissel 882-0710

Director, Total Person Program:

Chris Sinatra-Ostlund 882-0708

Ticket Manager: George Hough 882-4081

Admin. Assoc./Compliance Officer:

Jim Cochran 882-3834

Coordinator, Athletic Equipment:

Bob Stanley 882-2065

Coordinator: Randy Hudson 882-2065

Coordinator, Athletic Maintenance:

John Burks 882-7498

Assistant: John McKay 882-7498

Head Trainer: Fred Wappel 882-2375

Assistant: Eric McDonnell 882-2375

Team Physician:

Dr. Glenn McElroy 443-2402

Team Physician: Dr. William Allen 882-8785

Manager, Dining Hall:

Charles Eubanks 882-3272

SPORTS INFORMATION OFFICE

. (314) 882-3241

Director: Bob Brendel home: 445-1552

Assistant: Rondi Payne home: 874-0026

Assistant: Jack Watkins home: 445-8425

Secretary: Patrice Williams 882-3241

Fax Machine (automatic) 882-4720

IMPORTANT NOTE—TO RECEIVE HOME TELEPHONE NUMBERS OF COACH BOB STULL OR ANY OF HIS ASSISTANTS, PLEASE CONTACT SPORTS INFORMATION DIRECTOR BOB BRENDEL FOR PROPER AUTHORIZATION. PLAYERS HOME PHONE NUMBERS WILL NOT BE RELEASED.

A Look Back

“When The Tigers Were Just Cubs”

by Mary K. Dains

More than 2,500 spectators gathered at Sportsman's Park in St. Louis, on a clear, cold Thanksgiving Day, Nov. 27, 1890, for the meeting of the University of Missouri and Washington University football teams. This would be the first inter-collegiate football game for the University of Missouri.

Shortly before 3 p.m., the Washington team, dressed in crimson and green, rushed onto the field. Cheers arose from their fans in the south grandstands. The Missouri players appeared in their canvas uniforms with stockings and jackets of black and gold. The cadet band played, and fans in the north stands cheered. To their embarrassment, the Missouri players discovered that no one had brought a ball for practice.

Austin McRae, assistant professor of physics at the University of Missouri, led the Missouri team. A wiry young man with a shock of dark hair, just past his 30th birthday, McRae had played football at Harvard. He organized the varsity team, the players elected him manager, and he assumed the coaching duties.

Football, played at Eastern schools for some 20 years, was not completely new at the University of Missouri. Earlier in 1890, the Kirtley & Phillips store in downtown Columbia had offered a rugby-type football as the grand prize for a school championship. The law school had organized two teams in late January; academic students organized in February. The latter named their club the Varsity and chose black and gold for their uniforms. The engineering students also organized for the competition.

Eventually, the law students won, beating the academics. Football fever had come to Columbia.

To prepare for the game with Washington, the Missouri team, veterans of the spring championship, practiced on a vacant lot between Conley and Lowry streets, where the University library now stands. The “Varsity Eleven” played a game on Oct. 20, against a picked team and won 22-6. Every evening, the team trained, playing outsiders for at least an hour.

The rules in 1890 allowed a team three downs to move five yards, either by running the ball around the ends or charging through the line. A touchdown counted four points, and the scoring team then tried to kick the ball between the goal posts for two more points.

Some 200 people accompanied the football team to St. Louis, taking advantage of special round-trip excursion rates of \$3 each. The team stayed in the Lindell Hotel on Wednesday night, and after a light lunch Thursday, they started for Sportsman's Park.

Washington won the coin toss, and the captain, A.S. Tuttle, chose the south end of the field, with the wind in his favor and the sun in Missouri's eyes. A budding sportswriter for the “College Chat” column provided a report of the game, published on Dec. 5, in the Columbia Herald.

“This first exhibition is characterized by magnificent

ON THE WAY TO 500

Missouri begins the 1990 football season, needing four victories to reach 500 in its first 100 seasons. The Tigers' milestone wins have been:

| | |
|-------|---------------------------------|
| 1st | 22-6 vs. “Picked Team”, 1890 |
| 50th | 11-6 at Simpson, 1902 |
| 100th | 33-0 vs. Washington (Mo.), 1912 |
| 150th | 7-0 at Iowa State, 1924 |
| 200th | 14-7 vs. Colorado, 1938 |
| 250th | 33-13 vs. Iowa State, 1946 |
| 300th | 35-13 vs. Arizona, 1957 |
| 350th | 7-0 at Kansas State, 1964 |
| 400th | 34-27 vs. California, 1972 |
| 450th | 24-14 vs. South Carolina, 1979 |
| 500th | ???? |

blocking and by Reber's felling three Missouri men while he makes a 25-yard gain . . .

“The ball is brought in and Capt. Tuttle . . . takes the ball for a 25-yard gain. The St. Louis men fight like fiends . . .”

The Missouri quarterback “made a wild throw and St. Louis got the ball for a touchdown . . .

“In the second half, the Missouri team went to pieces. Bad fumbling and a weakening in the rush line told against Missouri, while St. Louis had gained in courage and strength. Now, the ball is steadily driven by the invincible V to Missouri's goal . . .

“Twenty-eight to a miserable nothing in favor of St. Louis.”

A few days after the St. Louis contest, the varsity team played their final game of the season in Columbia, against the University Engineers' Eleven. McRae's team, now veterans of the sport, won 90-0. The final margin of victory might have been greater, but the ball leaked so badly that few extra points could be kicked.

Hoping for more intercollegiate games, McRae and professor T.J. Lowry, dean of the engineering faculty, met with the University executive board in January 1891. They requested a tract of land from the agricultural college farm for use as an athletic field. After studying the request, the board assigned about six acres of the farm to the newly formed athletic association.

The University opened in the fall of 1891, under a new president, Richard Henry Jesse, and without a football coach — McRae had resigned his position in July. Phillips agreed to manage the team, and interest remained high among the students. The 1891 schedule included a game with the Kansas University Jayhawks, played Oct. 31, at Exposition Park, in Kansas City.

Because of high train fares, only about 40 people followed the team to Kansas City on Oct. 30. President Jesse displayed little interest in athletics and went instead to a YMCA convention in Hannibal.

English professor Edwin Hopkins coached the Kansas team. He had never played football, but he had studied

game tactics and stressed moral character and "never-quit" tenacity. The Jayhawks arrived from Lawrence, on Saturday morning, by special train. The players were accompanied by a large delegation of fans and faculty members decked out in red. Chancellor Francis Snow attended; he believed football victories would be good advertisement for his institution. An enthusiastic crowd of alumni from Kansas City, reinforced the Missouri supporters. In all, some 3,000 people saw the game.

Missouri, with Curtis Hill as captain and quarterback, scored first. The kick failed, and the score was 4-0. The rest of the game belonged to Kansas, with the exception of four Missouri points near the end of the game. The final score: Kansas 22, Missouri 8. According to reporters, the Missouri team lost its poise and showed a lack of training, inefficient teamwork and ignorance of the rules.

But the team found friends in Kansas City. Supporters offered to assist the University in obtaining and paying a trainer. Kansas Citian Hal Reed, a former Indiana University football player, arrived on the Columbia campus and began coaching the team. It played two more games and showed marked improvement, beating Washburn University of Topeka, Kan., 34-6, and Drury College of Springfield, 54-0.

On Dec. 18, 1891, representatives of Missouri, Kansas, Nebraska and Iowa universities met at the Midland Hotel in Kansas City, and organized the Western Inter-State University Foot Ball Association.

According to the rules, the home team paid the expenses of the visiting team, not to exceed 17 men, and the teams furnished their opponents with a roster of players 10 days in advance of the game. This rule, they believed, would discourage teams from picking up extra, well-built men to strengthen their lines.


By the opening of the 1892 season, the Missouri team had been officially named the Tigers. Students had selected the Princeton Tiger to correspond with the traditional Princeton colors of black and gold. E.H. Jones of Brooklyn, N.Y., coached the team.

Controversy arose before the first game, when Missourians learned the Nebraska team included a black player, George Flippin. Missouri decided to forfeit the game rather than, as one reporter noted, take "the risk of being knocked down and trampled by a negro." Association members met in Kansas City, and agreed that in the future, any team failing to make good its scheduled commitments would play \$50 to its opponent.

Many early games were marred by controversy, rules disputes and fighting. In 1896, when the Iowa team came to Columbia, the Tigers again objected to a black player, the Hawkeyes' leading scorer. The visitors refused to play without him. When the Iowa referee called penalties, Missouri fans claimed he was biased. He is said to have insulted one of the Tigers during the first half, and a fight broke out. Police stepped in and restored order.

After a bad call in the second half, the Tigers refused to play, even though they were behind, 12-0. An Iowa City reporter later suggested that the team not play Missouri again "until the students develop some gentlemanly traits and the faculty relieves itself of timidity sufficiently to become a governing body and not a figurehead." Iowa did not schedule another game with Missouri until 1902.

After the 1896 season, the team was invited to Dallas, to play that city's athletic club. They accepted, and also played the University of Texas. Victorious in both games, the team's enthusiasm rose. An excursion agent for the Mexican National Railroad invited the Missouri and Texas teams to go south of the border for a series of exhibition games.



1890 Tigers

Absent from Columbia, for 25 days, they traveled close to 6,000 miles. Football fans celebrated the victors' return, but University officials were not impressed. They had not authorized the trip, and some of the players were not University students. They barred the coach, Frank Patterson, from any further connection with the University. Jesse expelled two players and reprimanded the rest.

The practice of picking up husky young fellows to strengthen the team had always been a concern. The players enrolled in the University for the fall semester but rarely attended classes and dropped out after the last game of the season. Some would reappear the next fall. One player, attending his second fall term, sought to enroll in medical school, but when he learned he had to pass an entrance exam, he sought and received admission instead in the agriculture department.

Speaking to the National Education Association in St. Louis, in 1904, Jesse related another incident: 'A giant ... was brought into my University one fall. Suspecting something evil, I sent for him.'

The student assured Jesse he was a student but hoped to play football. He expected to remain for the entire session, "if God wills and my means hold out." According to Jesse, "He was selling books for the YMCA. He played until the Thanksgiving game but never appeared on campus again. The following spring, it leaked out that he agreed to play football during the fall if men about town would buy as many copies of the religious books ... as he could dispose of ..."

Athletic programs in the 1890s were poorly financed, with no training facilities and little supervision. Alumni and sports enthusiasts hired the coaches and recruited the players. President Jesse recalled, the "coach, employed by students and devotees of the town, would sail in upon us in early September, the University having had nothing to do with naming him. He exercised influence greater than that of any other many of campus.

"No adequate inquiry as to his character had been made. His power to train for victory alone had been considered. Sometimes, he made the field sulphurous with swearing ... He would himself frequent barrooms. He would encourage the men sometimes to violate faculty rules pertaining to absence ... When the last game was over, the players and the coach went off skylarking together to celebrate victory or to get comfort under defeat."

Critics in the 1890s advocated the banning of football from campus life, but the sport had become a popular pastime for students, alumni, community residents and civic leaders. School officials decided in the early 1900s to take control of the sport and clean it up.

Now completing its first century, the Missouri football program has had a long and proud history. But when one looks at its beginning in the 1890s, it is surprising that the sport survived that first decade.

(Reprinted with permission of the Columbia Daily Tribune. Originally published, Nov. 19, 1989.)

MORE MU HISTORY TO BE FOUND IN OL MIZZOU: A CENTURY OF TIGER FOOTBALL

You can read more about the full 100 years of Missouri football history in Bob Broeg's new book, "Ol Mizzou: 100 Years of Missouri Football" The 210-page, coffee-table size book, crammed with photos, is an update and redesign of Broeg's 1974 book, "Ol Mizzou: A Story of Missouri Football."

The perfect Christmas gift for the Tiger fan or football historian, the book is available from Walsworth Publishing Company, for \$36.00, plus \$3.50 shipping and handling charge.

To receive an order form, or to receive more information, contact Walsworth Publishing Company, RO. 376, Marceline, Mo. 64658.



Coach Gwinn Henry led the Tigers to national prominence during the 1920s.

All-Century Team Ballot

This fall, Missouri fans have a chance to be a part of the 100 years of football celebration at Ol' Mizzou, by voting for the MU All-Century Football Team.

In the first phase of the ballot process, MU's living football coaches were asked to nominate players from their coaching eras. Players who received all-conference and all-America honors were automatically included on the ballot.

The team will be announced at Missouri's 1990 Homecoming Game vs. Kansas State, on Oct. 20, and the final 25 players will be invited to attend that game and participate in the Homecoming activities.

Please vote for at least two players in each era; then vote for 15 players in any combination of eras to equal 25 total picks. Also, write in your choice for MU's all-time coach.

1890-1934 (The Early Years)

_____ William Driver, E (1906-07-08)
_____ Edwin Miller, T (1905-06-07-08)
_____ Dorcet Graves, T (1906-07-08)
_____ Harvey Anderson, G (1903-04-05-06)
_____ Joe 'Puny' Bluck, T (1908-09)
_____ Frank Burruss, E (1910)
_____ Frank Thatcher, G (1909-10)
_____ Ted Hackney, HB/K (1909-10-11)
_____ Clinton Collins, C (1913-14-15)
_____ Oscar Houston, T (1911)
_____ Frank Hastings, T (1910-11-12)
_____ Elmer Anderson, G (1911)
_____ David Dexter, HB (1911)
_____ Jim Pixlee, E (1909-10-11)
_____ George Barton, T (1911-12)
_____ Edmond Knobler, HB (1910-11-12)
_____ Jim Gallagher, G (1911-12-13)
_____ Paul Shepard, HB (1912-13-14)
_____ Jacob Spellman, E (1913-14-15)
_____ James Clay, G (1912-13-14)
_____ Radford Pittam, HB (1915-16)
_____ Paul Hamilton, T (1915-16-17)
_____ Bill Preston, G (1915-16)
_____ Jesse Groves, G (1914-15-16)
_____ Harry Lansing, C (1914-16)
_____ Anton Stankowski, QB (1915-16-19)
_____ Chuck Lewis, HB (1919-20-21)
_____ Herb Blumer, T (1919-20-21)
_____ Jerry Lewis, G (1922-23-24)
_____ Clyde Smith, C (1922-23-24)
_____ Carl Bacchus, E (1924-25-26)
_____ Francis Lucas, G (1926-27)
_____ Bert Clark, E (1925-26-27)
_____ Bill Smith, T (1926-27-28)
_____ Bob Miller, G (1925-26-27)
_____ Miller Brown, E (1926-27-28)
_____ Bob Mehrle, HB (1927-28)
_____ Keith Hursley, T (1927-28-29)
_____ John Waldorf, HB (1927-28-29)
_____ Raymond Smith, C (1928-29)

_____ Paul Brayton, G (1928-29-30)
_____ Charles Schiele, E (1931-32-33)
_____ George Flamank, FB (1925-26-27)
_____ Ed Lindenmeyer, T (1924-25-26)
_____ Ed "Brick" Travis, T (1919-20)

1935-57 (The Faurot Years)

_____ Clair Houston, FB (1932-34-35)
_____ Huston Betty, C (1935-36-37)
_____ Maurice Kirk, G (1935-36-37)
_____ Paul Christman, QB (1938-39-40)
_____ Kenneth Haas, T (1937-38-39)
_____ Roland Orf, E (1938-39)
_____ Charles Moser, C (1937-38-39)
_____ Robert Waldorf, G (1937-38-39)
_____ Darold Jenkins, C (1940-41)
_____ Harry Ice, HB (1940-41)
_____ Bob Jeffries, G (1940-41)
_____ Bob Steuber, HB (1940-41-42)
_____ Don Reece, FB (1940-41-42-43)
_____ Bud Wallach, T (1940-41)
_____ Bert Ekern, E (1941-42)
_____ Mike Fitzgerald, G (1940-41-42)
_____ Alfred Anderson, T (1943)
_____ Jack Morton, E (1941-42-43)
_____ Paul Collins, QB (1943-44)
_____ Bill Dellastatious, HB (1943-44-45)
_____ Jim Kekeris, T (1943-44-45-46)
_____ Leonard Brown, QB (1944-45-46)
_____ Robert Eichelberger, G (1943-45)
_____ Roland Oakes, E (1945-46-47-48)
_____ Ralph Stewart, C (1943-44-46)
_____ Loyd Brinkman, HB (1945-46-47-48)
_____ Bus Entsminger, QB (1942-46-47-48)
_____ Chester Fritz, T (1946-47-48)
_____ Mel Sheehan, E (1946-47-48)
_____ Robert Fuchs, C (1946-47-48-49)
_____ Dick Braznell, HB (1947-48-49)
_____ John Kadlec, G (1948-49-50)
_____ Junior Wren, HB (1950-51)
_____ William Fuchs, C (1949-50-51)
_____ John Glorioso, HB (1948-49-50)
_____ Jack Lordo, G (1950-51-52)
_____ Ed Merrifield, HB (1951-52-53)
_____ Robert Bauman, FB (1952-53-54)
_____ Terry Roberts, G (1952-53-55)
_____ Alvin Portney, T (1953-54-55)
_____ Harold Burnine, E (1953-54-55)
_____ Jimmy Hunter, QB (1954-55-56)
_____ Charles Rash, G (1957-58)
_____ Henry Kuhlmann, FB (1956-57-58)

1958-1970 (The Devine Years)

_____ Don Chadwick, G (1956-57-58)
_____ Danny LaRose, E (1958-59-60)
_____ Russ Sloan, E (1958-59)
_____ Andy Russell, LB/FB (1960-61-62)
_____ Mike Magac, T (1957-58-59)

- _____ Rockne Calhoun, T (1958-59-60)
- _____ Paul Henley, G (1959-60-61)
- _____ Mel West, HB (1958-59-60)
- _____ Ed Blaine, T (1959-60-61)
- _____ Conrad Hitchler, E (1960-61-62)
- _____ Bill Wegener, T (1958-59)
- _____ Tom Hertz, G (1960-61-62)
- _____ Johnny Roland, HB (1962-64-65)
- _____ Jerry Wallach, T (1960-61-62)
- _____ George Seals, E (1961-62-63)
- _____ Gary Lane, QB (1963-64-65)
- _____ Tom Wyrostek, G (1962-63-64)
- _____ Bobby Brown, G (1963-64)
- _____ Buford Allison, T (1963-64-65)
- _____ Ken Boston, DB (1963-64-65)
- _____ Gus Otto, LB (1962-63-64)
- _____ Charlie Brown, HB (1964-65-66)
- _____ Russ Washington, E (1965-66-67)
- _____ Bruce Van Dyke, OT (1963-64-65)
- _____ Francis Peay, OT (1964-65)
- _____ Mike Eader, OG (1963-64-65)
- _____ Gary Grossnickle, DB (1964-65-66)
- _____ Dan Schuppan, DE (1964-65-66)
- _____ Jim Whitaker, DB (1965-66)
- _____ John Douglas, LB (1966-67)
- _____ Roger Wehrli, DB (1966-67-68)
- _____ Jim Anderson, OT (1966-67-68)
- _____ Carl Garber, OG (1966-67-68)
- _____ Bill Schmitt, DE (1967-68)
- _____ Mike Carroll, OG (1967-68-69)
- _____ Jay "Rocky" Wallace, DT (1967-68-70)
- _____ Terry McMillan, QB (1968-69)
- _____ Mel Gray, E (1968-69-70)

1971-80 (The Upset Years)

- _____ Lorenzo Brinkley (1969-71)
- _____ John Cowan, T (1969-70-71)
- _____ Scott Anderson, C (1971-72-73)
- _____ Greg Hill, K (1971-72-73)
- _____ John Moseley, DB (1971-72-73)
- _____ Jim Schnietz, OT (1971-72-73)
- _____ Tony Galbreath, HB (1974-75)
- _____ Mark Johnson, DT (1973-74)
- _____ Ken Downing, DB (1973-74-75)
- _____ Mark Miller, WR (1973-74)
- _____ Henry Marshall, WR (1972-74-75)
- _____ Morris Towns, OT (1974-75-76)
- _____ Steve Pisarkiewicz, QB (1974-75-76)
- _____ Joe Stewart, WR (1974-75-76-77)
- _____ Russ Calabrese, DB (1977-78)
- _____ James Taylor, OT (1975-76-77)
- _____ Leo Lewis, WR (1975-76-77-78)
- _____ Kellen Winslow, TE (1976-77-78)
- _____ Pete Allard, C (1974-76-77-78)
- _____ Phil Bradley, QB (1977-78-79-80)
- _____ Eric Wright, S (1978-79-80)
- _____ Wendell Ray, DE (1978-79-80)
- _____ Brad Edelman, C (1978-79-80-81)
- _____ Howard Richards, OT (1977-78-79-80)
- _____ James Wilder, HB (1978-79-80)
- _____ Bill Whitaker, DB (1977-78-79-80)
- _____ Ron Verrilli, K (1979-80)

1980-89 (The Eighties)

- _____ Jeff Gaylor, DT (1978-80-81)
- _____ James Caver, WR (1981-82)
- _____ Kevin Potter, S (1979-80-81-82)
- _____ Andy Gibler, TE (1979-80-81-82)
- _____ Demetrious Johnson DB (1979-80-81-82)
- _____ Bobby Bell, DE (1981-82-83)
- _____ Conrad Goode, OT (1980-81-82-83)
- _____ Terry Matichak, DB (1982-83-84)
- _____ Jay Wilson, LB (1979-81-82-83)
- _____ Marlon Adler, QB (1982-83-84-85)
- _____ George Shorthose, WR (1980-81-83-84)
- _____ John Clay, OT (1983-84-85-86)
- _____ Herbert "Junebug" Johnson, WR (1985-86)
- _____ Erik McMillan, DB (1984-85-86-87)
- _____ Adrian Jones, DB (1986-87-88-89)
- _____ Darrell Wallace, HB (1984-85-86-87)
- _____ Tom Whelihan, K (1984-85-86-87)

_____ Head Coach

Write-In Candidates

| Name | Era |
|-------|-------|
| _____ | _____ |
| _____ | _____ |
| _____ | _____ |
| _____ | _____ |

Please return all ballots to: All-Century Team
 University of Missouri
 Sports Information Office
 P.O. Box 677
 Columbia, MO 65205

All ballots must be postmarked by October 8 to be counted

1990 Season Outlook

After a debut season in which Missouri Coach Bob Stull's offense got progressively better, and his defense ran out of gas, the Missouri Tigers will look for a better balance between the two in 1990, hoping to get off to a fast start in the University's 100th season of football competition.

The offense, which put points on the board just once in five of the first six games a year ago, should be better early in the campaign. That assessment is based on the fact that eight starters return from a group that got on-the-job training last season, then exploded to average 26 points per game over the last five contests. Led by **QB Kent Kiefer**, who set or tied seven Mizzou passing records last season and produced three of the top-15 passing days in school history, the offense went out and improved its execution and understanding of the system in the spring.

"We progressively got better on offense last year," Stull said, "and that's where we have the most experience, so we feel good about our offense."

The defense underwent a transformation from the 3-4 to the 4-3 midway through spring football, and its performance perked up over the final two weeks. The move was made to take advantage of Missouri's depth up front, and to minimize the effect of injuries to the Tiger linebacking corps during the spring. At one time, eight linebackers were sidelined during the spring.

"We had so many people injured in the spring at in-

side 'backer," Stull said, "that our fourth, fifth and sixth linemen were much better than some or our people at inside linebacker. It was just a move to strengthen our defense by placing our best players on the field.

"Defensively, we started out strong last year, but then injuries hit us, especially at linebacker," Stull said, "and we got poorer as the year went along. We lost quite a few people on defense, but we still count on getting better there. We went out and got some junior college players (LBs Will Bass and Tony Cooper, DEs Chris Drossos and Derrick Watkins, and FS Niu Sale) to give us some depth on defense.

"We have some big holes to fill in the secondary, where we lost three of our top four corners and our starting strong safety."

OFFENSE

QUARTERBACK — Unlike Stull's first spring and pre-season in 1989, there is no doubt as to the identity of Missouri's number-one quarterback this time around. Kent Kiefer is solidly entrenched as the starter, based on his record-setting performances of last season, and his consistency and execution in the spring.

As Kiefer learned the system last season, he caught fire during the Big Eight season, throwing 10 TD passes and just five interceptions against conference foes. Completing better than 58 percent of his passes for the year, he completed 64 percent in the final five games, capped by a 29-of-44 performance vs. Kansas, for 444 yards. He broke Terry McMillan's 20-year-old school record with 2,314 passing yards, the fifth highest total ever by a Big Eight Conference signal caller.

And, he showed durability and leadership qualities, too. The new system was a chore for the offensive linemen to learn, and Kiefer endured 34 sacks, but kept getting up and asking for more. He'll serve as a co-captain this season.

Behind Kiefer is a battle between three talented youngsters. Sophomore **Mark Ramstack** played in two games last season to give him some seasoning, and he was much more settled and confident in his ability during the spring. Two redshirts showed their wares in the spring, too, and were the most talked-about players in the spring Black-and-Gold Game.

Chris Livingstone (6-5, 233) and **Phil Johnson** (6-5, 208) drove Missouri defenders crazy last fall, running the Tiger scout team, and both are hungry for action. Livingstone is the classic big, strong, drop-back passer, while Johnson combines size with nifty footwork and speed, and the ability to create something out of nothing.

"It will be up to the younger players to try and get themselves into a position to compete with Kent," Stull said. "We can keep Phil and Chris out there to learn what's going on. If Kent would get hurt, for instance, we would have three quarterbacks who could get in and go."

New in the fall will be two other rookie signal-callers, Missouri player-of-the-year **Jeff Handy**, and **Brian Sallee**, also a kicker/punter.



QB Kent Kiefer



TE Larry Linthacum

RECEIVER — Unquestionably, the strongest and deepest position on the Missouri football team, led by returning starters **Linzy Collins** and **Damon Mays**. The Tigers lost just one letterman among the receiving corps — **Ron Pointer** — and he caught just three passes last season.

Collins emerged last season as one of the Big Eight's best, catching 46 passes for 803 yards and four TDs. Mays was dangerous, too, with 26 receptions for 372 yards and three scores. **Skip Leach**, switched from QB, proved a potent threat, with 22 catches for 308 yards and 2 TDs, and speedy freshman **Byron Chamberlain** offers a big-play threat, as well.

Add redshirt freshmen **Kenny Holly** and **Kenneth Huggins**, and UTEP transfer **Victor Bailey** to that group, and Missouri is well-stocked at wide receiver.

"If you're going to compete in this league," Stull said, "you really need four or five guys at each position that have the ability to play. We've got a pretty good group here."


Two of the nation's top prospects at wide receiver signed with MU in February, too, **Kenneth Dunn** and **Detrick Wells**, so this position figures to be well stocked for some time.

At tight end, Missouri returns a solid one-two punch in seniors **Tim Bruton** (6-4, 247) and **Larry Linthacum** (6-7, 247). Bruton, a pre-season all-America choice, still needs

to gain the consistency that will place him in the nation's elite. Linthacum has the consistency, but lacks Bruton's flamboyance. The pair combined last year for 49 receptions, good for 538 yards, but no touchdowns.

"Everybody's talking about Tim, but you can't leave Larry out," Stull said. "They're both solid, and they both do so much to make each other better. Tim caught 27 passes last year. Playing that position, that's a pretty good year, especially when you consider that the guy that backed him up caught 22. That's being pretty productive."

Sophomore **David Frisch** (6-6, 240) returned to the Tigers in the spring and is a diamond-in-the-rough, waiting for his chance. Junior **Lemmie Wells** (6-1, 232) is also on hand to add depth.



WR Skip Leach

RUNNING BACKS — One of Missouri's biggest offensive threats — fullback **Tommie Stowers** — will be operating in the pros this fall, but MU's returning backfield should be potent, none-the-less.

Senior **Michael Jones** (6-2, 214), a tailback last year, should be a bigger threat as **Stowers'** replacement this fall, and a co-captain. With good straight-ahead speed and power, Jones should be effective either up the middle, or as a receiver in Stull's system that likes to throw to the backs. He's less than 100 yards away from 1,000 ground yards for his career. Two other fullback lettermen return in senior **Jimmy Collins** (5-11, 244) and sophomore **Reggie Tate** (5-10, 218), both of whom saw most of their action last year on special teams.

The Tiger tailbacks in '90 won't be very big, but they'll offer a much greater breakaway threat than last season. Senior **Sean Moore** (5-10, 197) is a multi-purpose back, who is valuable to Mizzou as a ballcarrier, receiver or blocker. He got his first big chance in the spring, and made the most of it, winning the starting job. "Most of last year, Sean was recuperating with a bad back and



FB Michael Jones

working with the special teams," Stull said. "Now, the more you give him the ball, the better he looks."

Sophomore **Ronnell Kayhill** (5-9, 185) and redshirt freshman **Jason Oliver** (5-11, 169) — both graduates of KC's Ruskin High — are quick little scatbacks with a knack for finding daylight. Now a junior, **Tony VanZant** (6-1, 203), also made it through the spring unscathed, and may make a contribution this fall if he stays healthy.

"We have all kinds of tailback guys," Stull said, "quicker type tailbacks. We hope we've added some quickness to our backfield."

Two touted freshman recruits will also get a chance to show their skills in the fall. **Mark Jackson**, a speedster from Kirkwood, Mo., will get a quick look at tailback, while **Mike Washington** (6-2, 235) was MU's most-coveted fullback prospect.

OFFENSIVE LINE — Although starting guards Pete Scott and Jay Greenwood, and co-captain tackle Andy Lock completed their eligibility, the offensive line should be a strong suit in 1990.

Back for his second year as a starter at center is **Brad Funk** (6-3, 277), an up-and-coming star in the Big Eight. He was the only lineman to make it through 1989 without an injury, and graded out as MU's most consistent man in the trenches. Former tackle **Don Wright** (6-4, 256), just a junior, also returns with good mobility and speed and moves to guard. Injuries gave a number of others valuable experience last season, including tackles **Rick Trumbull** (6-6, 293), **Ken Christensen** (6-5, 265) and **Russ McCullough** (6-9, 304), and guards **Miles Leisman** (6-2, 275) and **Jon Watkins** (6-3, 263). Christensen moved to the other starting guard spot in the spring.

A year's experience in Stull's pro-style offense also figures to help Missouri in the trenches in 1990, as well as the presence of two of MU's plum redshirts from last year — **Mike Bedosky** (6-5, 288) and **Tim Alvarado** (6-7, 274). Both moved into the depth last year, but were held out of action to prep for the future.

"In the younger players, you have the Bedoskys, the Alvarados, Bob Petrus, Doug Hembrough and Coby Crowl . . . all those players give us a lot of depth. We felt that the way McCullough and Trumbull came along, with Bedosky and Crowl on the outside, that would be the best combination."



OG Ken Christensen



DT Jeff Harper

DEFENSE

DEFENSIVE LINE — The Tigers lost a pair of four-year lettermen at the end positions in Lee Johnson and Kevin White. They accounted for 20 quarterback sacks during their careers. But the defensive line should still be a bright spot for Missouri in 1990, with an aggressive group that performed well in the spring when the MU coaching staff elected to line up in a 4-3 arrangement.

Redshirt freshman **Rick Lyle** (6-6, 258) and senior **Rob Harper** (6-7, 262) offer size and speed at the ends, as do junior reserves **Curtis Roberts** (6-4, 269), **Derrick Watkins** (6-5, 258) and **Chris Drossos** (6-2, 238). They offer solid pass-rushing abilities and the speed to cut off the flanks.

The tackles, nose guards in the old system, are a sturdy lot, geared to thwart the power plays inside. Starting will be senior **Jeff Harper** (6-2, 290) and junior **Mario Johnson** (6-5, 314). In reserve are redshirt freshman **George Hunt** (6-3, 261), sophomore **Tim Burke** (6-2, 261) and senior **Chris Russell** (6-0, 256).

LINEBACKER — This was an area of emphasis in Missouri's recruiting chase, and two junior college transfers were brought in to add competition and depth to the linebacking corps. They should ease the loss of Darren MacDonald, MU's all-time leading tackler, and lettermen A.J. Miller and Brian Reeves. The JUCO newcomers joining the squad in August, include inside

candidate **Will Bass** (6-1, 230) and outside backer **Tony Cooper** (6-4, 215).

As injuries mounted in the spring, sophomore **Travis Condict** (6-1, 215) made the most of his opportunity, and will begin fall workouts as the middle linebacking starter. Senior **Andy Titone** (6-0, 210) and junior **Tom Reiner** (6-1, 235), who split the starting assignments opposite MacDonald last year, missed the spring with injuries, and will have to be evaluated under combat conditions in August. Sophomore **Marcus Martin** (6-3, 227) also was shelved during the spring. Walkon sophomore **Lance Noel** (6-1, 205) showed promise in the spring, and returned an interception 72 yards for a TD in the Black-Gold Game.

Outside, sophomores **Mike Ringgenberg** (6-4, 232) and **Stacy Elliott** (6-4, 227) can only benefit from last year's baptism under fire. As redshirt freshmen, Ringgenberg started all 11 games, while Elliott had four starting calls. Both are the kind of rangy athletes with speed that Stull likes to see on the perimeter. Ringgenberg is MU's second-leading returning tackler. He had 67 stops last season, including 4 for losses and one sack.


Two other returnees outside with starting experience are junior **Greg Dumas** (6-1, 222) and senior **Jerold Fletcher** (6-2, 231). Sophomore squadman **Jim Paluck** (6-5, 213) should also be ready to compete for playing time.

SECONDARY — Missouri's losses to graduation in the defensive secondary were severe. Gone are three of MU's top four cornerbacks, including all-American Adrian

Jones, and last year's strong safety, Ted LePage, who turned in a heady campaign in his first year as a starter.

The group of returnees, which includes last year's starting free safety, **Leon Fisher**, will be bolstered by the addition of JUCO transfer **Niu Sale**, the defensive player of the decade in his California JUCO league while playing at El Camino JC. He was also an all-America kick return specialist. He'll be on the scene in August.

Also back is sophomore **Maurice Benson**, who won a starting job at mid-season last year, but was hurt in his first starting action at Kansas State, and missed the rest of the season. Then, he was shot in the eye in a hunting accident in the off-season.



OLB Stacy Elliott

Despite the setback, he participated in spring drills, and will compete with converted junior safety **Sharron Washington** for the right cornerback job. Sophomore **Jermaine Wilkins** lettered as a backup to Jones last year and claimed the starting spot at right corner in the spring. Speedy redshirt freshman **Chip Fields** will support him.

Mizzou's most versatile DB, junior **Brad Scrivner**, came out of the spring as the starter at free safety, but is capable of contributing at any spot in the secondary. He started three games at right corner in 1989. Redshirt freshman **Mike Jadlot**, Fisher and Sale will also be in the hunt for the defensive "centerfielder" duties.

A pair of heavy-hitting strongmen will draw the call to replace LePage at strong safety — senior **Harry Colon** and sophomore **Pat Ryan**. Both had good springs.

KICKERS

Missouri returns its full contingent of punters and kickers, a group that had a strange season in 1989. **Jeff Jacke**, who enjoyed a solid freshman year in 1988, was felled by injury early last season that forced first **Mark Plunkett** and then **Dan Baker** to perform the placement duties. In all, the trio combined to make just 4-of-9 FGs. Jacke regained his starting position with a solid spring, but late signee **Kyle Pooler**, a high school all-American with a 62-yard FG to his credit last season, was brought in to add further competition to the mix.

Plunkett did a much better job as the Tigers' punter, averaging 39.5 yards per punt, with 10 boots of over 50 yards and 10 that pinned the enemy inside the 20-yard line. He also serves as Missouri's kickoff man.

"We have to improve drastically in this area," Stull said. "Mark Plunkett had a good spring and was much more consistent in the punting game. Our deep snapper is **Chuck Cole**, who's really done a great job.

"We feel our return teams will be better with Maurice Benson and Skip Leach back. And with the addition of Niu Sale to our punt return team, we should be improved. There's a lot of different parts to it and we have to get better at all of them."

Mizzou Ticket Information

Single-game and season tickets may be ordered by writing to the Athletic Ticket Office, P.O. Box 675, Columbia, MO 65205. Telephone orders using Mastercard or Visa are accepted by calling, toll-free, 1-800-CAT-PAWS. This number is for ticket orders only. Other business may be conducted by calling (314) 882-2386. For mail orders, payment must accompany order and a \$3.00 handling charge should be included.

SEASON TICKETS

| | |
|----------------------|----------|
| General Public | \$103.00 |
| Faculty/Staff | 77.00 |
| Family Plan | 62.00 |
| Students | 50.00 |
| Junior Tigers | 18.00 |

MINI PACKAGES

| | |
|--|---------|
| Big Eight (Colorado, Kansas State, Oklahoma) | \$51.00 |
| Three Games (TCU, Arizona State, Oklahoma) | 54.00 |

SINGLE GAMES

| | |
|----------------------------------|---------|
| Reserved Seating* | \$16.00 |
| Arizona State and Oklahoma | 19.00 |

Group rates are available (for all games except Arizona State and Oklahoma) for groups of 16 or more with varying discounts, depending on size of group. For further information on group discounts, call the Sports Marketing Office at (314) 882-6501.

Coach Bob Stull

With a first-year shakedown cruise now completed, it's full speed ahead for University of Missouri head football coach Bob Stull and his Mizzou Tigers as they begin their second season together.

Stull's first-year ledger read just 2-9, but it was a season with two distinct halves. First came an initial six-game stretch during which the Tigers were faced with playing Miami (Fla.), Colorado, Nebraska, Indiana and Arizona State while trying to learn a complicated offensive system. Then came the season's second half in which Mizzou averaged 26 points per game but were defensively spent after having experienced the rigors of that opening set of games.

With eight offensive starters returning for 1990, it seems evident that the Tigers could be potent in the fall. Last year, Missouri set or tied 16 school passing records. Defensive re-tooling to a 4-3 alignment midway through spring drills could be the tonic needed to improve Missouri's defensive shortcomings of 1989.

Robert William Stull, 44, does not profess to be a miracle worker, although his track record would seem to indicate otherwise. In two previous head coaching assignments, he's transformed downtrodden programs into winners.


In 1988, Stull coached the University of Texas-El Paso (UTEP) football team to its best record (10-3) in school history. On top of his other accomplishments, that feat caught the eye of Mizzou Athletic Director Dick Tamburo and Chancellor Haskell Monroe as they hired Stull to be the University of Missouri-Columbia's 29th head football coach.

Stull signed a five-year contract, replacing Robert "Woody" Widenhofer, who resigned the head coaching position, Nov. 21, 1988, after posting a 12-31-1 record in four seasons. Stull and his staff fulfilled their obligation to the University of Texas-El Paso, coaching the Miners in their first bowl game (Independence Bowl) in over 20 years, then hit the recruiting road for MU on January 1. Crisscrossing the state and other prime talent grounds, Stull and company made immediate inroads and after six weeks of intense work, his first crop of new Tiger prospects was impressive. This year's second recruiting class also filled immediate needs — adding more speed to the Missouri team, and improving depth at linebacker and in the defensive backfield.

Stull's reception from Mizzou alumni, fans and friends has been warm. For his first season in 1989, attendance at Faurot Field climbed by an average of 3,000 per game — Missouri's first attendance increase in 10 years.

His efforts thus far, seem to bode well for the future as the Tigers seek to end six years of frustration. At the cornerstone of Stull's effort is Mizzou's winning tradition. Missouri enters 1990 gearing up for a gala season-long celebration of 100 years of Tiger football. And, the Tigers will begin the campaign just four wins away from the 500th victory in Missouri history.

Stull has directed turnarounds in the football fortunes



at two schools — the University of Massachusetts (1984-85) and the University of Texas-El Paso (1985-88). After one year at Missouri, he has a six-year head coaching record of 33-36.

"Bob Stull has been a winner wherever he has been," Chancellor Haskell Monroe said. "He is recognized as a bright, innovative young coach. He has proven himself as an outstanding recruiter of both players and members of his coaching staff, and he has demonstrated his ability to relate well to all university constituents — students, faculty, staff, alumni and media."

At Massachusetts, he went 3-8 his first year then improved to 7-4 in 1985, with the nation's second-ranked scoring defense (11.5 points per game). He moved on to UTEP in December 1985, inheriting a program that had posted 15 wins and 114 losses since 1974. His first year, with the nation's sixth-ranked passing attack, the Miners went 4-8. In 1987, he upped that to 7-4, and UTEP enjoyed the nation's largest average attendance increase (15,265) to a school-record average of 42,805 fans per game.

The 10-2 regular-season record and second-place finish in the Western Athletic Conference posted by his 1988 Miners were both school records and UTEP received its first bowl bid since 1967, to the Independence Bowl, where the Miners were beaten by Southern Mississippi.

Bowl games are nothing new to Stull. As an assistant coach under Don James, he was involved with seven bowl teams at Kent State University ('72 Tangerine) and the University of Washington ('77 Rose, '79 Sun, '80 Rose, '81 Rose, '82 Aloha and '83 Aloha).

At Washington, Stull was receivers coach from 1975-79, then served as offensive coordinator and offensive line




The Stull family (left to right) — Bob, Shannon, Kevin and Kim

coach from 1979-84. He directed the Huskies' recruiting efforts during his entire tenure at Washington. While at Kent State, he was offensive line coach and recruiting coordinator from 1971-74.

A native of Davenport, Iowa, Stull holds bachelor's and master's degrees from Kansas State University, where he was a three-year letterman and captained the Wildcats in 1967. After graduation, he coached one year on the high school level in Dubuque, Iowa, then returned to Kansas State as a graduate assistant under Vince Gibson.

Stull is married to the former Kimberly A. Morck, and they are parents of daughter Shannon Marie and son Kevin Robert.



Coach Bob Stull addresses the media as the new Tiger boss in December of 1988.

BIOGRAPHICAL SUMMARY

Alma Mater: Kansas State University, 1968, B.A.,

Physical Education

Kansas State University, 1970, M.Ed., Education

Coaching Experience: Defensive Coordinator, Dubuque

High School, Dubuque, Iowa, 1968-69

Graduate Assistant, Kansas State University, 1969-70

Offensive Line Coach, Kent State University, 1971-74

Receivers Coach, University of Washington, 1975-79

Offensive Coordinator, University of Washington, 1979-84

Head Coach, University of Massachusetts, 1984-85

Head Coach, University of Texas-El Paso, 1986-88

Head Coach, University of Missouri, 1989-

Collegiate Head Coaching Record: 33-36-0, 6 years

1984 Massachusetts 3-8

1985 Massachusetts 7-4

1986 Texas-El Paso 4-8

1987 Texas-El Paso 7-4

1988 Texas-El Paso 10-3

1989 Missouri 2-9

Birthdate: [REDACTED] 1945

Marital Status: Married, wife Kim

Children: Daughter Shannon Marie, son Kevin Robert

'84—MASSACHUSETTS (3-8) '85—MASSACHUSETTS (7-4)

26 Ball State 10 38 Morgan State 9

14 Lehigh 21 14 @Richmond 19

7 @Holy Cross 35 27 Holy Cross 3

35 Northeastern 0 3 @Harvard 10

19 @Rhode Island 20 3 Rhode Island 7

7 Richmond 24 10 @Northeastern 7

7 @Maine 20 20 Maine 7

21 @Boston U. 31 17 Boston U. 14

16 Connecticut 21 21 @Connecticut 7

14 @Delaware 27 24 Delaware 27

14 New Hampshire 10 21 @New Hampshire ... 17

1986—UTEP (4-8)

64 N. Michigan 29

21 Air Force 23

47 @New Mexico State . 33

21 @Hawaii 31

7 @Iowa 69

16 @Tennessee 26

22 @New Mexico 24

10 San Diego State 15

13 @BYU 37

12 @Wyoming 41

21 Colorado State 19

55 Utah 45

1987—UTEP (7-4)

31 New Mexico State ... 0

45 @Colorado State ... 6

37 Hawaii 13

16 @Arizona State 35

34 @San Diego State ... 33

38 Lamar 14

7 @Air Force 35

34 New Mexico 0

30 @Utah 24

24 BYU 37

13 Wyoming 37

1988—UTEP (10-3)

37 Mankato State 3

48 Weber State 21

27 @BYU 31

27 @Tulsa 24

38 Utah 28

42 @Hawaii 25

34 Colorado State 14

37 @New Mexico 0

42 @New Mexico State . 9

7 @Wyoming 58

58 San Diego State 7

31 Air Force 24

18 *S. Mississippi 38

* Independence Bowl

1989—MISSOURI (2-9)

14 TCU 10

7 @Indiana 24

7 Miami (Fla.) 38

3 @Arizona State 19

3 @Colorado 49

7 Nebraska 50


21 @Kansas State 9

30 Oklahoma State ... 31

9 14 @Oklahoma 52


21 Iowa State 35

44 Kansas 46



Speaking with Bob Stull

OFFENSE - GENERAL: "We think we should be better this season, and we have two reasons for that. First, we have a better understanding of what we're trying to do, where last year, we struggled trying to get in the concepts. Plus, all the skill position players were relatively new—Kent Kiefer and both wideouts (Damon Mays and Linzy Collins)—and hadn't practiced together until the fall.



Throughout the year, they became better at what they were doing and walking into practice this spring, they knew what we were trying to do . . . the key is to get better at it. I think we did get better at it, and because we have a year under our belt, we feel they should be relatively productive."

QUARTERBACKS: "Every position's open every year in the spring. Of course, Kent Kiefer has the advantage in the fact that he's a lot more experienced. I would say that the guy to beat out is Kent because of the fact that he's been with the receivers, been in the fire and played in the games. It will be up to the younger players to try and get themselves into a position to compete with Kent. We can keep Phil Johnson and Chris Livingstone out there to learn what's going on. If Kent would get hurt, for instance, we would have three quarterbacks who could step in and go. Mark Ramstack has got the lead right now as far as No. 2, for sure."

RUNNING BACKS: "We've kind of changed, moving Michael Jones to fullback. Mike Jones at fullback is really a perfect position for him with his strength and straightaway speed. He gives us a fast fullback, and we have all kinds of tailback guys . . . all the way down the line with a (Sean) Moore, (Ronnell) Kayhill, (Jason) Oliver and Tony (VanZant) which are quicker type tailbacks. We hope we've added some quickness to our backfield. Most of last year, Sean was recuperating with a bad back and working with special teams. Now, the more you give him the ball, the better he looks. The whole question with Tony is can he make cuts consistently without having problems with his knees."

RECEIVERS: "It's a good situation when you have four or five guys that can play at a position. If you're going to compete in this league, you really need four or five guys at each position that have the ability to play. Unlike last year, we've got a fine group with Linzy Collins, Damon Mays, Skip Leach, Byron Chamberlain and Victor Bailey. Our tight end situation is ideal with preseason all-America Tim Bruton and Larry Linthacum. The thing that's been impressive about Linzy is how hard he worked this spring. He blocks much better, the way he runs his routes is better. He has improved to make himself a great all-around receiver. Everybody's talking about Tim, but you can't leave Larry out. They're both solid, and they both do so much to make each other better. Tim caught 27 passes last year. Playing that position, that's a pretty good year, especially if you consider that the guy that backed him up caught 22. That's being pretty productive."

OFFENSIVE LINE: "We lost three players, but of all the guys we lost, the ones who will start this season started one time or another last season. Don Wright who started at tackle starts at guard. Rick Trumbull will start at tackle. Russ McCullough started a few games last year at tackle and Ken Christensen

started. And in the younger players, you have the (Mike) Bedoskys, the (Tim) Alvarados, (Bob) Petrus, (Doug) Hembrough, (Coby) Crowl . . . all those players give us a lot of depth. We felt that the way McCullough and Trumbull came along, with Bedosky and Crowl on the outside, that would be best the combination."

DEFENSE — GENERAL: "We made the change to the four down lineman, basically for two reasons. First, our depth along the defensive line is much better than inside linebackers, or it was in the spring. We had so many people injured in the spring at inside backer that our fourth, fifth and sixth lineman were much better than some people at inside linebacker. Second, we made a move to strengthen our defense, just by placing your players on the field. We think as long as we keep our defensive linemen healthy that will be a good move for us. Last season our offense wasn't successful early, and our defense was on the field more. People don't realize that. They say, statistically, they weren't very good on defense. It looks good when you're throwing the ball, but when you turn it over and not keeping the clock, it makes a helluva lot of difference. With the clock stopping more, you put your defense under the gun, when you're not successful offensively."

DEFENSIVE LINE: "In this league, you're always going to have to stop the run first. People are going to test you there, so that's where we have to fortify ourselves better to stop, not only the options, but the power plays, too. We've got some quality individuals, some that are going to take a little time. Rick Lyle's got finesse and a good sense and feel about people around him. He can maneuver himself to get to the quarterback in a passing situation. Jeff Harper is the more experienced guy. He's a hustler and a gutty performer. Mario Johnson can be a dominating football player."

LINEBACKERS: "Our injury situation facilitated us to move to the 4-3 alignment. Andy Titone and Tom Reiner started for us last year, but they've been shelved by injuries. But we've got Jerold Fletcher, Mike Ringgenberg and Stacy Elliott as guys with experience, and junior college transfers giving us an unproven supporting cast. Obviously, middle linebacker is a question mark for us heading into the fall."

SECONDARY: "This part of our game will have to learn on the run. The good thing is three guys are primaries. Sharron Washington, Jermaine Wilkins and Maurice Benson have all played some, so it's not completely new to them but they're going to have to have to take a crash course early in the season. Fortunately, most of the teams that we play are run-oriented squads. They'll be involved more with run support than with the pass, but they really have a lot of ability."

KICKING GAME: "We have to improve in this area drastically. Mark Plunkett had a good spring and was much more consistent in the punting game, and he added some competition to Jeff Jacke in place kicking. Our deep snapper is Chuck Cole who's really done a great job. And with the addition of Niu Sale to our punt return team, we should be improved. There's a lot of different parts to it and we have to get better at it all of them."

THE SCHEDULE: "There is a lot better chance to build confidence this season. Last year, we played TCU, followed by Indiana with a Heisman Trophy candidate, Miami, Arizona State, Colorado and Nebraska; it was tough to learn the system with that schedule. Not that this year's schedule is a whole lot different, but you eliminate Miami. Take away the No. 1 team in the country, and anyone looks good."


Assistant Coaches

OFFENSE

DIRK KOETTER—Coord./QBs


Idaho St. '81

2nd Year at Mizzou



COACHING: The architect of Coach Bob Stull's high-powered offense at Texas-El Paso, Coach Dirk Koetter has been a member of Stull's staff since 1986. In addition to coaching quarterbacks, Koetter called plays and coordinated practices at UTEP. Koetter went to UTEP from San Francisco State University, where he was offensive coordinator in 1985. Prior to working at San Francisco State, he was head football coach at his prep alma mater—Highland High School in Pocatello, Idaho. He served in that capacity for two years, compiling a record of 19-4 and a state championship. **PLAYER:** Played at Idaho State, when the Bengals won the NCAA I-AA national championship in 1981. Lettered four times (1977-81) and was academic all-Big Sky Conference in 1980 and 1981. Also received NCAA Region 7 all-academic plaudits in 1980 and 1981. Was a three-year letterman at Highland High School in 1974-76. **PERSONAL:** Koetter, 31 years old, was born 2/5/59 in Pocatello, Idaho. He graduated from Idaho State in 1981 with a bachelor of science degree in physical education. He also earned a master's degree of physical education in athletic administration. He is married to the former Kimberly Ann Poston.

KEVIN FAULKNER—Tight Ends N. Mex. Highlands '79 2nd Year at Mizzou



COACHING: Considered the veteran member of Bob Stull's coaching staff, Kevin Faulkner has been with Stull since 1984, when the duo served together at the University of Massachusetts. Coached tight ends and special teams at Texas-El Paso for the past three seasons. Began coaching career as a graduate assistant at his alma mater—New Mexico Highlands—from 1979-81. He then coached on the prep level in Odessa, Texas from 1981-82, before returning to New Mexico Highlands from 1982-84 as special teams and inside linebackers coach. Joined Stull as outside linebackers coach at the University of Massachusetts in 1984.


PLAYER: Played defensive back at New Mexico Highlands and lettered three seasons (1976-78) for the Cowboys. Faulkner received all-Rocky Mountain Athletic Conference honors as a senior at New Mexico Highlands.

PERSONAL: Faulkner, 34 years old, was born 3/20/56 in Baltimore, Md. He graduated from New Mexico Highlands University in 1979 with a bachelor's degree in physical education and has a master's degree in educational administration. He is married to the former Bernice Baldonaldo and has two daughters, Chisa (11) and Sheniqua (7).

LARRY HOEFER—Wide Receivers

McMurry '73

2nd Year at Mizzou




COACHING: Began coaching career at Tarleton State University in Stephenville, Texas, spending two years (1974-76) there as defensive secondary coach. He then moved to Big Spring (Texas) High School, where he served as quarterbacks and receivers coach for one year. In 1977, he returned to Abilene High School for four years before joining Coach Bill Yung as an assistant at West Texas State in 1981. He moved with Yung to Texas-El Paso in 1982, and stayed on at UTEP when Bob Stull replaced Yung in 1986. Like his position with the Tigers, Hoefer coached wide receivers under Stull at UTEP.

PLAYER: Performed for McMurry College in Abilene, Texas, as a defensive back for three seasons (1970-72). Hoefer helped the Indians to an eighth-place ranking in the NAIA before his career ended. Began playing career at Cooper High School in Abilene. Played on top-ranked team in the state of Texas his senior year.

PERSONAL: Hoefer, 38 years old, was born in Colorado City, Texas. He graduated from McMurry College in 1973 with a bachelor's degree in accounting. He also received a master's degree in education from Tarleton State in 1975. He also has done


graduate work at Southern Methodist and Abilene Christian. He is married to the former Kathy Tubbs and has three children: Alison (18), Tyler (9) and Bennett (5).

ANDY REID—Off. Line**Brigham Young '80****2nd Year at Mizzou**

COACHING: A standout collegiate offensive lineman, Andy Reid has tutored some of the top offensive lines in Division I and II football. Reid is in his third year as a member of Coach Bob Stull's coaching staff, joining Mizzou's head coach at Texas-El Paso as offensive line coach in 1987. Prior to UTEP, Reid was offensive line coach at Northern Arizona University in 1986. He gained most of his acclaim while coaching at San Francisco State University for three years (1983-85). During his three-year tenure at San Francisco State, he served as offensive coordinator, offensive line coach and strength coach. From 1983 to 1985, San Francisco led the nation in passing offense and total offense. Received his coaching start at his alma mater—Brigham Young—under LaVell Edwards as a graduate assistant in 1983.

PLAYER: Captured three varsity letters at Brigham Young (1978-80). Was an offensive tackle and guard on three Holiday Bowl teams. He attended Glendale Community College in California, playing offensive tackle, guard, center and kicker, before transferring to BYU.


PERSONAL: Reid, 32 years old, was born 3/19/58 in Los Angeles, Calif. He graduated from Brigham Young with a bachelor's degree in physical education in 1983. He also received a master's degree in professional leadership in physical education and athletics. He is married to the former Tammy Garrett and has four children: Garrett (7), Britt (5), Crosby (2) and Drew Ann (1).

MIKE WARD—Running Backs**Wartburg '83****2nd Year at Mizzou**

COACHING: Joined Coach Bob Stull's staff at the University of Massachusetts as a graduate assistant in 1984. Earned first full-time coaching position when he was hired as offensive backfield coach at Texas-El Paso from 1986-88. Ward played for and managed a baseball team in Holland in 1984, before becoming a grad assistant at Massachusetts. In 1984, he worked with running backs, but was promoted to wide receiver coach in the spring of 1985.

PLAYER: Led the nation with 21 touchdowns as a running back at Wartburg College in Waverly, Iowa, in 1982. An honorable mention all-America running back at Wartburg, he was a co-captain of the undefeated Iowa Intercollegiate Athletic Conference champions. He also was selected Iowa Intercollegiate Athletic Conference MVP.

PERSONAL: Ward, 28 years old, was born 1/5/61 in Green Bay, Wis. He graduated from Wartburg College in 1983 with a bachelor's degree in political science. He also completed a master's degree in sport management at Massachusetts in 1986.


DEFENSE**MIKE CHURCH—Coordinator/ILBs Cal Poly-SLO '72 2nd Year at Mizzou**

COACHING: Like Bob Stull and Mo Latimore, Mike Church definitely has been exposed to the Big Eight Conference. He began his coaching career as a graduate assistant at Nebraska from 1973-76. He then moved on to Washington State where he was a defensive assistant one year each under Jackie Sherrill (1976), Warren Powers (1977) and Jim Walden (1978). Following his stay at Washington State, he was linebacker coach at California in 1979-80 and defensive coordinator at Northwestern (1981-82). He spent the 1983 season with the Denver gold of the USFL, before serving as defensive coordinator at Brown (1984-85). In 1985, Church's defense boasted the Ivy League's best total defense and scoring defense. Brown posted four shutouts that year and allowed only 52 points in seven league games, the fourth lowest total in Ivy League history. Church joined Stull's staff at Texas-El Paso in 1986, where he was defensive coordinator. In 1987, UTEP notched two shutouts, the first time that had been done by the Miners since 1962.

PLAYER: During his collegiate days at Cal Poly-San Luis Obispo, Church was a stand-out defensive back, earning honorable mention all-America honors as a senior.

PERSONAL: Church, 40 years old, was born 11/11/49 in Madera, Calif. He graduated from Cal Poly-San Luis Obispo in 1972 with bachelor's degree in physical education. He is the father of a daughter Kasey (12).

KEN FLAJOLE—Def. Backs Pacific Lutheran '76 2nd Year at Mizzou



COACHING: Worked with Bob Stull at the University of Washington (1979), before joining Stull's staff at Texas-El Paso in 1986. Began coaching career at his alma mater—Pacific Lutheran—by handling the defensive line and linebackers. He coached at Pacific Lutheran from 1977-78, then spent 1979 as a part-time assistant at Washington. From there, Flajole became an assistant at Montana from 1980-85, with stints as inside linebackers coach, outside linebackers coach, secondary coach and defensive coordinator. He joined Stull's forces at UTEP in 1986, where he coached the defensive secondary and was recruiting coordinator. The Miners, tutored by Flajole, led the Western Athletic Conference in pass defense in 1987. He also served as the Miners' chief recruiting coordinator.

PLAYER: A two-year letterwinner at Pacific Lutheran, Flajole was an all-conference linebacker as a senior in 1975. He transferred to Pacific Lutheran from Wenatchee Valley Junior College, where he was an all-conference linebacker selection as well. Participated in two years of varsity football at Seattle Prep High, where he was an all-conference and second-team all-state middle linebacker in 1971.

PERSONAL: Flajole, 36 years old, was born 10/4/54 in Seattle, Wash. He graduated from Pacific Lutheran University in 1976 with a bachelor's degree in physical education. He also received master's degree in school administration from the University of Montana. He is married to the former Teri Lynn Whitmer and has two children: Kelly (8) and Kori (6).

MO LATIMORE—Defensive Line Kansas State '76 2nd Year at Mizzou




COACHING: The name of Marion 'Mo' Latimore should not be new to Tiger football fans. A former player and coach at Kansas State, Latimore is well acquainted with the Big Eight. After playing professionally in the NFL and CFL, Latimore returned to his alma mater in 1976 and began a 10-year stay in Manhattan, Kan., with the Wildcats. He served as a graduate assistant in 1976-77, and then was elevated to offensive tackle and tight end coach in 1978-79. He moved to outside linebacker coach for the 'Cats from 1980 to 1982, and was promoted to assistant head coach with K-State in 1983. He coached with Kansas State until 1986, when he was hired away by Bob Stull and Texas-El Paso. He was Missouri hired in January of this year.

PLAYER: A Georgia native, he attended Hutchinson (Kan.) Junior College in 1968-70, before transferring to Kansas State University. A first-team, junior college all-American, Latimore was a two-year letterman at K-State. He went on to earn first-team all-Big Eight and third-team all-America honors as a lineman at Kansas State in 1971. He was selected to play in two post-season senior bowl games and then latched on with

the New York Jets of the NFL, before testing the Canadian Football League with Calgary, Saskatchewan and Hamilton.

PERSONAL: Latimore, 41 years old, was born 7/29/49 in Byron, Ga. He graduated from Kansas State University in 1976 with a bachelor's degree in physical education. He is married to the former D'Anne Mitchell and has two children: Marion II (5) and Mallory (2).

STEVE TELANDER—Outside LBs Massachusetts '79 2nd Year at Mizzou




COACHING: Native Easterner who made his mark both on the playing field and on the coaching sidelines. Began his coaching career as a graduate assistant at his alma mater—University of Massachusetts—from 1979-80. From there, he became head football coach at Hanover (N.H.) High School and a graduate assistant at Dartmouth College. Telander rejoined the Massachusetts staff as a full-time assistant in 1981, serving as defensive line coach, outside linebackers coach and special teams coach. When Bob Stull became head coach at Massachusetts in 1984, he retained Telander as a member of his staff. He coached there until 1985, when he moved with Stull to Texas-El Paso. At UTEP, he was outside linebackers coach and special teams coach.

PLAYER: Four-year starter at the University of Massachusetts (1975-78). Received all-Yankee Conference and all-New England honors in 1978, when the Minutemen won the NCAA I-AA national championship.

PERSONAL: Telander, 34 years old, was born on 3/3/56 in Great Bend, Kan. He graduated from the University of Massachusetts in 1979 with a bachelor's degree in physical education. He is married to the former Kim Willmann.

DAVID TOUB—Strength Coach Texas-El Paso '86 2nd Year at Mizzou



COACHING: After serving as the head strength and conditioning coach at Texas-El Paso for two seasons, David Toub accompanies former UTEP coaching staff to Columbia. Toub worked for Bob Stull as a graduate assistant in 1986, after returning to UTEP following a training camp with the Philadelphia Eagles of the National Football League. Toub coached the offensive line and toiled as interim strength coach. He was a free agent with the Rams during the summer of 1987, traveling to England for an exhibition game with the Broncos. After the trip, Toub was elevated to full-time strength coach at UTEP. He is a certified strength and conditioning specialist.

PLAYER: A native of Mahopac, N.Y., Toub was a Division II all-America at Springfield College in Massachusetts. He transferred to Texas-El Paso, where he was a two-year starter and captain for the Miners. He was a three-time letterwinner at Mahopac High School in New York.

PERSONAL: Toub, 28, was born 6/1/62 in Ossining, N.Y. He graduated from the University of Texas-El Paso in 1986 with a bachelor's degree in education. He also earned a master's degree in health and physical education in 1988. He is married to the former Cheryl Frem of El Paso Texas.


FRED WAPPEL—Head Trainer Illinois '52 36th Year at Mizzou



TRAINING EXPERIENCE: Begins 36th year at Missouri . . . came to Tiger program as an aide to the late "Doc Ollie" DeVictor in 1955 and became head trainer three years later . . . along with DeVictor, was charter inductee into Missouri Sports Medicine Hall of Fame in 1984 . . . served as trainer for several years at the Blue-Gray game . . . began as a student trainer at Illinois . . . also worked with a St. Louis semipro football team, and in physical therapy at a Veterans hospital.

PERSONAL DATA: Inducted into the National Athletic Trainers Association Hall of Fame in June 1986 . . . received NATA medal for contributions and service in 1960 and 1965 . . . was national program chairman for clinical program in 1959 and 1964 . . . married to the former Helen Fletcher of St. Louis, and the father of six children—four boys and two girls . . . birthdate: Nov. 19, 1929.

ERIC McDONNELL—Asst. Trainer Missouri '82 9th Year at Mizou




TRAINING EXPERIENCE: Begins ninth year as chief football assistant to Fred Wappel . . . served five years as a student trainer at Mizzou . . . earned Dr. James Baker award in 1981 as outstanding student trainer . . . served as a student trainer at Platte County R-III High School, where he graduated in 1977.

Responsible for supervision of student trainers . . . co-coordinates medical coverage for Show-Me State Games . . . is a member of the National Athletic Trainers Association, the Missouri Athletic Trainers Association, and the American College of Sports Medicine.

PERSONAL DATA: Received master's degree in educational administration from Mizzou in 1986 . . . holds bachelor's degree in secondary education from Missouri as well . . . native of Platte City who is married to the former Sabrina Batterton of Auxvasse . . . birthdate: [REDACTED] 1959.

BOB STANLEY—Equipment Coord. Missouri '74 14th Year at Mizzou




Bob Stanley is beginning his 14th season at Mizzou, handling the equipment needs of the Tiger sports program.

A 1974 graduate of Missouri with a bachelor's degree in education, Stanley spent four years in the U.S. Navy before returning to complete his education. He also taught high school biology before joining the Missouri athletic staff. Stanley, highly respected in his field, has spent previous stints at the St. Louis Football Cardinal training camps to refine his techniques. He's a member of the Athletic Equipment Managers Association.

Stanley has a 18-year-old daughter, Autumn. He'll be starting law school at Missouri this Fall.


RANDY HUDSON—Asst. Equipment Coord. 9th Year at Mizzou



Randy Hudson, a native of Columbia, begins his sixth year assisting Stanley in the football equipment room. He previously spent three years as Missouri's basketball equipment man, as well as handling the other Tiger sports that utilize the Hearnes Center equipment room.

Popular with the players, the 40-year-old Hudson is a member of the Athletic Equipment Managers Association, is single, and resides in Columbia.

JOHN BURKS—Maintenance Coord. 21th Year at Mizzou



When Missouri installed its Omniturf football surface at Faurot Field, in 1985, John Burks learned a new routine as coordinator of maintenance for the Tiger athletic facilities.

Burks and his crew maintain Faurot Field, the football practice fields, the Memorial Stadium press box, baseball and softball diamonds and indoor track. He has been with the athletic department on a regular basis since November 1975, and also served in a similar capacity from 1968-73.

Burks and his wife, the former Guyrene Farmer, have three children and five grandchildren, and are longtime residents of the Boone County area.

OTHER ASSISTANTS

BRAD BERLIN—Video Coordinator Missouri '89 1st Year at Mizzou

COACHING: In his first year on the Mizzou staff, will coordinate all aspects of the Tigers' new video production system.

EXPERIENCE: Certainly no stranger to Missouri athletics . . . spent four of five years as head student manager on Bob Stanley's equipment staff . . . four-time winner of Columbia Quarterback Club student manager of the year award . . . has interned in both the sports information and sports promotions offices.

PERSONAL: Native of Marshall, Mo., obtained bachelor's degree in sports management from Missouri in 1989 . . . currently pursuing master's in athletic administration from Mizzou . . . birthdate: Oct. 23, 1966.

NICK FROST—Secondary Cal Poly-San Luis Obispo '86 2nd Year at Mizzou

COACHING: In his second year at Missouri, will coach secondary in 1990, after helping with inside linebackers a year ago.

PLAYING: After beginning career as a walk-on, became four-year starter at free safety for Cal Poly-San Luis Obispo . . . earned first-team Associated Press all-America honors as a senior year.

PERSONAL: Native of Newport Beach, Calif., earned a bachelor's degree in business administration from Cal Poly-San Luis Obispo in 1986 . . . spent two years working as stockbroker following graduation . . . married to the former Diane Passarello of San Jose, Ca. . . . birthdate: Feb. 22, 1963.

CLINT RILEY—Offensive Line Texas-El Paso '87 2nd Year at Mizzou

COACHING: Served as a graduate assistant coach for Coach Andy Reid at UTEP in 1988, and moved with the staff to Mizzou last year.

PLAYING: Was a two-year starter at offensive tackle for the Miners . . . began his career as a walk-on.

PERSONAL: Native of Blanco, Texas, he earned a bachelor's degree in education from UTEP in 1987 . . . wife — Lisa . . . birthdate: ████████, 1964.

DON SOMMERS—Strength and Conditioning Texas-El Paso '88 2nd Year at Mizzou

COACHING: In his second year on the Mizzou staff, served as assistant coach to Dave Toub for two years at the University of Texas-El Paso.

PLAYING: Was a four-year starter at UTEP (1982-1985) as a defensive tackle . . . participated in the 1985 Blue-Gray Game . . . drafted by the Houston Oilers in the 10th round in 1986 . . . began coaching career after release from Indianapolis Colts.

PERSONAL: Native of Katy, Texas, graduated from UTEP with a bachelor's degree in education in 1988 . . . birthdate: ████████ 1964.



MIKE WESTON—Linebackers Adrian College '81 1st Year at Mizzou

COACHING: Began his coaching career as a part-timer at Brown in 1984, then was elevated to fulltime status in 1985, and spend five years there as offensive line coach. Will work with Mike Church with Mizzou's linebackers.

PLAYING: Was a small-college all-American at Adrian College, in Michigan . . . was drafted by the Detroit Lions, then played with the Michigan Panthers and Chicago Blitz of the USFL.

PERSONAL: Graduated from Adrian College and holds a master's degree from Wayne State in Detroit . . . native of Sterling Heights, Mich. . . . 30 years old.

Tiger Headliners





89 TIM BRUTON

TE ... 6-4 ... 247 ... senior ... 3L ... Houston, Texas (Madison) — A *Playboy* pre-season all-American who seems determined to make his senior season his best at Mizzou ... has received honorable mention all-Big Eight plaudits each of the last two seasons ... has all the tools that pro scouts look for — size, strength, speed (4.73 for 40 yards), can catch the ball and run with authority, but needs to exhibit consistency and discipline in Missouri's wide-open passing schemes ... can split the middle and produce the big play ... has caught 66 career passes, one-away from cracking MU's top ten, for 926 yards, 110 yards shy of climbing the top-ten ladder in that category ... was MU's third-leading receiver last season with 27 catches — most by any TE in the Big Eight Conference — but didn't score a touchdown ... top game was the season opener vs. TCU when he caught 8 balls (a career high) for 109 yards ... tabbed in 1988 by *The Sporting News* as the nation's number-one tight end prospect ... operated his first two years in MU's run-happy Flexbone offense, but still caught 26 passes for 447 yards and three TDs in 1988, to lead Missouri's receivers, the first tight end to lead MU in receiving since greats Kellen Winslow and Andy Gibler in 1978 and '79, respectively ... best day as a sophomore was a three-reception, 105-yard day in Mizzou's 52-21 victory at Kansas State, including a 80-yard TD reception that stood as the Tigers' longest scoring play of '88 ... tied a Missouri record in season finale at Kansas with two TD receptions in 55-17 win ... was voted by the media as the most outstanding offensive lineman in 1989 spring Black-and-Gold game after catching five passes for 84 yards ... ranked as MU's number-two receiver as a freshman (1987), with 13 catches and three TDs ... suffered an ankle injury in first JV game of '86, and received hardship year of eligibility from Big Eight Conference ... had 43 receptions for 791 yards and nine scores in two years at Houston's Madison High ... listed on Max Erfinger's *Fabulous 47* list in Texas ... chose Missouri over Texas, TCU, Nebraska and Colorado ... majoring in sociology ... had a weekly radio show on KFRU in Columbia, during the '88 season ... born June 14, 1967, in Nacogdoches, Texas.

CAREER RECEIVING

| | No. | Yds. | Avg. | TD | Lg |
|---------------|-----------|------------|-------------|----------|-----------|
| 1987 | 13 | 174 | 13.4 | 3 | 32 |
| 1988 | 26 | 447 | 17.2 | 3 | 80 |
| 1989 | 27 | 305 | 11.3 | 0 | 19 |
| Totals | 66 | 926 | 14.0 | 6 | 80 |

Also 1 carry for -4 yards rushing in 1987



4 LINZY COLLINS

WR ... 6-2 ... 182 ... senior ... 1L ... St. Louis, Mo. (Lutheran North) — A strong honors candidate in 1990, after a debut Mizzou season in which he led Tiger receivers with 46 receptions for 803 yards and four touchdowns, and was tabbed honorable mention all-Big Eight ... his 46 catches were just three off the school record ... just the fourth receiver in school history to account for more than 800 receiving yards in a season ... has 4.5 speed and a 30-inch vertical jump ... caught passes in all 11 games last year, with three 100-yard days — (193 vs. Kansas, 112 vs. Oklahoma, and 108 vs. Miami, Fla.) ... his effort vs. Kansas came on 9 receptions which tied a school record, and the 193 yards stand as the second-highest figure in school history ... as Missouri offense began to click in second half of season, caught 23 passes for 449 yards (19.5 avg.) in last four games ... three of his four TDs were long ones — 67 yards vs. Miami, 64 yards vs. Oklahoma and 79 yards vs. Kansas ... had a big spring game, with six receptions for 135 yards, including a 67-yard TD thrown by Mark Ramstack ... former prep standout in St. Louis who spent two years at Bakersfield (Calif.) Junior College before transferring to MU ... in junior college, had 92 receptions for 1,675 yards and 20 touchdowns ... in 1988, led team to Junior College National Championship, with 50 catches for 998 yards and 13 TDs as Bakersfield posted a perfect 11-0 record ... received juco all-America plaudits ... named all-Western State Conference in '87 and '88 ... garnered all-St. Louis metro honors as a senior at Lutheran North High ... during prep career, had 90 catches for 1,320 yards and 20 TDs ... selected Mizzou over Miami (Fla.), Florida, Arizona State and Houston ... majoring in hotel management ... born Jan. 24, 1969, in St. Louis, Mo.



CAREER RECEIVING

| | No. | Yds. | Avg. | TD | Lg |
|------|-----|------|------|----|----|
| 1989 | 46 | 803 | 17.5 | 4 | 79 |

Also 1 carry for -10 yards rushing in 1989

COLLINS' 1989 GAME-BY-GAME STATS

| | Rec. | Yds. | TD | Lg |
|----------------|------|------|----|----|
| TCU | 4 | 51 | 0 | 27 |
| Indiana | 1 | 54 | 0 | 54 |
| Miami (Fla.) | 3 | 108 | 1 | 67 |
| Arizona State | 2 | 10 | 0 | 9 |
| Colorado | 4 | 63 | 0 | 21 |
| Nebraska | 2 | 21 | 0 | 19 |
| Kansas State | 4 | 47 | 0 | 19 |
| Oklahoma State | 7 | 97 | 0 | 20 |
| Oklahoma | 5 | 112 | 1 | 64 |
| Iowa State | 5 | 47 | 1 | 17 |
| Kansas | 9 | 193 | 1 | 79 |



40 MICHAEL JONES

FB ... 6-2 ... 214 ... senior ... 3L ... Kansas City, Mo. (Southwest) — Moves back to fullback this season, from where his straightforward speed and power will give the Tigers a breakaway threat up the middle ... probably the best all-around athlete on the team — with 4.44 speed (best of the Tiger backs), a 33+-inch vertical jump and weightlifting bests of 515 pounds in the back squat and 345 pounds in the bench press ... will serve as co-captain this season, along with QB Kent Kiefer ... is a tireless worker with a great "team" attitude ... enters his final season needing just 95 yards to reach 1,000 for his career ... has been Mizzou's second-leading rusher each of the last two seasons, with 463 yards in 1988, and 343 last season ... produced MU's biggest individual rushing performance last season, when he carried 15 times for 133 yards in victory at Kansas State, including a 67-yard touchdown sprint ... career-best 165 yards (on 24 carries) came in final game of 1988, vs. Kansas ... earlier that year, suffered a broken hand in Indiana game, missed the Miami (Fla.) contest and was hampered by the break for most of the rest of the season ... took a fourth-down pass from John Stollenwerck 33 yards for a TD that produced a 28-28 tie against Indiana ... previously played fullback as Tommie Stowers' backup as a freshman, and ran for a 20-yard TD in 17-13 loss at Oklahoma ... was all-district, all-metro and second-team all-state as a senior at Southwest High ... league MVP after rushing for 889 yards on 134 carries and 10 TDs ... averaged 37.8 yards per kickoff return ... on defense, led team with 92 tackles and six interceptions ... had career total of 1,740 rushing yards and 20 scores ... led basketball team in rebounding and was named team MVP while averaging 19.1 points per game ... placed sixth in the state in the long jump as a junior and ran on school-record 400- and 1600-meter relay teams ... middle child of nine ... honor roll student in high school who graduated in top 20 percent of his class ... majoring in history ... married, and father of daughter, Taylor ... born April 19, 1969.



CAREER RUSHING

| | TC | Gain | Lost | Net | Avg. | TD | Lg |
|---------------|------------|------------|-----------|------------|------------|-----------|-----------|
| 1987 | 22 | 101 | 2 | 99 | 4.5 | 1 | 20 |
| 1988 | 85 | 476 | 13 | 463 | 5.4 | 6 | 45 |
| 1989 | 87 | 380 | 37 | 343 | 3.9 | 4 | 67 |
| Totals | 194 | 957 | 52 | 905 | 4.7 | 11 | 67 |

CAREER RECEIVING

| | No. | Yds. | Avg. | TD | Lg |
|---------------|-----------|------------|-------------|----------|-----------|
| 1987 | 1 | 5 | 5.0 | 0 | 5 |
| 1988 | 8 | 164 | 20.5 | 1 | 67 |
| 1989 | 15 | 112 | 7.5 | 1 | 16 |
| Totals | 24 | 281 | 11.7 | 2 | 67 |

Also had 1 kickoff return for 13 yards in '87, and 1 pass attempt in '89.



7 KENT KIEFER

QB ... 6-1 ... 201 ... senior ... 1L ... Tempe, Ariz. (McClintock) — Tiger co-captain who rewrote the Missouri passing record book last season, when he threw for 2,314 yards, on 58 percent accuracy (183-of-314) ... along with the rest of the Mizzou offense, caught fire over the last half of the season, after learning Coach Stull's system ... in the season's final five games, when MU averaged 26 points per contest, completed 89-of-139 passes (.640), for 1,283 yards (256.6 per game) ... tossed 10 of his 12 TD passes and only five of his 15 interceptions during the Big Eight schedule ... his 2,314 yards passing was 5th highest figure in Big Eight history, and the second highest total for a junior ... against Kansas, set Missouri records with 29 completions, 444 passing yards and 400 total yards ... also tied mark in that game by throwing four TD passes ... his 444 passing yards vs. KU was the second highest total ever by a Big Eight QB, and the most ever in a conference game ... came to Mizzou in January, 1989, and exited spring ball listed second on the depth chart ... won starting job, though, in pre-season camp and started all 11 games last season ... showed great courage and staying power, absorbing 34 QB sacks, including 23 in the first five games ... transfer from Phoenix Junior College after starting his career at Arizona State ... redshirted at ASU in '86, played in '87, then spent 1988 in junior college where his season was cut short by a broken thumb ... as a prep senior, playing for his father Karl, at McClintock High, passed for 2,631 yards and 19 TDs ... set a national high school career record by completing 67 percent of his passes, with more than 600 attempts ... also holds Arizona state records with 6,433 career passing yards and 51 TD passes ... was prep all-America choice ... also lettered two years in basketball and two in baseball, where he was team MVP ... majoring in business administration and earned a perfect 4.0 grade-point average in his first semester at Missouri ... was a junior college Academic All-American ... his father was a member of undefeated team at Arizona State in 1960 ... is a member of Fellowship of Christian Athletes, and has spent summers working FCA camps with his father ... best friend and roommate is MU wide receiver Damon Mays ... born Oct. 18, 1967, in Scottsdale, Ariz.

CAREER PASSING


| | Att. | Comp. | Int. | Pct. | Yds. | TD | Lg |
|------|------|-------|------|------|------|----|----|
| 1989 | 314 | 183 | 15 | .583 | 2314 | 12 | 79 |

CAREER RUSHING

| | TC | Gain | Lost | Net | Avg. | TD | Lg |
|------|----|------|------|------|------|----|----|
| 1989 | 53 | 52 | 290 | -238 | -4.5 | 0 | 10 |

KIEFER'S 1989 GAME-BY-GAME STATS

| | Att. | Comp. | Int. | Yds. | TD | Lg | Sck |
|----------------|------|-------|------|------|----|----|-----|
| TCU | 28 | 18 | 3 | 226 | 1 | 27 | 4 |
| Indiana | 27 | 15 | 0 | 181 | 0 | 54 | 6 |
| Miami (Fla.) | 44 | 24 | 6 | 301 | 1 | 67 | 3 |
| Arizona State | 23 | 11 | 1 | 88 | 0 | 19 | 4 |
| Colorado | 31 | 18 | 0 | 176 | 0 | 21 | 6 |
| Nebraska | 18 | 8 | 0 | 59 | 0 | 22 | 0 |
| Kansas State | 15 | 8 | 0 | 125 | 1 | 41 | 1 |
| Oklahoma State | 32 | 22 | 2 | 276 | 2 | 21 | 2 |
| Oklahoma | 24 | 16 | 0 | 260 | 1 | 64 | 5 |
| Iowa State | 24 | 14 | 2 | 178 | 2 | 31 | 0 |
| Kansas | 44 | 29 | 1 | 444 | 4 | 79 | 3 |



6 DAMON MAYS

WR ... 5-10 ... 168 ... senior ... 1L ... Phoenix, Ariz. (Central) — The fastest Tiger, with 4.36 speed at 40 yards ... also has a 34-inch vertical jump ... is a big-play threat, who can make the defense miss after he catches the ball ... started all 11 games last season and was MU's number-four receiver with 26 receptions for 372 yards ... tied a school record with two touchdown catches vs. Kansas ... best game was against Oklahoma State, when he caught five passes for 90 yards ... had a solid spring and continued to grow within the Missouri offensive system ... entered Missouri in January, 1989, as a transfer from Glendale (Ariz.) Community College ... team went 10-0 in 1988, and won national championship ... was injured after just four games his last season at Glendale, and underwent shoulder surgery ... caught seven passes for an average of 37.5 yards per reception ... has had limited football experience since he did not play high school football ... played basketball at Phoenix Central High ... father Damon played at Michigan State ... majoring in physical education ... rooms with QB Kent Kiefer ... nicknamed "D-Ice" ... born May 20, 1968.

CAREER RECEIVING

| | No. | Yds. | Avg. | TD | Lg |
|-------------------------------------|-----|------|------|----|----|
| 1989 | 26 | 372 | 14.3 | 3 | 42 |
| Also 2 rushes for 31 yards in 1989. | | | | | |

Player Profiles

71 TIM ALVARADO

OG ... 6-7 ... 274 ... freshman ... **Blue Springs, Mo.** — A blue-chip member of Bob Stull's first recruiting class, who redshirted last year and should be a key member of the Tiger line for years to come ... worked his way into the depth at right guard during spring, and will compete with Jon Watkins to back returning starter Ken Christensen ... as a senior at Blue Springs High in '88, was all-conference, all-district, all-metro and all-state on defense, and all-district on offense ... also earned prep all-America honors from USA Today and Street and Smith's ... three-time all-conference lineman ... all-Independence (Mo.) Defensive Player of the Year ... member of Who's Who in High School Football ... in track, was conference and district discus champ ... honor roll student, also recruited by Michigan, Colorado, Iowa State, Kansas and Florida State ... in College of Arts and Science ... parents — Fred and Meli Alvarado ... high school coach — Wayne McGinness ... born April 2, 1971, in Columbia, Mo.

2 VICTOR BAILEY

WR ... 6-4 ... 191 ... sophomore ... **Fort Worth, Texas (Dunbar)** — Transfer from Texas-El Paso who sat out last season and joined the team for spring workouts ... tall and rangy target with 4.57 speed for 40 yards ... played in four games at UTEP in 1988, and caught five passes for 122 yards (24.4 avg.) with one TD and a long gain of 55 yards vs. New Mexico ... will fit right into MU's wide-out rotation ... out of high school at Dunbar in Fort Worth, was named to Texas Football Magazine's Blue Chip List and was a top-100 pick by Fort Worth Star-Telegram ... in College of Arts and Science ... high school coach — Lewis Hayes ... born July 30, 1970.

DAN BAKER

K ... 6-1 ... 186 ... junior ... 1L ... **Kansas City, Mo. (Rockhurst)** — Stepped into the breach last season


when Jeff Jacke was injured in second game, and kicked in final nine games ... scored 30 points on 18-of-18 PATs and 4-6 FGs, but longest boot was just 39 yards ... played on Missouri state title team at Rockhurst in 1986, and was a second-team all-metro pick ... hit on 4-of-5 field goals and 32-of-33 extra points that year ... has been a dean's list student for two years, majoring in accounting ... parents — Thomas C. and Lois Baker, father is an engineer ... high school coach — Tony Severino ... born Aug. 31, 1968, in St. Louis.

56 BRAD BARTLETT


DE ... 6-3 ... 267 ... sophomore ... **Germantown, Tenn.** — Moved from tackle to end in spring, when Tigers switched to 4-3 alignment ... has good strength — squats 500 pounds and benches 335 ... redshirted in 1988 ... was all-state at Germantown High, which went 32-6 during his career ... four-year letterman and two-year starter who played both ways ... all-city DT by Memphis Commercial Appeal as a senior ... team was 12-2 in 1987, losing in the state finals, and was 13-1 in '86 ... honor roll student who was president of computer club ... majoring in pre-business ... born Feb. 27, 1969, in Fort Pierce, Fla.

79 MIKE BEDOSKY


OT ... 6-5 ... 288 ... freshman ... **Jefferson City, Mo.** — Was the top prep offensive lineman in the state of Missouri, in 1988, then redshirted last year, and came out of spring practice running second behind senior Rick Trumbull at left tackle ... was named Parade all-America and honorable mention all-America by USA Today, while captaining Jefferson City's 1988 Class 5A Missouri state champion Jays — sixth-best high school team in the nation by USA Today ... received first-team all-state honors as an offensive and defensive lineman ... tabbed for USA Today's list of top 100 recruits in the country ... first-team all-district choice on offense/defense in '87 and '88 ... lettered three years in wrestling as a heavyweight, and placed second in the state as junior and senior ... set school records for most pins in a career, most con-




Alvarado



Bailey



Baker



Bartlett

secutive pins and most team points in a season . . . National Honor Society student . . . collected MU Excellence Award . . . picked MU over Iowa, Illinois, Indiana and Stanford . . . majoring in biological science . . . mother — Deedie Bedosky, a Mizzou journalism grad . . . high school coach — Pete Adkins . . . born Feb. 13, 1971, in Johnson City, N.Y.

23 MAURICE BENSON

CB . . . 6-0 . . . 183 . . . sophomore . . . 1L . . . Manhattan, Kan. — Moved right up the Tiger depth chart as a rookie last fall, and started season's seventh game, at Kansas State . . . sprained an ankle early in that one, and missed the rest of the season . . . was shot in the right eye during a off-season quail hunting accident over Thanksgiving break . . . had retina damage that has limited his vision, and twice underwent surgery, but was able to return to workouts in the spring . . . lost some weight and strength, but should be back in the fall, battling with Sharron Washington for the right cornerback position . . . was MU's top punt returner through seven games last season, showing a fearless nose for the ball . . . came to Missouri as the 1988 Defensive Player of the Year in the state of Kansas, when he paced Manhattan High to the Class 6A state championship, rushing for 1,056 yards and making 93 tackles . . . selected all-I-70 Conference and first-team all-state as a defensive back . . . played in the 1989 Kansas Shrine Bowl All-Star Game . . . also rushed for 1,000 yards as a junior . . . high school teammate of current Tigers Mike Ringgenberg and Coby Crowl . . . was an all-conference selection in basketball, too . . . member of Fellowship of Christian Athletes . . . chose Missouri over Arizona State, Wyoming, Kansas State and Kansas . . . pre-business major . . . parents — Sylvester and Pat Benson . . . brother Ken plays football at Arkansas while cousin Thomas played for Oklahoma (1983-84) . . . high school coach — Lew Lane . . . born Nov. 27, 1970, in Manhattan, Kan.

| CAREER TACKLING | | | | | | | | |
|---------------------|-----|------|------|-----|-----|----|-----|----|
| | ST | AT | TT | T-L | SKS | PI | PBU | FR |
| 1989 | 8 | 5 | 13 | 1-3 | 0 | 0 | 0 | 1 |
| CAREER PUNT RETURNS | | | | | | | | |
| | No. | Yds. | Avg. | Lg. | | | | |
| 1989 | 10 | 44 | 4.4 | 13 | | | | |

69 MATT BURGESS

C . . . 6-2 . . . 263 . . . freshman . . . Springfield, Mo. (Parkview) — A walkon last season who was one of 23 Tigers to squat 500-or-more pounds in off-season . . . came out of spring number-three at center . . . averaged 10 tackles per game his junior and senior years at Parkview High, and earned all-conference, all-district, all-Ozarks and second-team all-state honors . . . was team captain and earned club's best lineman award . . . lettered two years in track and debate, and placed 13th in National Student Congress . . . National Honor Society and secretary of Key Club . . . majoring in pre-law . . . brother Brad played one season at Missouri . . . parents — Stan and Ruth Burgess, both college professors and both earned Ph.D.'s at Missouri . . . high school coach — Benny Lawson . . . born Jan. 8, 1971, in Springfield, Mo.


70 TIM BURKE

DT . . . 6-2 . . . 261 . . . sophomore . . . St. Louis, Mo. (CBC) — A spirited player who worked hard on his techniques during spring . . . goes into fall as backup to senior Jeff Harper at right tackle . . . redshirted in 1988, and saw some action at nose guard last season, making three tackles . . . was twice an all-independent and all-district pick in St. Louis, who had 123 tackles and 14 QB sacks his final two years of high school . . . captained CBC's team that went 9-2 in 1987, and won the school's first district title . . . was a two-time district heavyweight wrestling champion with a two-year record of 65-9 . . . broke single-season pin record with 28 and set a career mark with 62 . . . honor student in high school who is majoring in communications at Mizzou and hopes to become a radio broadcaster . . . born Feb. 20, 1970.


| CAREER TACKLING | | | | | | | | |
|-----------------|----|----|----|-----|-----|----|-----|----|
| | ST | AT | TT | T-L | SKS | PI | PBU | FR |
| 1989 | 3 | 0 | 3 | 0-0 | 0 | 0 | 0 | 0 |

83 BYRON CHAMBERLAIN


WR . . . 6-2 . . . 226 . . . sophomore . . . 1L . . . Fort Worth, Texas (Eastern Hills) — Big, physical receiver will back all-America candidate Linzy Collins this season




Bedosky



Benson



Burke




Chamberlain

... despite his size, runs a 4.5 40-yard dash, and is MU's strongest wideout, back squatting 500 pounds ... played in all 11 games last season, catching three passes for 92 yards ... caught a 41-yard TD pass from Kent Kiefer, that salted away a victory at Kansas State ... in Black-Gold Game in spring, won one of four MVP awards after catching 5 passes for 119 yards including a 93-yard TD from Phil Johnson ... had 34 catches for 645 yards and seven TDs as a senior at Eastern Hills High ... also rushed 13 times for 216 yards and two scores ... during prep career, had 70 receptions for 1,390 yards (19.7-yard avg.) and 15 TDs ... third-team all-state as a senior, and all-Tarrant County and all-district, too ... lettered three times in baseball and twice in track ... in College of Arts and Science, with an interest in broadcast journalism ... parents — Clarence and Jo Carolyn Boyd ... sister Dhanna was a high school district triple jump champion in 1987 ... high school coach — Roland Marlin ... born Oct. 17, 1971, in Honolulu, Hawaii.


| CAREER RECEIVING | | | | | |
|------------------|-----|------|------|----|-----|
| | No. | Yds. | Avg. | TD | Lg. |
| 1989 | 3 | 92 | 30.7 | 1 | 43 |

68 KEN CHRISTENSEN


OG ... 6-5 ... 265 ... junior ... 1L ... Florissant, Mo. (McCluer North) — Will line up as the starter at right guard this season, after starting five games at tackle and one at guard last season ... is MU's fastest offensive lineman (5.01 in the 40), with good feet ... came to Miz-zou as a defensive end, but moved to offense in 1988, when injuries struck early across the offensive line, and adapted well to the position switch ... redshirted in 1987 ... all-conference, all-district and all-metro his final two seasons at McCluer North High ... four-year starter and team captain ... lettered four years in basketball and was captain there, too ... state qualifier in shot put and discus ... National Honor Society member and honor roll student for four years at McCluer North ... Eagle Scout and member of Fellowship of Christian Athletes ... a strong student, majoring in electrical engineering, who was named to the Lee Jeans Big Eight all-Academic honor roll last year ... born June 1, 1969.




Christensen



Cole



J. Collins



Colon

61 CHUCK COLE

MLB ... 5-10 ... 224 ... sophomore ... 1L ... Jefferson City, Mo. — Walkon who made the travel squad last year by perfecting his deep-snapping technique ... will fill that special-team role again this season ... was named the "walkon of the year" by the Columbia QB Club in 1989 ... was an all-state linebacker and center while playing for perennial Missouri high school power Jefferson City ... also was a two-year baseball letterman who holds Jeff City career and single-game (3) home run records ... majoring in health and physical education ... parents — Ron and Helen Cole, father was four-year football letterman at Arkansas Tech and is assistant football coach at Jefferson City ... high school coach — Pete Adkins ... born Dec. 11, 1969, in Fayetteville, Ark.

| CAREER TACKLING | | | | | | | | |
|-----------------|----|----|----|-----|-----|----|-----|----|
| | ST | AT | TT | T-L | SKS | PI | PBU | FR |
| 1989 | 2 | 1 | 3 | 0-0 | 0 | 0 | 0 | 0 |

46 JIMMY COLLINS

FB ... 5-11 ... 244 ... senior ... 1L ... Washington Park, Ill. (Assumption) — Former transfer from Illinois, who sat out the 1988 campaign, then served as backup to Tommie Stowers at fullback last season ... will battle with Reggie Tate for that job this fall ... powerful legs allow him to back squat 575 pounds, most of any Tiger running back ... redshirted at Illinois, in 1986, and was a quadman in '87 ... was a four-year letterman in football, basketball and baseball at Assumption High, who never missed a game throughout his prep career ... as a junior in 1984, led team with 1,100 yards rushing, the basketball team with 28-point scoring average, and the baseball team by hitting .513 ... as a senior, rushed for 1,227 yards and 22 TDs, was team MVP, and Chicago Sun-Times Class A "player of the year" ... drafted in baseball by St. Louis Cardinals out of high school ... sociology major ... born Dec. 4, 1967.

| CAREER RUSHING | | | | | | | |
|----------------|----|------|------|-----|------|----|----|
| | TC | Gain | Lost | Net | Avg. | TD | LG |
| 1989 | 2 | 14 | 0 | 14 | 7.0 | 0 | 9 |

Also 2 kickoff returns for 9 yards and 3 tackles in 1989.


21 HARRY COLON

SS ... 6-0 ... 198 ... senior ... 3L ... Kansas City, Kan. (Washington) — Won the starting strong safety job in spring drills with his aggressive hitting and speed (4.48) ... is an impressive physical specimen, who squads 500 pounds and benches 290 ... supported now-graduated Ted LePage last season, and was also a leader of the special teams ... started first three games of 1988, before relinquishing job to Otis Smith ... has picked off one pass each of the last two seasons ... lettered on special teams as a freshman in '87 ... three-year starting safety and two-year starting running back at Washington High ... had 83 tackles as a senior and was all-conference and all-state pick ... brother Kevin played at Iowa State ... majoring in general studies ... a Valentine's Day baby, born Feb. 14, 1969.


| | CAREER TACKLING | | | | | | | |
|--------|-----------------|----|----|-----|-----|----|-----|----|
| | ST | AT | TT | T-L | SKS | PI | PBU | FR |
| 1987 | 1 | 4 | 5 | 0-0 | 0 | 0 | 0 | 0 |
| 1988 | 3 | 7 | 10 | 1-2 | 0 | 1 | 1 | 1 |
| 1989 | 14 | 5 | 19 | 1-7 | 0 | 1 | 3 | 1 |
| Totals | 18 | 16 | 34 | 2-9 | 0 | 2 | 4 | 2 |

34 TRAVIS CONDUCT


MLB ... 6-1 ... 215 ... sophomore ... 1L ... Springfield, Mo. (Glendale) — Made the most of the injury woes that hit Mizzou's linebackers during the spring, and won the starting job in the middle ... continued repetition gave him needed experience ... lettered last year, playing primarily on special teams ... has good speed and strength ... took a redshirt in 1988 ... had 119 tackles, two pass interceptions, six sacks and two fumble recoveries as a senior at Glendale High ... was an honorable mention all-America pick by USA Today ... other honors included second-team all-state, all-conference and all-district ... played in Missouri Lions' All-Star Game ... was Springfield's "defensive player of the year" ... was a 3.5 student in high school listed in "Who's Who" ... majoring in pre-business ... born April 23, 1970.




Conduct



Crowl



Drossos



Dumas

73 COBY CROWL

OT ... 6-4 ... 265 ... sophomore ... Manhattan, Kan. — Has worked hard to improve his strength, and will be reserve at right tackle behind massive Russ McCullough this season ... coaches' confidence in him, McCullough, Rick Trumbull and Mike Bedosky allowed them to move returning starters Don Wright and Ken Christensen to guard for '90 ... redshirted in 1988 ... played both ways for Kansas Class 6A runnerup at Manhattan High in 1987 ... all-stater and all-I-70 League on both sides of the ball ... two-year discus letterman ... brother Kurt plays football at Emporia State ... honor roll high school student now in College of Arts and Science ... another Valentine's Day baby for the Tigers (along with Harry Colon), born Feb. 14, 1970.

55 CHRIS DROSSOS

DE ... 6-2 ... 238 ... junior ... Carmel, Ind. — Came to the Tigers in January, as a linebacker out of Saddleback Junior College in Mission Viejo, Calif., where he was all-Orange County and all-state among the juco ranks ... moved to a pass-rushing defensive end position in spring when Tigers realigned to the 4-3 ... is one of Missouri's most impressive physical specimens, running a 4.69 40-yard dash, while squatting 600 pounds, and benching 445 pounds ... after a high school all-America career at Carmel, Ind., that had him listed among the top-100 prospects in the U.S., signed at Purdue where he set a Boilermaker freshman record by bench pressing 500 pounds ... majoring in food science and nutrition ... born Dec. 23, 1968.

45 GREG DUMAS

OLB ... 6-1 ... 222 ... junior ... 1L ... Norman, Okla. — Started the season-opener against TCU at outside linebacker last season, but was bothered by an injured ankle the rest of the season ... is listed third this time around, behind Mike Ringgenberg and Jim Paluck ... got a look at tight end in the spring of 1989, and proved to be position's top blocker, but moved back to defense when injuries hit the LB corps ... redshirted in 1987 while recovering from a knee injury suffered as a high school senior that caused him to miss all but one game in '86 ... rushed for 124 yards in that game with

a 60-yard TD ... was Norman High's second-leading tackler as a junior ... second in state shot put his final two years, as Norman won two state track titles ... high school coach was Cotton Wade, brother of former MU assistant Mike Wade, who is now at SMU ... physical education major ... born May 12, 1969, in Tampa, Fla.

| CAREER TACKLING | | | | | | | | |
|-----------------|----|----|----|-----|-----|----|-----|----|
| | ST | AT | TT | T-L | SKS | PI | PBU | FR |
| 1989 | 8 | 9 | 17 | 0-0 | 0 | 0 | 0 | 0 |


92 STACY ELLIOTT

OLB ... 6-4 ... 227 ... sophomore ... 1L ... Hackensack, N.J. — After a redshirt season of "baptism by fire" in which he started four games, should be much better prepared to handle the outside responsibilities this season ... has size, speed (4.59) and strength (500-lb. squat) needed to perform in the Big Eight ... is the prototype OLB for Coach Bob Stull's system ... further seasoning should result in star status for this sophomore ... still in his football infancy — played just one-and-a-half years in high school and redshirted at Mizzou in 1988 ... made 70 tackles and six QB sacks as a prep senior ... all-conference in football and as shot putter in track ... high school team won two state championships ... high school honor student who was active in drama club ... majoring in political science ... born Feb. 13, 1970, in Jersey City, N.J.


| CAREER TACKLING | | | | | | | | |
|-----------------|----|----|----|------|-----|----|-----|----|
| | ST | AT | TT | T-L | SKS | PI | PBU | FR |
| 1989 | 20 | 9 | 29 | 3-21 | 2 | 0 | 0 | 0 |

17 CHIP FIELDS


CB ... 5-9 ... 214 ... freshman ... LaMarque, Texas — Came to Mizzou as a wide receiver, redshirted last season while switching to defense, and climbed to second team at left corner behind Jermaine Wilkins during spring drills ... has 4.65 speed at 40 yards ... in high school, was a two-time all-district choice at wide receiver ... named pre-season Blue Chip receiver in '88 ... played for state semifinalist in '86 ... also considered outstanding baseball prospect ... regarded as one of top 50 prep baseball players according to USA Today ... all-




Elliott



Fields



Fisher



Fletcher

district three times and all-Greater Houston honoree twice ... an all-state choice in 1988, while leading district in stolen bases (34) ... played for two-time district champion ... listed among Who's Who of American High School students ... selected for U.S. Achievement Academy ... picked Missouri over TCU, Houston, SMU and New Mexico ... in College of Arts and Science ... parents — Harold Fields and Carrie Taylor ... high school coach — Larry Nowotony ... given first name, Harold ... born Sept. 26, 1970, in Galveston, Texas.

8 LEON FISHER

FS ... 5-11 ... 198 ... senior ... 1L ... St. Louis, Mo. (Ladue) — Was a two-year letterman at Illinois before transferring to Missouri, where he sat out the 1988 season ... won starting job at free safety in his first spring drills, and started last year's first nine game ... slipped to third team this spring, and will need to battle Brad Scrivner and Mike Jadlot to reclaim his position ... is aggressive, but needs to learn when to use that aggression from the safety spot ... lettered on special teams at Illinois in '86 and received some starting calls at strong safety in '87, when he made 17 tackles ... was listed as starting strong safety in '88 before electing to transfer in wake of Illinois coaching change ... unanimous all-conference and all-state as a senior at Ladue High ... made 135 tackles and four interceptions in nine games ... nicknamed "Silent Assassin" ... has a pet python named "Power" ... majoring in political science ... born Aug. 27, 1968.

| CAREER TACKLING | | | | | | | | |
|-----------------|----|----|----|-----|-----|----|-----|----|
| | ST | AT | TT | T-L | SKS | PI | PBU | FR |
| 1989 | 25 | 33 | 58 | 0-0 | 0 | 1 | 5 | 0 |

88 JEROLD FLETCHER

OLB ... 6-2 ... 231 ... senior ... 3L ... Bonner Springs, Kan. — Started two games last season after missing all of 1988 while rehabilitating an injured knee ... enters his final campaign as the backup to Stacy Elliott who was his understudy at this time a year ago ... has worked hard to rehabilitate and strengthen his leg ... started seven games in 1987 ... was playing on the varsity level by the sixth game of his freshman year ... three-year starter for Bonner Springs High who was named second-team all-state and all-conference as a senior

... rushed for 850 yards in '85 ... led Bonner Springs basketball team in scoring and rebounding ... played on Class 5A state basketball championship team in 1984 ... also competed in track ... selected MU over Oklahoma and Kansas ... good student majoring in economics ... has been involved in volunteer work for Columbia grade schools ... nicknamed Scooter ... born Sept. 8, 1967, and will turn 23 the day the Tigers open the '90 season vs. Texas Christian.

| | CAREER TACKLING | | | | | | | |
|--------|-----------------|----|----|------|-----|----|-----|----|
| | ST | AT | TT | T-L | SKS | PI | PBU | FR |
| 1986 | 0 | 5 | 5 | 0-0 | 0 | 0 | 0 | 0 |
| 1987 | 13 | 16 | 29 | 3-15 | 0 | 0 | 1 | 2 |
| 1989 | 13 | 6 | 19 | 1-2 | 0 | 0 | 0 | 0 |
| Totals | 26 | 27 | 53 | 4-17 | 0 | 0 | 1 | 2 |

82 DAVID FRISCH

TE ... 6-6 ... 240 ... sophomore ... House Springs, Mo. (Northwest) — Has all of the physical tools to be a future star for the Tigers, and really blossomed during spring practice ... has filled out to 240 pounds and improved his strength, combining those physical traits with good receiving skills ... has matured, too, and now gives MU an excellent triumverate at TE (with Tim Bruton and Larry Linthacum) ... was a wide receiver until his senior year of high school ... as a junior, averaged 26.5 yards per catch, and for his career, caught 34 passes for 923 yards and 10 TDs ... was selected all-conference, all-district and all-metro as a junior ... senior year was cut short by strained ankle ligaments ... lettered three times in football and basketball and four times in track ... averaged 21 points per game in basketball ... late cousin Randy lettered in football for Missouri in 1974-76 ... in College of Arts and Science ... born June 22, 1970, in Kirkwood, Mo.

50 BRAD FUNK

C ... 6-3 ... 277 ... sophomore ... 1L ... Plano, Texas — An up-and-coming star in the Big Eight Conference ... was Missouri's most consistent lineman last season, and was the only Tiger in the trenches who avoided the injury bug and answered the bell all 11 times ... after a redshirt year in 1988, stepped right into the center shoes vacated by NFL draftee Curtis Wilson, and grad-


ed out as MU's most consistent lineman in spring of '89 ... became the first freshman ever to play for OL Coach Andy Reid ... hard worker and intelligent ... squatted 525 pounds in winter conditioning ... comes from one of Texas' strongest prep programs at Plano, where he played on state championship teams in 1986 and '87 ... all-district and first-team all-state by Dallas Morning News ... team won 28 straight games while he was there and was 16-0 his senior year ... Plano was the first team in Texas to win back-to-back state titles in 19 years ... president of FCA and listed in Who's Who ... majoring in pre-business ... born Sept. 16, 1969, in Springfield, Mo.

49 KENT GARDNER


OLB ... 6-2 ... 219 ... sophomore ... Sugar Creek, Mo. (Van Horn) — Brother of former Tiger center Jeff Gardner, who completed his eligibility last season ... has worked himself up the ladder to where he could make a contribution on special teams or as a reserve outside backer ... following spring, is listed behind Stacy Elliott and Jerold Fletcher ... his father played junior college football ... majoring in political science ... born April 9, 1970.

94 JEFF HARPER


DT ... 6-2 ... 290 ... senior ... 1L ... Poynette, Wis. — Missed most of last season with injury and illness, but was healthy in the spring and won a starting job at right tackle, where he'll line up next to his brother Rob at right end ... is MU's most consistent down lineman ... has good quickness and leverage off the ball ... is active and intense inside and has good strength ... squatted 650 pounds during winter conditioning, second-best figure on the team ... saw reserve duty at both tackle and end in 1988, after transferring from Independence (Kan.) Junior College ... sat out first year after high school before attending juco ... was all-Jayhawk Conference and accepted scholarship to Arizona but left before his first season ... all-state DT as a senior at Poynette High in 1984 ... team was 25-4 during his three-year career ... also participated in track, winning Dual County Conference titles in shot and discus in 1984 and '85 ... enjoys foreign languages and went to state competitions in high school ... majoring in Spanish ... born Aug. 29, 1966, in Gary, Ind.




Funk



J. Harper



R. Harper



Hembrough

| | CAREER TACKLING | | | | | | | |
|--------|-----------------|----|----|-----|-----|----|-----|----|
| | ST | AT | TT | T-L | SKS | PI | PBU | FR |
| 1988 | 4 | 3 | 7 | 0-0 | 0 | 0 | 0 | 0 |
| 1989 | 2 | 5 | 7 | 0-0 | 0 | 0 | 0 | 0 |
| Totals | 6 | 8 | 14 | 0-0 | 0 | 0 | 0 | 0 |

99 ROB HARPER

DE ... 6-7 ... 262 ... senior ... 1L ... Poynette, Wis. — Will start at right end alongside his brother Jeff ... saw his playing time increase as last season went along, and earned his first Tiger letter ... should be able to use his mobility and quickness to be a strong pass rusher in MU's new 4-3 alignment ... played sparingly in 1988, and failed to letter ... played one season at Independence (Kan.) Junior College where he was second-team all-conference ... moved on to Hutchinson (Kan.) Community College but did not play there ... all-conference and all-district his senior year at Poynette High on 9-1 team ... won the state Class B shot put title as a senior ... majoring in parks and recreation ... born Oct. 18, 1967, in Gary, Ind.

| | CAREER TACKLING | | | | | | | |
|------|-----------------|----|----|-----|-----|----|-----|----|
| | ST | AT | TT | T-L | SKS | PI | PBU | FR |
| 1989 | 11 | 7 | 18 | 0-0 | 0 | 0 | 0 | 0 |

64 CHRIS HARRISON

OT ... 6-3 ... 258 ... freshman ... St. Louis, Mo. (Chaminade) — Walkon who took a redshirt last season while playing on the scout team, and is now at third-string, behind Rick Trumbull and Mike Bedosky ... along with Ken Christensen, the fastest of MU's offensive linemen with 5.0 speed for 40 yards ... registered 14 QB sacks as a defensive end and captained his Chaminade High team as a senior ... all-conference ... also lettered in basketball and track and was vice president of his class ... in College of Arts and Science, with interest in broadcast journalism ... parents — Don Harrison (contractor) and Joan Bardenheier (a model) ... high school coach — Don Ohlms ... born Nov. 25, 1970, in St. Louis.

57 DOUG HEMBROUGH

C ... 6-1 ... 260 ... sophomore ... Springfield, Ill. (Griffin) — After learning the ropes, will be a valuable backup to starter Brad Funk, and as a deep snapper behind Chuck Cole ... performed latter duty some last season ... redshirted in 1988 ... was an all-state pick as a senior and a all-city selection on offense and defense three years running at Springfield Griffin ... was member of three prep teams that were undefeated in regular season ... all-city shot putter and also lettered in basketball ... fourth son in family to play college football — Jeff was Academic All-America at Illinois State; Mike played at Western Illinois and Chris lettered on 1983 national championship team at Miami (Fla.) ... father

Howard, who is deceased, attended Mizzou ... majoring in pre-business ... born Nov. 28, 1969, in Jacksonville, Ill.

81 KENNY HOLLY


WR ... 6-0 ... 174 ... freshman ... Kansas City, Kan. (Schlagle) — One of MU's receivers of the future with 4.6 speed, and should see action this season ... redshirted last year ... played both ways at Schlagle High, with 39 receptions for 750 yards and seven TDs on offense, and six interceptions 57 tackles as a senior ... all-state DB and WR in '88 ... received all-metro plaudits as a DB ... played in '89 Kansas Shrine Bowl All-Star Game ... for his career, caught 75 passes for 1,445 yards and 13 TDs ... also had 118 tackles and 21 interceptions ... twice all-league choice at SE and three-time all-league DB ... Schlagle twice won district and conference championships (1987-88) during his career ... also recruited by Kansas and Illinois ... majoring in business ... parents — Ron and Eljнора Holly ... brother Jeff played football at Kansas State ... high school coach — Randy Westfahl ... born Nov. 29, 1970, in Kansas City, Kan.

85 KENNETH HUGGINS


WR ... 5-9 ... 168 ... freshman ... Dallas, Texas (Spruce) — Was set to play D-back in spring, but early shoulder injury forced him to miss remainder of drills and will take his 4.5 speed back to wideout in the fall ... 1989 redshirt ... former prep "Sophomore of the Year" in Dallas ... had 10 receptions for 120 yards as a senior ... in his career, had 62 receptions for 860 yards ... three-time all-district choice at DB and WR ... also had 26 tackles and an interception in '88 ... lettered three times in track, running 200- and 400-meters ... tabbed MU over Tulsa, Oklahoma State, Houston and SMU ... in Arts and Science ... parents — Freddie and Bonnie Huggins ... high school coach — Bill Hitt ... born Oct. 11, 1970, in Dallas, Texas.

72 GEORGE HUNT

DT ... 6-3 ... 261 ... freshman ... New Madrid, Mo. (Central) — The most improved defensive lineman in spring camp, has all the tools to be a fine player before



Holly



Huggins

he's through at Mizzou ... just needs game experience and should get some this year, playing behind Mario Johnson on left side ... redshirted last season ... considered the top lineman in southeast Missouri in '88 ... received all-district and all-state honors, and was two-time all-conference selection (1987-88) ... also lettered in basketball and track at New Madrid County Central ... in Arts and Science ... parents — Samuel and Geneva Hunt ... high school coach — Ronnie Jones ... born May 15, 1971, in Sikeston, Mo.

3 JEFF JACKE

K ... 6-0 ... 185 ... sophomore ... 1L ... Richardson, Texas (Pearce) — Played in just two games last season, injuring his left knee on an Indiana offside play ... received a hardship year of eligibility and returns for a repeat sophomore campaign ... won back the Tiger kicking job he held as a rookie in '88, during spring ... became the first freshman ever to lead Missouri in scoring, with 50 points ... nailed all of his extra-point attempts and was 8-of-11 in field goals ... had disappointing debut, seeing his first MU attempt hit the upright and leave the Tigers tied, 28-28, with Indiana ... bounced back, though, and tied school record by kicking four field goals in close call at Nebraska ... first Missouri freshman ever to kick a 50-yard field goal, and he had two — 51 yards at Nebraska and 50 at Kansas ... his brother Chris, now kicking for the Green Bay Packers, was all-America for Coach Bob Stull at UTEP in 1988, and set NCAA record for points by a kicker (123) ... Jeff was 12-of-22 for his high school career with four of over 50 yards ... kicked a 59-yarder as a senior which was the 3rd longest in Texas history and the 10th longest in U.S. prep history ... punted for a 42.1-yard average as a senior and 41.8 for his career ... first-team all-city and all-district as punter and kicker ... second-team all-state in soccer on team that won district title two years running ... friendship with former Tiger Tom Whelihan influenced him to attend Missouri ... majoring in physical education ... born Feb. 4, 1970, in Richmond, Va.


| CAREER SCORING | | | | | |
|----------------------|-------|--------|-------|-------|-----|
| | PAT | FG-FGA | Lg | Pts. | |
| 1988 | 26-26 | 8-11 | 51 | 50 | |
| 1989 | 2-2 | 0-1 | — | 2 | |
| Totals | 28-28 | 8-12 | 51 | 52 | |
| FG YARDAGE BREAKDOWN | | | | | |
| | 10-19 | 20-29 | 30-39 | 40-49 | 50+ |
| 1988 | 1-1 | 2-4 | 1-1 | 2-3 | 2-2 |
| 1989 | 0-0 | 2-5 | 1-1 | 2-3 | 2-2 |
| Totals | 1-1 | 2-5 | 1-1 | 2-3 | 2-2 |

29 MIKE JADLOT


FS ... 6-4 ... 205 ... freshman ... Coppell, Texas — Has the physical tools to be a solid free safety at MU as he grows in the system ... is tall and rangy, with 4.5 speed at 40 yards ... intercepted a pass in the endzone in spring Black-Gold Game ... redshirted last season ... was a prep fullback at Coppell High, who rushed for 1,200 yards and caught 600 yards worth of passes as a senior ... all-district both his junior and senior seasons ... named Dallas Morning News Offensive Player of the Week during '88 season ... also lettered in basketball and track ... three-year starter on Cowboy basketball team ... district champ in 300 intermediate hurdles and high jump twice ... first-team all-region in both sports ... tabbed Outstanding Male Athlete at his school both junior and senior years ... member of National Honor Society, Fellowship of Christian Athletes and Industrial Technical Association ... treasurer of senior class ... picked MU over Rice, Houston and Stanford ... majoring in business, with intent to become corporate lawyer ... parents — Terry and Sandra Jadlot ... uncle Steve played football at Kansas State ... high school coach — Bob August ... born Jan. 26, 1971, in Nevada, Mo.

97 MARIO JOHNSON


DT ... 6-5 ... 314 ... junior ... 1L ... Florissant, Mo. (Hazelwood Central) — Will be the Tiger starter at left tackle in 1990, and with continued hard work, can become a sure-fire star in the Big Eight Conference ... showed a better understanding for the sport in spring drills and is beginning to mature in all facets of the college game ... could lineup at fullback at times this season in short-yardage situations where he's sure to be a load for any defense ... despite his bulk, runs a 5.0 40-yard




Hunt



Jacke



Jadlot




M. Johnson

dash . . . started six times at nose guard last season and made 45 tackles . . . sat out the 1988 season after being MU's prize recruit the previous spring . . . was a high school all-America choice by USA Today and Parade Magazine . . . played running back at Hazelwood Central, as well as defensive tackle, and rushed for 1,145 yards as a senior . . . also had 12 QB sacks . . . completed his career with over 2,200 rushing yards and 20 TDs . . . all-state, all-district and all-metro and was Gatorade "Player of the Year" in Missouri . . . played on Class 5A runnerup teams as a junior and senior and was on state championship squad in 1985 . . . brother of former Mizou tackle, Lee Johnson . . . picked MU over Colorado, Pittsburgh, Michigan and Oklahoma . . . in Arts and Science born Jan. 30, 1970.


| CAREER TACKLING | | | | | | | | |
|-----------------|----|----|----|-----|-----|----|-----|----|
| | ST | AT | TT | T-L | SKS | PI | PBU | FR |
| 1989 | 30 | 15 | 45 | 4-9 | 1 | 0 | 1 | 0 |

14 PHIL JOHNSON


QB . . . 6-5 . . . 208 . . . freshman . . . Springfield, Mo. (Kickapoo) — Figures along with Chris Livingstone as a Missouri QB of the future . . . combines size and athleticism (4.5 speed, 32+-inch vertical jump) in one package, and showed it in spring Black-Gold Game . . . hit on 5-of-11 passes for 134 yards, including a 93-yard TD to Byron Chamberlain following an impressive scramble to avoid pressure . . . during his redshirt season, drove MU defenders crazy as scout-team QB . . . completed 55 percent of his passes for 1,600 yards as a senior at Springfield Kickapoo, completing 101-of-174 attempts for 18 TDs . . . during career, completed 166-of-294 for 2,600 yards and 25 TDs . . . took Chiefs (11-1) to district championship in '88 . . . all-conference, all-district, all-state and HM all-America by USA Today as a senior . . . listed among top 100 prep players by Max Emfinger's recruiting service . . . also lettered in basketball and track . . . twice a first-team all-Ozark Conference hoops selection . . . qualified for state track meet in 4x100 and 4x200 relays . . . National Honor Society member and Springfield Scholar-Athlete of the Year . . . picked Mizou over Vanderbilt, Kansas and Illinois . . . in Arts and Science . . . parents — Bruce and Sally Johnson . . . high school coach — Jim Pearson . . . born Nov. 6, 1970.




P. Johnson



Kayhill



Leach



Leisman

26 RONNELL KAYHILL

TB . . . 5-9 . . . 185 . . . sophomore . . . 1L . . . Kansas City, Mo. (Ruskin) — Has missed most of the last two springs with injury, but should be back to add speed (4.6) and quickness to the Tiger tailback corps in the fall . . . former wishbone halfback who was tried at wide receiver early last year, but moved back to tailback because of his speed and shifty moves . . . best outing was at Arizona State, when he rushed 16 times for 54 yards . . . started Nebraska game . . . was hurt in that one and missed next four games . . . made the travel squad as a rookie in '88, but saw no action and received his redshirt . . . rushed for 1,294 yards on 133 carries as a prep senior and scored 13 TDs . . . played some at QB, too, and averaged 22 yards per punt return . . . two-year all-conference pick, as well as all-district, all-metro and second-team all-state as a senior . . . Ruskin player-of-the-year in '87 . . . also won two letters in basketball and was player-of-the-year in '88 . . . four-year track letterman who ran on state championship 4x400 meter relay team as a junior . . . was conference champ in the 200-, 400- and 800-meter races . . . good student in Arts and Science . . . born May 19, 1970.

| CAREER RUSHING | | | | | | | |
|------------------------|-----|------|------|-----|------|----|----|
| | TC | Gain | Lost | Net | Avg. | TD | LG |
| 1989 | 21 | 59 | 5 | 54 | 2.6 | 0 | 11 |
| CAREER KICKOFF RETURNS | | | | | | | |
| | No. | Yds. | Avg. | | Lg | | |
| 1989 | 12 | 259 | 21.6 | | 44 | | |

1 SKIP LEACH

WR . . . 5-9 . . . 169 . . . junior . . . 2L . . . Louisville, Ky. (Male) — Though listed behind Damon Mays on the Tiger depth chart, is a virtual starter in the Tiger rotation of receivers . . . made a smooth transition from QB to WR last season, and was a vital cog to Missouri's record-setting aerial attack . . . was one of six Tiger receivers to catch 20-or-more passes, with 22 receptions for 308 yards and two TDs . . . his top game was the season finale vs. Kansas, when he caught 5 balls for 88 yards . . . is elusive once he catches the ball and has proven to be an excellent blocker . . . also was a top kick returner

and should fit there this season, too ... lettered as a kick returner in 1988, and redshirted in 1987 ... led Louisville Male High to a 23-4 record during his career and back-to-back district titles in 1985-86 ... ran for 448 yards and seven TDs as a senior, while throwing for 1,171 yards and 15 scores ... for his two years as a starter, accounted for 2,500 yards of total offense ... all-district, all-county and honorable mention all-state ... editor and sportswriter of his school paper and had a four-year perfect attendance record ... majoring in family economics ... born March 19, 1969.

| CAREER RECEIVING | | | | | | |
|-----------------------------|-----|------|------|----|-----|------|
| | No. | Yds. | Avg. | TD | Lg. | |
| 1989 | 22 | 308 | 14.0 | 2 | 31 | |
| CAREER PUNT/KICKOFF RETURNS | | | | | | |
| | PR | Yds. | Avg. | Lg | KOR | Yds. |
| 1988 | 2 | 6 | 3.0 | 6 | 17 | 271 |
| 1989 | 0 | 0 | 0.0 | — | 21 | 395 |
| Totals | 2 | 6 | 3.0 | 6 | 38 | 666 |
| | | | | | | 17.5 |
| | | | | | | 75 |

77 MILES LEISMAN

OG ... 6-2 ... 275 ... senior ... 2L ... Rock Port, Mo. — Former walkon who's lettered twice and been rewarded with a scholarship by Coach Bob Stull ... started the Indiana game last season, and is in the depth for '90 at left guard MU's hardest working offensive lineman who won't give up ... spent two years on the junior varsity level ... has worked hard in the weight room, and squats 580 pounds while benching 420 ... starred for Rock Port's 1A state championship teams in 1984 and '85 ... twice all-state in football, a state wrestling finalist and state shot put champion ... cousin of Nebraska's 1983 Outland Trophy winner Dean Steinkuhler ... has interned in several areas of the MU athletic department ... majoring in athletic administration and was a member of last year's Lee Jeans Big Eight Academic Honor Roll ... born March 29, 1968, in Fairfax, Mo.

86 LARRY LINTHACUM


TE ... 6-7 ... 247 ... senior ... 3L ... Bethany, Mo. (S. Harrison) — A big target with good hands who started five games last season, and caught 21 passes for 233 yards ... best days last season came vs. Colorado (6-71) and Oklahoma State (4-60) ... his consistency is

his biggest attribute, and will see plenty of playing time, alternating with Tim Bruton ... still looking for his first collegiate touchdown ... a smart player, who understands all the technical aspects of the game and comes from a family of Missouri football players — father Bill played tackle at MU for one year before injury cut short his career, and grandfather Mark played at Mizzou in the 1920s ... an all-state TE in high school for two years and all-state DE as a senior ... had 91 tackles in eight games in '86 and 96 career receptions ... four-year all-conference performer ... two-time all-stater in basketball ... district champ in 110-meter hurdles and state qualifier in hurdles and 400-meter relay ... a top student in business administration who's been on the Lee Jeans Big Eight Academic Honor Roll each of the last two years ... National Honor Society and Who's Who in high school ... sister Lisa Holt is girls' basketball coach at Columbia Rock Bridge High ... born Oct. 6, 1967, and will turn 23 when the Tigers host Colorado.


| CAREER RECEIVING | | | | | |
|------------------|-----|------|------|----|-----|
| | No. | Yds. | Avg. | TD | Lg. |
| 1988 | 2 | 33 | 16.5 | 0 | 24 |
| 1989 | 21 | 233 | 11.1 | 0 | 26 |
| Totals | 23 | 266 | 11.6 | 0 | 26 |

15 CHRIS LIVINGSTONE


QB ... 6-5 ... 233 ... freshman ... St. Louis, Mo. (Country Day) — Another loaded gun for the future in Coach Bob Stull's offensive arsenal ... the classic drop-back passer, with size and arm strength ... showed his wares in the Black-Gold Game in spring, completing 12-of-17 passes for 131 yards and two touchdowns ... started three years as Country Day School's QB ... during prep career, completed 270-of-468 attempts for 3,562 yards and 34 TDs ... received all-conference, all-district and second-team all-state honors as a senior ... in fact, was an all-conference choice three seasons ... was first-team all-state as a junior ... led Rams to state titles in football and tennis as a sophomore in '86 ... four-year all-ABC Conference selection in tennis ... decided on Mizzou over Iowa, Miami (Fla.), Ohio and Louisville ... in pre-journalism ... parents — W.H. and Judy Livingstone ... high school coach — Ron Holtman ... born March 20, 1971, in St. Louis, Mo.




Linthacum



Livingstone



Louvier



Lyle

60 JASON LOUVIER

OT ... 6-4 ... 280 ... freshman ... Broken Arrow, Okla. — Came out of spring ball listed third at right tackle ... with seasoning, should work his way onto the Tiger line ... redshirted last season ... all-state lineman according to Tulsa World and Daily Oklahoman in high school ... Oklahoma prep coaches also tabbed him all-state ... played in the first American football game in Soviet Union as part of the "Sooner Stampede to Russia" in July, 1989 ... as a member of Broken Arrow High's powerlifting team, placed fourth in state as super heavyweight ... honor roll student every semester of high school ... selected as one of 11 scholar-athletes in Oklahoma by National Football Foundation and Hall of Fame ... majoring in political science, with law school aspirations ... parents — Justin and Nancy Louvier ... grandfather Roy Rains played football at Tulsa (1919-21) ... high school coach — Gary Harper ... born Oct. 31, 1971, in Tulsa, Okla.

59 RICK LYLE

DE ... 6-6 ... 258 ... freshman ... Kansas City, Mo. (Hickman Mills) — Split time in the spring between football and track and had considerable success in both places ... quickness, strength and tenacity won him the starting left end position ... worked his way up in the depth last fall, but coaches were committed to him retaining redshirt status ... destined to be a star, has impressive weight room bests for his age — 4.97 in 40, 28+-inch vertical jump, 525-lb. squat, 320-lb. press and 345-lb. power clean ... on the track, pointed for the Tigers in both the Big Eight Indoor and Outdoor Championships ... was 8th indoors in the shot put and 4th outdoors in both the shot and the discus ... had season outdoor bests of 54-11 3/4 in the shot and 159-8 in the discus ... was MVP on the D-line in Black-Gold Game, as voted by the media ... was a dominating prep lineman ... registered 78 tackles, seven sacks and three blocked punts as a senior at Hickman Mills High ... HM all-America defensive end by USA Today ... also received all-metro and all-district honors, and was named first-team all-Small Six Conference at DE and OG ... lettered in wrestling and track, too ... was fifth in Missouri state wrestling championships as heavyweight, and was two-time conference champ ... in '89, took conference and district shot and discus titles ... grabbed Class 4A shot

put crown his junior and senior seasons ... picked Missouri over Oklahoma State, Kansas and Louisville ... in College of Arts and Science ... parents — Thomas and Joyce Lyle ... uncle James Graham was Big Eight pole vault champ (1956) and NCAA champ (1956 and 1959) for Oklahoma State ... high school coach — Don Elston ... born Feb. 26, 1971, in Monroe, La.

74 RUSS McCULLOUGH


OT ... 6-9 ... 304 ... junior ... 1L ... Olathe, Kan. (South) — Made real strides last season and was starting at right tackle by season's end ... will be there this year, too ... transfer from Alabama who sat out the '88 season ... was a USA Today honorable mention all-American in high school, and rated as one of the top ten defensive linemen in the nation ... all-state and all-metro in suburban Kansas City ... three-year letterman and two-year starter, who despite his size, can run sub-5.0 40-yard dash ... played both ways in high school and had 12 sacks as a senior ... also lettered in basketball and track in high school ... majoring in political science ... born Oct. 31, 1968.

54 MARCUS MARTIN


MLB ... 6-3 ... 227 ... sophomore ... Birmingham, Ala. (Erwin) — Came to Missouri as an offensive lineman, but moved to linebacker following his redshirt year in 1988 ... was making a move last spring at middle 'backer when injured, which hurt coaches' evaluation of him in spring '89, too ... three-year letterman and team captain as a senior at Erwin High ... missed his junior year due to a motorcycle accident ... also lettered in baseball and was voted most athletic male of his senior class ... Key Club member ... father Marcus played TE at Howard College (now Samford) ... majoring in pre-business ... born July 16, 1970.

27 SEAN MOORE


TB ... 5-10 ... 197 ... senior ... 3L ... Springfield, Mo. (Central) — Seems destined to make his senior year his best at Ol' Mizzou ... grabbed the tailback job early in the spring and held it throughout ... is versatile, as a quick runner, sure-handed receiver, and solid blocker ... has 4.53 speed at 40 yards and good strength ...




McCullough



Martin



Moore



Oliver

played mostly in short-yardage situations last season, and also missed three mid-season games while hurt ... played in nine games in 1988, and his best outing came at Miami, where he gained 42 yards, with a long gain of 33 yards ... three-year starter at TB at Central High, who rushed for 1,837 yards as a senior and 4,136 for his career ... all-state and all-Ozark his senior season, as well as all-district and all-conference his final two years ... lettered in basketball, baseball and track, too ... honor roll student who sang in varsity choir ... brother Eric Jeffries played at Texas ... majoring in history ... born May 23, 1969.

Oliver ... high school coach — Gerald Partridge ... born June 28, 1971, in Kansas City, Mo.

96 JIM PALUCK


OLB ... 6-5 ... 213 ... sophomore ... Nesquehoning, Pa. (Panther Valley) — After a redshirt year and a year to learn a new system, began to make his move during spring drills, climbing to second-string behind Mike Ringgenberg at outside linebacker ... is an excellent young prospect with 4.67 speed and size ... played QB in high school where he passed for over 1,000 yards as a senior ... as a DB, made 118 career tackles ... all-conference defensive back of the year on team that won district championship in 1987 ... in Pennsylvania all-star game, played tight end when need arose and was one of game's stars ... earned four letters in basketball, three in baseball and one in track ... also member of ski club ... father Joe was an all-state basketball player in high school ... cousin of Jack Paluck, all-American at Pitt in 1956, who went on to play nine years with Washington Redskins ... prep teammate of former Mizzou tackle Gene Snisky ... in Arts and Science ... born June 17, 1969.

62 MATT PEARCE


OG ... 6-2 ... 244 ... freshman ... Springfield, Mo. (Kickapoo) — High school teammate of Tiger QB Phil Johnson, who followed him to Mizzou as a walkon ... was all-conference, all-district and second-team all-state footballer who was named best lineman in Springfield ... also a kicker who made 28-of-33 PATs as a senior ... basketball and track athlete, too, who had a prep discus best of 169-1 and took second in state ... high school member of Key Club and Fellowship of Christian Athletes, and had a GPA of 3.7 ... majoring in pre-journalism, with a planned emphasis in photojournalism and career hopes of shooting pics for Sports Illustrated ... parents — Ray and Sara Pearce, father was track, football and basketball star in high school and college ... high school coach — Jim Pearson ... born Oct. 21, 1970, in Springfield, Mo.

66 BOB PETRUS

OG ... 6-5 ... 265 ... sophomore ... St. Louis, Mo. (CBC) — Had a good spring and will support Don Wright



Paluck



Petrus

| CAREER RUSHING | | | | | | | |
|------------------------|-----|------|------|-----|------|----|----|
| | TC | Gain | Lost | Net | Avg. | TD | LG |
| 1987 | 1 | 4 | 0 | 4 | 4.0 | 0 | 4 |
| 1988 | 16 | 81 | 3 | 78 | 4.9 | 0 | 33 |
| 1989 | 4 | 14 | 0 | 14 | 3.5 | 0 | 6 |
| Totals | 21 | 99 | 3 | 96 | 4.6 | 0 | 33 |
| CAREER RECEIVING | | | | | | | |
| | No. | Yds. | Avg. | TD | Lg. | | |
| 1988 | 1 | 4 | 4.0 | 0 | 4 | | |
| 1989 | 1 | 7 | 7.0 | 0 | 7 | | |
| Totals | 2 | 11 | 5.5 | 0 | 7 | | |
| CAREER KICKOFF RETURNS | | | | | | | |
| | No. | Yds. | Avg. | Lg. | | | |
| 1988 | 1 | 7 | 7.0 | 7 | | | |
| 1989 | 8 | 116 | 14.5 | 22 | | | |
| Totals | 9 | 123 | 13.7 | 22 | | | |

LANCE NOEL

MLB ... 6-1 ... 205 ... sophomore ... Moberly, Mo. — Walkon from nearby Moberly who had a big day in spring windup game ... made seven tackles and on game's second series, picked off a Kent Kiefer pass and returned it 72 yards for a touchdown ... came out of spring running second behind Travis Condict in the middle ... has 4.83 speed ... father is mayor of Moberly ... born April 3, 1970.

22 JASON OLIVER

TB ... 5-11 ... 169 ... freshman ... Kansas City, Mo. (Ruskin) — Was one of the real stars of spring practice, breaking long plays in every scrimmage ... much like his fellow Tiger tailback and former high school teammate, Ronnell Kayhill, has quick feet and moves to make defenders miss him ... 4.63 speed in 40 ... second behind Sean Moore on pre-season depth chart ... didn't get to show much last fall after suffering a shoulder separation early in pre-season camp ... averaged 12 yards per carry during prep career at Ruskin High ... as a senior, rushed 136 times for 1,592 yards and 25 TDs ... also intercepted four passes as a defensive back ... in his career, carried the ball 199 times for 2,355 yards and 34 scores ... HM all-America running back by USA Today ... netted first-team all-conference, all-district, all-metro and all-state plaudits as a senior ... listed among Who's Who of American High School students ... chose MU over Wyoming, Kansas, Kansas State and Iowa State ... in Arts and Science ... parents — Andre and Joyce

at left guard in 1990 ... took a redshirt in 1988 ... chosen HM all-America by USA Today as a senior at Christian Brothers High ... was also all-state, all-metro, all-district and all-conference ... CBC was St. Louis independent and district champion in 1987 ... four-year honor roll student ... majoring in pre-business ... born Feb. 4, 1970.


30 MARK PLUNKETT

P/K ... 6-1 ... 204 ... junior ... 1L ... Florissant, Mo. (Hazelwood Central) — Won a five-man punting derby before the start of last season and was the Tigers' regular punter all season ... had 67 kicks for a 39.5-yard average and saw a third of his boots either downed inside the opponent's 20-yard line or sail over 50 yards ... also handled the Tiger kickoff chores and got a brief chance to placekick when Jeff Jacke was hurt at Indiana ... improved his consistency in the spring ... a good athlete with 4.58 speed who made several big tackles last season ... redshirted in 1987, and had his chance cut short before the season began in '88 when he was involved in a motorcycle accident ... majoring in pre-business ... high school coach — John Hotfelder ... born Feb. 8, 1969.


| CAREER PUNTING | | | | | | | |
|----------------------------------|-----|------|------|----|-------|-----|----|
| | No. | Yds. | Avg. | Lg | in 20 | 50+ | Tb |
| 1989 | 67 | 2648 | 39.5 | 63 | 10 | 10 | 5 |
| Also 1-1 PAT and 0-2 FG in 1989. | | | | | | | |

13 MARK RAMSTACK


QB ... 6-3 ... 212 ... sophomore ... Santa Ana, Calif. (Mater Dei) — Missouri's backup quarterback this season, showed a better understanding for the offense during spring workouts ... got a leg up on the other yearling QBs last fall, appearing in mopup role in Nebraska and Oklahoma games ... complete 8-of-18 passes for 141 yards and a 67-yard TD strike to Linzy Collins in Black-Gold Game ... entered MU in January, 1989, after taking a semester off to sort out Division I offers in both football and basketball ... was a wide receiver prior to his senior year of high school (while future USC start Todd Marinovich called signals) in 1987, then passed for 2,000 yards and 19 TDs, and ran for 300 yards and another six scores in 1988 ... was team captain, MVP and first-team




Plunkett



Ramstack



Reiner



Ringgenberg

all-conference ... was point guard on basketball teams that won two C.I.F. championships and one state title ... two-time MVP and four-year team captain ... in Arts and Science ... born April 22, 1970, in Anaheim, Calif.

| CAREER PASSING | | | | | | | |
|------------------------------------|------|-------|------|------|----|----|----|
| | Att. | Comp. | Int. | Pct. | TD | Lg | |
| 1989 | 7 | 2 | 0 | .286 | 29 | 0 | 18 |
| Also 2 rushes for 2 yards in 1989. | | | | | | | |

43 TOM REINER

MLB ... 6-1 ... 235 ... junior ... 2L ... San Ramon, Calif. — Started first five games a year ago alongside all-time Mizou tackling leader Darren MacDonald, before suffering a neck injury vs. Colorado that curtailed his season ... still ranked 9th on Tigers' tackle list ... missed all of spring practice and will have to climb back up the charts at middle linebacker when fall camp opens ... has the best speed (4.72) of MU's inside players ... saw just enough time in '88 to letter ... red-shirted in 1987 ... as a prep senior, caught 27 passes for 629 yards, ran for 498 yards, and made 199 tackles and nine QB sacks ... three-year starter and all-conference selection who was also Pac-10 Blue Chip, all-bay area, California Coaches Association MVP and Cream of the Crop list in northern California ... team MVP in basketball, most inspirational in track and baseball letterman ... majoring in hotel/restaurant management ... father Thomas Sr. played soccer at Park College outside Kansas City ... born Aug. 21, 1969, in Paterson, N.J.

| CAREER TACKLING | | | | | | | | | |
|-----------------|----|----|----|-----|-----|----|-----|----|--|
| | ST | AT | TT | T-L | SKS | PI | PBU | FR | |
| 1988 | 1 | 0 | 1 | 0-0 | 0 | 0 | 1 | 0 | |
| 1989 | 24 | 23 | 47 | 0-0 | 0 | 0 | 1 | 0 | |
| Totals | 25 | 23 | 48 | 0-0 | 0 | 0 | 2 | 0 | |

47 MIKE RINGGENBERG

OLB ... 6-4 ... 232 ... sophomore ... 1L ... Manhattan, Kan. — As a redshirt freshman, started all 11 games last season and was MU's fifth-leading tackler with 67 stops ... continued hard work and improvement should make him a future start on the outside ... has

good speed (4.6) and strength (540-lb. squat) . . . was tabbed as the most outstanding defensive back in spring Black-Gold Game when he made six tackles and broke up two passes, one that thwarted a two-point conversion attempt . . . first-team all-state and Kansas Top 11 pick in 1987 . . . came to the Tigers along with teammate Coby Crowl . . . all-conference as both offensive guard and linebacker . . . defensive back as a junior . . . brother Russ wrapped up his career as a baseball centerfielder at Kansas State last spring, and was an HM all-Big Eight choice in 1989 . . . father played football at Pittsburg State from 1957-61 and was part of NAIA national championship teams in '57 and '61 . . . majoring in pre-business . . . born July 1, 1970.

| CAREER TACKLING | | | | | | | | |
|-----------------|----|----|----|------|-----|----|-----|----|
| | ST | AT | TT | T-L | SKS | PI | PBU | FR |
| 1989 | 39 | 28 | 67 | 4-14 | 1 | 0 | 1 | 0 |


90 CURTIS ROBERTS

DE . . . 6-4 . . . 269 . . . junior . . . Kansas City, Mo. (Southwest) — With the switch to the 4-3 in the spring, this young, raw talent began to make his move as a hard-charging defensive end . . . has increased his size without sacrificing speed or quickness . . . listed just behind Rick Lyle at left end on pre-season depth chart . . . redshirted in 1988 . . . all-district at Southwest High . . . had 45 tackles, six sacks and a pass interception as a senior . . . three-year basketball letterman . . . majoring in agriculture . . . born Nov. 12, 1968.


| CAREER TACKLING | | | | | | | | |
|-----------------|----|----|----|-----|-----|----|-----|----|
| | ST | AT | TT | T-L | SKS | PI | PBU | FR |
| 1989 | 1 | 0 | 1 | 1-2 | 0 | 0 | 0 | 0 |

53 WES ROBERTSON


OLB . . . 6-0 . . . 217 . . . sophomore . . . 1L . . . Carlisle, Pa. (Highland Park) — Walkon linebacker who earned a letter last season, playing on special teams and performing in a backup role at inside linebacker . . . missed the spring with a knee injury . . . majoring in Arts and Science . . . born March 13, 1970.




Roberts



Robertson



Russell



Russo

| CAREER TACKLING | | | | | | | | |
|-----------------|----|----|----|-----|-----|----|-----|----|
| | ST | AT | TT | T-L | SKS | PI | PBU | FR |
| 1989 | 5 | 3 | 8 | 0-0 | 0 | 0 | 0 | 0 |

65 CHRIS RUSSELL

DT . . . 6-0 . . . 256 . . . senior . . . 3L . . . Kansas City, Mo. (Rockhurst) — Will offer the Tigers experienced depth at defensive tackle, if he is able to return healthy in the fall . . . has missed spring practice the last two years with back troubles . . . as a nose guard, started three games last season and one the year before . . . lettered as a backup tackle as a freshman in '87 . . . was all-state, all-district and all-metro and HM Adidas all-America as member of state championship team at Rockhurst High in 1986 . . . made 72 tackles, five fumble recoveries, 13 tackles for loss and scored a TD on a 58-yard fumble return . . . fifth in state shot put as a senior and seventh as a junior . . . majoring in journalism . . . father James Russell is a cardiovascular surgeon . . . born Nov. 29, 1968.

| CAREER TACKLING | | | | | | | | |
|-----------------|----|----|----|------|-----|----|-----|----|
| | ST | AT | TT | T-L | SKS | PI | PBU | FR |
| 1987 | 1 | 1 | 2 | 1-7 | 1 | 0 | 0 | 0 |
| 1988 | 6 | 5 | 11 | 1-3 | 0 | 0 | 0 | 0 |
| 1989 | 12 | 11 | 23 | 1-4 | 0 | 0 | 0 | 0 |
| Totals | 19 | 17 | 36 | 3-14 | 1 | 0 | 0 | 0 |

67 JIM RUSSO

DT . . . 5-10 . . . 262 . . . junior . . . 1L . . . Florissant, Mo. (Hazelwood Central) — The strongest Tiger, with a school-record best in the back squat of 655 pounds . . . has bounced around at Mizzou, from defense to offense (guard and center) and back to defensive tackles last spring . . . offers depth to the tackle position, especially against the run with his strength and leverage . . . earned his first letter last season . . . redshirted in 1987 . . . former St. Louis Post-Dispatch Player of the Year and Bally all-American . . . all-state, all-conference and all-district . . . threw shot and hammer in track . . . maintained a 3.65 high school GPA . . . majoring in family economics . . . born Nov. 20, 1968.

20 PAT RYAN

SS ... 6-1 ... 196 ... sophomore ... 1L ... Kansas City, Mo. (Rockhurst) — Has spent extra time in the weight room, building himself into the backup spot at strong safety behind starter Harry Colon ... has 4.54 speed and demonstrates a hard, physical playing style ... needs to grow within the Mizzou system to make his mark as a Tiger ... played on two state championship teams at Rockhurst ('86 and '87) and was team captain as a senior ... HM all-America by Bally and USA Today ... all-state, all-metro and all-district ... had 83 tackles, 100 yards rushing and three TDs, and 25 pass receptions for 370 yards as a senior ... two-year track letterman ... majoring in pre-business ... born July 19, 1969, in Florissant, Mo.

35 MIKE SCHLEF

FB ... 5-11 ... 198 ... sophomore ... 1L ... St. Charles, Mo. (Duchesne) — Walkon fullback who earned a special-teams letter last season and could see time in the backfield this time around ... tough, hard-nosed runner with 4.68 speed ... gained 945 yards and scored seven TDs as a senior at Duchesne High, and earned second-team all Gateway Conference honors ... three-year track letterman who owns four school records ... won conference titles in the 110-meter high and 300-meter intermediate hurdles as a senior and took third in state in intermediates ... an honor roll student in high school who was president of his class ... majoring in hotel/restaurant management ... father Earl pitched in the minor leagues for St. Louis Cardinals ... high school coach — Tom Kivett ... born June 28, 1970.

24 BRAD SCRIVNER

FS ... 6-0 ... 174 ... junior ... 1L ... Jefferson City, Mo. — Missouri's top utility defender, is capable of playing all four secondary positions for the Tigers started last three games last season at right corner ... a smart player who gets himself into the right position to make the play ... has a solid background as a result of playing in a strong fundamental system at Jefferson City High School ... redshirted in 1987 ... two-time all-starter who rushed for 592 yards on 104 carries and caught 18 passes for 272 yards as a senior ... scored 11 TDs ... on

defense, made 90 tackles with three fumble recoveries and a school-record nine interceptions ... all-district selection in football for three years and in basketball for two ... four-year baseball letterman ... played on state championship football team in 1984 ... National Honor Society and academic all-state ... majoring in electrical engineering ... born July 3, 1969.


| | CAREER TACKLING | | | | | | | |
|------|-----------------|----|----|-----|-----|----|-----|----|
| | ST | AT | TT | T-L | SKS | PI | PBU | FR |
| 1989 | 16 | 7 | 23 | 0-0 | 0 | 0 | 1 | 0 |

33 REGGIE TATE


FB ... 5-10 ... 218 ... sophomore ... 1L ... Kansas City, Mo. (Hickman Mills) — Played on special teams last season, and figures to backup Michael Jones at fullback this year ... hard-charging runner with 4.6 speed ... redshirted in 1988 ... ran for 650 yards and a 9.1 yard-per-carry average as a high school senior, but season was limited to seven games by a knee injury ... led Hickman Mills to a 11-1 record and conference championship as a senior, before Cougars lost to eventual state champion Rockhurst in state playoffs ... three-year track letterman who won league crowns in the 100- and 200-meter dashes and on two relay teams as a junior, and repeated in the 100 as a senior ... member of Fellowship of Christian Athletes ... in Arts and Science ... born Dec. 28, 1969.

58 ANDY TITONE


MLB ... 6-0 ... 210 ... senior ... 1L ... St. Louis, Mo. (Mehville) — Played with unbridled tenacity last season, starting the season's final six games after Tom Reiner was injured, and ranked fourth on the team with 70 tackles, including seven for losses and forced three fumbles ... underwent shoulder surgery during the off-season and missed spring ball ... transfer to Missouri from Virginia Military Institute ... became a starter in second game there as a freshman (1986) and started final 10 contests ... led Keydets in tackles with 118 and paced VMI in solo stops with 88 ... had three fumble recoveries and broke up a pass ... registered 18 tackles vs. James Madison, an effort that ranks fifth on VMI's single-game chart ... finished third in Southern Con-




Ryan



Schlef



Scrivner



Tate

ference "Freshman of the Year" voting . . . from the St. Louis area, attended St. Louis University High for first years and led Junior Billikens to state semifinals as a junior . . . earned all-metro honors . . . as a senior, went to Tennessee Military Institute his first semester, then returned to St. Louis, and graduated from Mehlville High . . . in College of Arts and Science . . . born Feb. 10, 1968.

| CAREER TACKLING | | | | | | | | | |
|-----------------|----|----|----|------|-----|----|-----|----|--|
| | ST | AT | TT | T-L | SKS | PI | PBU | FR | |
| 1989 | 40 | 30 | 70 | 7-12 | 1 | 0 | 0 | 1 | |

51 ARTHUR TRASS

DT . . . 6-2 . . . 260 . . . junior . . . Columbia, Mo. (Hickman) — A transfer from Central Missouri State who sat out last season . . . played on JV level for Mules in 1987, and made 13 tackles with one sack on the varsity in 1988 . . . a dedicated player who works hard in the weight room and could figure in Mizzou's future plans . . . lettered two years for Coach Tom Travis at crosstown Hickman High . . . in College of Arts and Science . . . born Jan. 7, 1979.

78 RICK TRUMBULL

OT . . . 6-6 . . . 293 . . . senior . . . 2L . . . St. Louis, Mo. (Parkway Central) — Has developed into a fine offensive tackle, and started four games for an injured Don Wright last season . . . has won the starting nod at left tackle for 1990 . . . started three games there in 1988, while Carl Bax was on the mend following abdominal surgery . . . one of Mizzou's best pass blockers who uses his long arms for effective leverage . . . redshirted in 1986 . . . all-state tackle for Parkway Central who also earned all-district and all-conference honors . . . advanced in state to Class 5A wrestling finals . . . chose Mizzou over Oklahoma State, Arkansas, Indiana and Colorado . . . majoring in general studies . . . born Dec. 4, 1967, in Newark, N.Y.


52 CLIFF TURK

DE . . . 6-2 . . . 224 . . . freshman . . . Bakersfield, Calif. (West) — Came to Mizzou as an inside linebacker and took a redshirt last season . . . moved to defensive


end during spring practice and needs repetitions to learn the position . . . names all-San Joaquin Valley twice during his career at West High . . . twice selected all-South Yosemite League and all-city in 1987 and 1988 . . . tabbed all-Northern California in '88 . . . led Vikings to '87 South Yosemite League championship . . . also lettered in wrestling and track . . . honor roll student . . . majoring in pre-business . . . born March 11, 1971, in Bakersfield, Calif.

5 TONY VANZANT


TB . . . 6-1 . . . 203 . . . junior . . . 1L . . . Florissant, Mo. (Hazelwood Central) — The victim of a serious injury to each knee, this former Parade Magazine national player of the year began to show flashes of his old self during spring workouts . . . didn't miss a practice rushed for 40 yards on 7 carries in spring game . . . has shown a rededication to working hard in the weight room to strengthen his legs, and ran a 4.65 40-yard dash on timing day . . . was one of the nation's most recruited players in 1985, but suffered first injury in Missouri Lions' All-Star in summer of '86, and didn't enter Mizzou until January '87 . . . played in a backup role in 1987, then received an injury hardship year from Big Eight Conference in 1988 . . . began last year at wide receiver but moved back to running back and appeared in just one game, throwing an incomplete option pass vs. Iowa State . . . still has two years of eligibility remaining . . . rushed for 2,738 yards and 36 TDs as a prep senior . . . had 6,138 yards for his four-year career and 91 scores (5th best ever) . . . had 36 100-yard games in his career including 14 straight . . . was all-conference, all-district and all-metro three times . . . his Hazelwood Central Hawks were state semifinalists in 1983, district champs in '84 and state champs in '85 . . . all-state in track three years running and all-district in basketball . . . was second in Class 4A 110-meter hurdles as a senior . . . was contacted by over 300 schools and picked MU over Michigan . . . father Thurman was all-state griddier in Arkansas for three years and played AAA baseball in the Milwaukee Braves organization . . . majoring in recreation and parks administration . . . born Feb. 9, 1968, in Saginaw, Mich.




Titone



Trumbull



Turk



VanZant

| CAREER RUSHING | | | | | | | |
|----------------|----|------|------|-----|------|----|----|
| | TC | Gain | Lost | Net | Avg. | TD | LG |
| 1987 | 37 | 195 | 18 | 177 | 4.8 | 1 | 40 |
| 1988 | 1 | 0 | 6 | -6 | -6.0 | 0 | — |
| 1989 | 0 | 0 | 0 | 0 | 0.0 | 0 | — |
| Totals | 38 | 195 | 24 | 171 | 4.5 | 0 | 40 |

Also 13 kickoff returns for 244 yards in '87, and 1 pass attempt in '89.

18 SHARRON WASHINGTON

CB ... 6-0 ... 205 ... junior ... 2L ... St. Louis, Mo. (Hazelwood West) — His physical ability and knowledge of Mizou's defensive package allowed him to move from free safety to Tigers' vacated right corner position in the spring ... had his best spring and ran a 4.5 40 ... entered 1988 as MU's starting free safety and earned three first-team calls before relinquishing the job to Charles Murphy ... redshirted in 1987 ... second-team all-state as well as all-conference, all-district and all-metro at Hazelwood West ... led team with 69 tackles and five interceptions ... also led team with 723 yards rushing and five TDs ... was school's most outstanding athlete as senior ... second-team all-conference in basketball, leading his team in steals and assists ... twice was the St. Louis Post-Dispatch basketball player of the week ... second-team all-conference shortstop and was a 6-4 high jumper and relay-team member on the track ... father Sharron Sr. played with the Houston Oilers and is a coach at Kirkwood High ... majoring in recreation and parks administration ... born Jan. 15, 1969.

| CAREER TACKLING | | | | | | | | |
|-----------------|----|----|----|-----|-----|----|-----|----|
| | ST | AT | TT | T-L | SKS | PI | PBU | FR |
| 1988 | 13 | 13 | 26 | 2-4 | 0 | 1 | 1 | 3 |
| 1989 | 10 | 13 | 23 | 0-0 | 0 | 0 | 1 | 0 |
| Totals | 23 | 26 | 49 | 2-4 | 0 | 1 | 2 | 3 |

91 DERRICK WATKINS

DE ... 6-5 ... 258 ... junior ... Huntington Beach, Calif. (Marina) — Transferred to Missouri in January, after two standout years at Golden West Junior College in California ... in his final year, made 93 tackles and 10 QB sacks to earn first-team all-conference, all-county and

all-state honors and was HM all-America ... was all-conference offensive tackle on conference championship team at Marina High School ... also was school's track MVP while winning league titles in shot and discus ... majoring in political science with law school aspirations ... has worked summers as a commercial tuna fisherman ... parents — Donald and Marcia Watkins ... Derrick lists his father as his biggest inspiration ... uncle Myron Pottios, longtime NFL linebacker with the Washington Redskins and Pittsburgh Steelers in the 1960s ... born Feb. 28, 1970, in West Covina, Calif.


69 JON WATKINS

OG ... 6-3 ... 263 ... sophomore ... 1L ... Louisville, Ky. (Xavier) — Listed as second-team guard on the right side ... has boosted his strength, and has a bright future ... redshirted in 1988 after being an all-district and HM all-state performer at Louisville's Xavier High School ... team won the state championship his junior year with a 12-2 record ... also lettered in wrestling ... majoring in pre-business ... born June 7, 1970.


84 LEMMIE WELLS

TE ... 6-1 ... 232 ... junior ... 1L ... Bowling Green, Mo. — Walkon who lettered on special teams last season and caught his first collegiate pass — an 18-yarder — vs. Oklahoma ... as a senior at Bowling Green High, half of his 18 receptions went for touchdowns ... had career numbers of 34 catches for 762 yards and 12 TDs ... was twice all-conference and all-district and all-state as a senior ... two-year basketball letterman, too ... was listed in Who's Who Among American High School Students, won a U.S. Achievement Award and was member of National Honor Society ... majoring in agricultural economics and plans to take over family's implement business ... born Jan. 27, 1969, in Louisiana, Mo.


| CAREER RECEIVING | | | | | |
|------------------|-----|------|------|----|-----|
| | No. | Yds. | Avg. | TD | Lg. |
| 1989 | 1 | 18 | 18.0 | 0 | 18 |




Washington



D. Watkins



J. Watkins



Wells

41 TOM WHITE

FB ... 6-0 ... 195 ... junior ... 1L ... Independence, Mo. (Truman) — Walkon who lettered on special teams and saw action as a reserve fullback in 1988 ... moved to defensive backfield last season but was injured and missed the season ... returns to the offensive side this year ... a three-time letterman on Missouri track team as a middle-distance runner ... has skipped last two spring practice sessions while running track ... twin brother Jim finished up his career as a Tiger tailback last season ... majoring in business administration ... born March 28, 1967.

| CAREER RUSHING | | | | | | | |
|----------------|----|------|------|-----|------|----|----|
| | TC | Gain | Lost | Net | Avg. | TD | LG |
| 1988 | 11 | 35 | 0 | 35 | 3.2 | 0 | 7 |


28 JERMAINE WILKINS

DB ... 6-3 ... 199 ... sophomore ... 1L ... Columbus, N.J. (N. Burlington) — Moved into Adrian Jones' vacated left cornerback position during the spring ... a talented athlete who runs a 4.6 40, has a vertical leap of 35 inches (best on the team) and squats 500 pounds ... should be a future star for the Tigers ... was challenging for a position during pre-season camp in 1988, when he broke a hand and was forced to redshirt ... three-year starter in high school who led his team in tackles and averaged more than eight initial hits per game as a senior ... holds school season and career records for tackles by a defensive back ... all-state first-teamer who played in New Jersey North-South All-Star Football Classic ... three-year basketball letterman, too ... in Arts and Science ... father William Whitehurst Jr. is Air Force sergeant ... born Nov. 3, 1970, in Albany, N.J., and will turn 20 when Tigers host Oklahoma.


| CAREER TACKLING | | | | | | | | |
|-----------------|----|----|----|-----|-----|----|-----|----|
| | ST | AT | TT | T-L | SKS | PI | PBU | FR |
| 1989 | 1 | 7 | 8 | 0-0 | 0 | 0 | 0 | 0 |

76 DON WRIGHT

OG ... 6-4 ... 256 ... junior ... 2L ... Columbia, Mo. (Hickman) — Originally a defensive tackle, has put in two solid years at offensive tackle and will start at left offensive guard this season ... exhibits good footwork and speed and has great body control and balance ... missed four games last season with ankle injury ... red-shirted in 1987 ... was Columbia Daily Tribune Scholar-Athlete of the Year in 1987, while a senior at Hickman High ... all-state and all-district choice who was listed among state's top 10 blue chippers ... made 86 tackles as a senior and 70 as a junior ... three-year letterman in both football and wrestling and co-captain of each team ... was undefeated Class 4A state heavyweight wrestling champion as a senior ... set school marks for pins in a season and fastest pin ... maintained a 3.5 GPA in high school ... majoring in business administration ... born Nov. 11, 1968, in Springfield, Mo.



Wilkins



Wright

Newcomer Profiles

BASS, WILL

ILB ... 6-1 ... 230 ... St. Louis, Mo. (Lindbergh) — Transfers to Missouri from Independence (Kan.) Community College ... will be a junior in eligibility at Mizzou ... had 112 tackles last season, including 70 solo stops ... also had two interceptions and three fumble recoveries ... led Independence in tackles both seasons ... honorable mention all-America selection at linebacker in 1989 ... grabbed all-conference and all-district honors at Lindbergh High in 1986-87 ... led the state in tackles (1987) his senior year ... plans to major in business administration ... parents—Will Bass and Eura Bass-Williams ... high school coach—Gene Gladstone ... born Feb. 22, 1970, in St. Louis, Mo.

COOPER, ANTONIO (Tony)

OLB ... 6-4 ... 215 ... Houston, Texas (Sugarland Clements) — Joins the Tigers' linebacking corps, after transferring from Coffeyville (Kan.) Community College ... had 22 tackles, two QB sacks and two fumble recoveries in 1989 ... has 4.6 time in 40 ... rated by *Super Prep* as one of top 100 junior college players in 1989 ... was a second-team all-district tight end at Clements High in Houston ... also lettered in basketball and track ... majoring in physical education ... parent—Jean Cooper ... high school coach—Buster Gilbreth ... born Sept. 9, 1968, in Houston, Texas.

DUNN, KENNETH (Kenny)

WR ... 5-11 ... 180 ... East St. Louis, Ill. — Combines superb hands and 4.5-second speed in the 40 ...

could be one of the Tigers' top pass catchers in the future ... caught 53 passes for 1,030 yards and 14 touchdowns ... ranked No. 2 on *St. Louis Post-Dispatch's* "10 Most Wanted List" ... first-team all-state in Illinois ... also first-team all-conference and all-metro ... *Super Prep* magazine first-team all-America choice ... listed as the fourth-best high school receiver in nation on Max Emfinger's Future Super Star List ... also recruited by Illinois, Iowa and Arizona State ... undecided on college major ... parents—Kenneth and Betty Dunn ... high school coach—Bob Shannon ... born May 10, 1972, in East St. Louis, Ill.

HANDY, JEFF

QB ... 6-4 ... 190 ... Blue Springs, Mo. — Highly touted quarterback who can do it all ... set national high school passing records for most yards per game (345.2), most completions in a season (281) and most passes completed per game (28.1) in 1989 ... as a senior at Blue Springs High, completed 281 of 417 pass attempts for 3,452 yards and 41 touchdowns ... threw for seven TDs vs. Lee's Summit High, including five in one half ... in his career, connected on 480 of 797 attempts for 60.2 completion percentage, 6,130 yards and 58 touchdowns ... honors included first-team all-conference, all-area, all-district, all-metro and all-state ... *USA Today* Missouri Player of the Year ... also tabbed honorable mention high school all-American and Simone Award winner — given to top prep football player in Kansas City ... presented Bobby Dodd Award from Touchdown Club of Atlanta as the back of the year in Missouri ... outstanding student who has 3.47 GPA ... majoring in business ... parents—William and Bev Handy ... high school coach—Wayne McGinnis ... born March 30, 1972, in Kansas City, Mo.

JACKSON, MARK

TB ... 5-9 ... 175 ... Kirkwood, Mo. — Wishbone tailback who should fit into Coach Bob Stull's offensive scheme nicely ... rushed 51 times for 827 yards and 16 touchdowns as a senior at Kirkwood in 1989 ... also caught 20 passes for 300-plus yards and two touchdowns ... also returned three punts for touchdowns (57, 75 and 83) ... earned all-Suburban West Conference plaudits as a junior and senior ... considered one of the top tailbacks in the country by Max Emfinger's Future Super Stars List ... played for Pioneers conference and district champs in 1988 ... has ran under 10.5 in 100 meters in track ... owns 4.19 speed at 40 meters ... rated one of the fastest players in Missouri as a prep senior ... also recruited by Colorado, Iowa and Indiana ... will major in physical therapy ... parent—Bettye Jackson ... high school coach—Dale Collier ... born Nov. 16, 1970, in Detroit, Mich.

MURRAY, MATT

TE ... 6-5 ... 220 ... Carbondale, Ill. (Community) — First-team all-state tight end who will serve as understudy to Tim Bruton and Larry Linthacum ... selected the Southern Illinois player of the year in 1989 ... hauled in 34 passes for 736 yards and seven touchdowns as a senior ... also scored on a 33-yard

reverse ... picked to play in Illinois East-West Shrine Game ... received all-state laurels from *Chicago Sun-Times* and *Chicago Tribune* ... also recruited by Wisconsin, Illinois and Indiana ... parents—Michael and Susan Murray ... high school coach—John Helmick ... born May 17, 1972, in Waukeegan, Ill.

MURTAUGH, RYAN

ILB ... 6-2 ... 227 ... Omaha, Neb. (Creighton Prep) — Key member of Creighton Prep's three-straight state championship teams (1987-88-89) ... as a senior, had 143 tackles - including 80 unassisted, three fumble recoveries and two pass interceptions ... in his career, had 295 total tackles, six interceptions and eight fumble recoveries ... earned all-metro, all-division and all-state honors in '89 ... lettered in wrestling twice ... father, Jerry, was a three-year starter and an all-America linebacker at Nebraska in 1970 ... undecided upon college major ... parent—Jerry Murtaugh ... high school coach—Tom Jaworski ... born Aug. 23, 1971, in Omaha, Neb.

O'NEIL, JOHN (Trey)

OT ... 6-6 ... 250 ... Tulsa, Okla. (Thomas Edison) — Versatile athlete who played offense and defense as a senior at Thomas Edison High ... played defensive tackle for first five games of senior year, recording 24 tackles ... lined up at offensive tackle and served as deep snapper all season ... listed in high school preps to watch in *Street and Smith's* magazine ... regarded as one of Big Eight's top 20 recruits, according to *Sooner Illustrated* ... named first-team all-state by *Tulsa World* and *Daily Oklahoman* ... selected for 1990 Sooner Stampede to play in Australia and New Zealand ... Thomas Edison reached state quarterfinals in 1988 and 1989 ... lettered in baseball (once) and basketball (twice) ... also received hoop accolades ... honorable mention all-city, all-metro and all-state basketball choice, according to *Tulsa World* ... plans to major in journalism ... parents—Fraser and Sharron O'Neil ... high school coach—Jim Cherry ... born Nov. 25, 1971, in Amarillo, Texas.

PARSONS, RAFE

DT ... 6-5 ... 280 ... Dexter, Mo. — Follows in footsteps of brother, Trey, who played at Missouri in 1985 and 1986 ... three-time letterwinner at Dexter High as both offensive and defensive tackle ... as a senior, had 95 tackles, including 80 solo stops ... received all-conference laurels at both positions in 1989 ... tabbed all-district as well ... also lettered twice in basketball ... business major ... parents—C.H. and Betty Parsons ... high school coach—Matt Haug ... born March 13, 1972, in Cape Girardeau, Mo.

PEDROTTI, MARC

OLB/TE ... 6-5 ... 210 ... Shawnee Mission, Kan. (Bishop Miege) — Played running back and linebacker at Bishop Miege in 1989 ... had 735 yards and eight touchdowns in 112 carries as a back ... recorded 101 solo tackles, six sacks, three fumble recoveries and two

pass interceptions, including for a touchdown ... named team MVP ... garnered first-team all-Eastern Kansas League, all-Sun County and all-state honors at running back and linebacker ... participated in 1990 Kansas East-West Shrine Game ... recognized as one of top players in nation by *Street and Smith's* ... led Bishop Miege to district and regional titles in 1988 and district crown in '89 ... also lettered in basketball (twice) and track (three seasons) ... senior class president who was a Cerebral Palsy Games volunteer ... honor roll student who has 4.20 GPA (on 5.0 scale) ... plans to major in engineering ... brother Mike played for Air Force Academy in 1987 ... parents—Richard and Maureen Pedrotti ... high school coach—Paul Brown ... born March 13, 1972, in Indianapolis, Ind.

POOLER, KYLE

PK ... 6-0 ... 175 ... Phoenix, Ariz. (Cactus) — Second-team high school all-America kicker according to *USA Today* ... holds Arizona state record with 62-yard field goal ... also owns Arizona mark for PATs (142) in a career ... finished prep career hitting 142 of 157 PATs and 16 of 28 field goal attempts ... first-team selection as junior and senior ... collected second-team all-conference honors as wide receiver ... grabbed 36 passes for 543 yards and four touchdowns ... team reached state semifinals in 1989 ... won state Class 4A title in 1987 ... also lettered in soccer (three times) and baseball (twice) ... led Cactus High soccer team to state title as a senior ... all-state selection in soccer twice ... plans to major in education ... parents — Dennis and Gwen Pooler ... uncle Bob Sweeney played basketball at Northwest Missouri State in 1971-73 ... high school coach — Larry Fetkenhier ... born May 29, 1972, in Phoenix, Ariz.

SALE, NIU

FS ... 5-9 ... 190 ... Carson, Calif. (Bishop Montgomery) — Transfers to Missouri from El Camino Junior College ... El Camino won junior college national championship in 1989 ... had 197 tackles and 11 interceptions in two seasons there ... two-time all-America choice ... tabbed player of the week five times in 1989 ... named Defensive Player of the Decade by California High School magazine ... twice an all-state selection ... brother, Ken, played for Coach Bob Stull at UTEP (1988-89) ... fire science major ... parents—Donald and Teresa Sale ... high school coach—Andy Zabatera ... will turn 21 when Tigers play season finale at Kansas ... born Nov. 17, 1969, in Caron, Calif.

SALLEE, BRIAN

QB/K ... 6-3 ... 175 ... Jackson, Tenn. (North Side) — Led North Side High to the District 13-AAA co-championship ... threw for 1,511 yards and 22 touchdowns as a senior ... connected on four of six field goal attempts and 13 of 16 extra-point tries ... selected District 13-AAA Player of the Year, first-team all-district and honorable mention all-state ... lettered three times in basketball and baseball ... outstanding student ... member of National Beta Club and Mu Alpha Theta ... comes from athletic family ... father, Alan Sr., played basketball at Villanova (1962-65), while brother, Alan Jr., played basketball at Winthrop College (1984-86) ...

business major ... parents—Alan and Kathleen Sallee ... high school coach—Bud Sikes ... born May 12, 1972, in St. Louis, Mo.

WAGGONER, MONTANA

CB ... 5-11 ... 185 ... Houston, Texas (Wheatley) — High school teammate of Oliver Andrews ... recruited as defensive back, but also played quarterback at Wheatley High ... rushed 93 times for 444 yards and eight TDs ... also completed 56 of 164 passes for 818 yards and seven TDs ... second-team all-district and all-Greater Houston choice ... four-time *Houston Post* Player of the Week ... named to Max Emfinger's Future Super Star List ... also recruited by Colorado, Houston and Rice ... parent—Betty Waggoner ... high school coach—Tommy Reaux ... born Nov. 27, 1971, in Houston, Texas.

WASHINGTON, MICHAEL

FB ... 6-2 ... 235 ... Monroe City, Mo. — Twice conference and district player of the year ... rushed for 1,700 yards and 22 touchdowns in 1989 ... gained 2,200 yards and scored 36 touchdowns as a junior ... named all-district in 1987-88-89 and first-team all-state in 1988-89 ... rated 13th best fullback in country by Max Emfinger's Future Super Star List ... three-year starter on Monroe City High basketball team ... also lettered three times in track ... tabbed all-conference, all-district and all-state in 1987-88-89 ... competed in high hurdles, long jump and 400 relay ... plans to major in commercial art ... parent—Maggie Washington ... high school coach—Dale Labruary ... born Jan. 3, 1972, in Hannibal, Mo.

WELLS, DETRICK

WR ... 6-0 ... 185 ... Paducah, Ky. (Tilghman) — Had impressive receiving stats in run-oriented offense ... caught 31 passes for 512 yards and six touchdowns and rushed 24 times for 412 yards as a senior ... also compiled 65 tackles as a defensive end ... as a junior at Tilghman High, grabbed 28 passes for 474 yards and 15 TDs and made 92 tackles ... captured all-state defensive end honors in 1988 and all-state wide receiver plaudits in 1989 ... performed for three Kentucky Class 3A runner-up teams ... named to Tom Lemmings all-South Team and "Best of the Rest Blue Chippers" by *The Sporting News* ... honorable mention all-American according to *USA Today* ... also lettered in track (four years) and was a member of four state championship teams ... won indoor state long jump title in 1990 ... solid student who was selected to attend a minority journalism workshop at Western Kentucky University in 1989 ... also recruited by Illinois, Kentucky, Louisville and Tennessee ... journalism major ... parents—Alvin Payne and Stephanie Wells ... high school coach—Allan Cox ... born Nov. 8, 1971, in Union City, Tenn.

1990 Missouri Tiger Depth Chart

Returning starters listed in CAPS

5 Tony VanZant, 6-1, 203, Jr.
22 Jason Oliver, 5-11, 169, Fr.
27 Sean Moore, 5-10, 197, Sr.

TB

2 Victor Bailey, 6-4, 191, So.
1 Skip Leach, 5-9, 169, Jr.
6 DAMON MAYS, 5-10, 168, Sr.

WR

46 Jimmy Collins, 5-11, 244, Sr.
33 Reggie Tate, 5-10, 218, So.
40 MICHAEL JONES, 6-2, 214, Sr.

FB

16 Phil Johnson, 6-5, 208, Fr.
13 Mark Ramstack, 6-3, 212, So.
7 KENT KIEFER, 6-1, 201, Sr.

QB

86 Larry Linthacum, 6-7, 247, Sr.
89 TIM BRUTON, 6-4, 247, Sr.

TE

81 Kenny Holly, 6-0, 174, Fr.
83 Byron Chamberlain, 6-2, 226, So.
4 LINZY COLLINS, 6-2, 182, Sr.

WR

73 Coby Crowl, 6-4, 265, So.
74 Russ McCullough, 6-9, 304, Jr.

RT

69 Jon Watkins, 6-3, 263, So.
68 KEN CHRISTENSEN, 6-5, 265, Jr.

RG

57 Doug Hembrough, 6-1, 260, So.
50 BRAD FUNK, 6-3, 277, So.

C

66 Bob Petrus, 6-5, 265, So.
76 DON WRIGHT, 6-4, 256, Jr.

LG

79 Mike Bedosky, 6-5, 288, Fr.
78 Rick Trumbull, 6-6, 293, Jr.

LT

LE

59 Rick Lyle, 6-6, 258, Fr.
90 Curtis Roberts, 6-4, 269, Jr.

LT

97 MARIO JOHNSON, 6-5, 314, Jr.
72 George Hunt, 6-3, 261, Fr.

RT

94 Jeff Harper, 6-2, 290, Sr.
70 Tim Burke, 6-2, 261, So.

RE

99 Rob Harper, 6-7, 262, Sr.
91 Derrick Watkins, 6-5, 258, Jr.

OLB

47 MIKE RINGGENBERG, 6-4, 232, So.
96 Jim Paluck, 6-5, 213, So.

MLB

34 Travis Condict, 6-1, 215, So.
Lance Noel, 6-1, 205, So.

OLB

92 STACY ELLIOTT, 6-4, 227, So.
88 Jerold Fletcher, 6-2, 231, Sr.

LC

28 Jermaine Wilkins, 6-3, 199, So.
17 Chip Fields, 5-9, 214, Fr.

RC

18 Sharron Washington, 6-0, 205, Jr.
23 Maurice Benson, 6-0, 183, So.

SS

21 Harry Colon, 6-0, 198, Sr.
20 Pat Ryan, 6-1, 196, So.

FS

24 Brad Scrivner, 6-0, 174, Jr.
29 Mike Jadtot, 6-4, 205, Fr.

1990 Alphabetical Roster

| NO | NAME | POS | HT | WT | BORN | YR | HOMETOWN (HIGH SCHOOL) |
|----|---------------------|-----|------|-----|------|-----|-------------------------------------|
| 71 | Tim Alvarado | OG | 6-7 | 274 | 71 | Fr. | Blue Springs, Mo. |
| | Keith Applegate | WR | 6-0 | 195 | 67 | So. | Columbia, Mo. (Hickman) |
| 2 | Victor Bailey | WR | 6-4 | 191 | 70 | So. | Fort Worth, Texas (Dunbar) |
| | * Dan Baker | K | 6-1 | 186 | 68 | Jr. | Kansas City, Mo. (Rockhurst) |
| 56 | Brad Bartlett | DE | 6-3 | 267 | 69 | So. | Germantown, Tenn. |
| 41 | Will Bass | MLB | 6-1 | 230 | 70 | Jr. | St. Louis, Mo. (Lindbergh) |
| 79 | Mike Bedosky | OT | 6-5 | 288 | 71 | Fr. | Jefferson City, Mo. |
| 23 | * Maurice Benson | CB | 6-0 | 183 | 70 | So. | Manhattan, Kan. |
| 89 | *** Tim Bruton | TE | 6-4 | 247 | 67 | Sr. | Houston, Texas (Madison) |
| 69 | Matt Burgess | C | 6-2 | 263 | 71 | Fr. | Springfield, Mo. (Parkview) |
| 70 | Tim Burke | DT | 6-2 | 261 | 70 | So. | St. Louis, Mo. (CBC) |
| | John Campbell | P | 6-3 | 185 | 68 | Sr. | Kansas City, Mo. (Rockhurst) |
| 83 | * Byron Chamberlain | WR | 6-2 | 226 | 71 | So. | Fort Worth, Texas (Eastern Hills) |
| 68 | * Ken Christensen | OG | 6-5 | 265 | 69 | Jr. | Florissant, Mo. (McCluer North) |
| 61 | * Chuck Cole | MLB | 5-10 | 224 | 69 | So. | Jefferson City, Mo. |
| 46 | * Jimmy Collins | FB | 5-11 | 244 | 67 | Sr. | E. St. Louis, Ill. (Assumption) |
| 4 | * Linzy Collins | WR | 6-2 | 182 | 69 | Sr. | St. Louis, Mo. (Lutheran North) |
| 21 | *** Harry Colon | SS | 6-0 | 198 | 69 | Sr. | Kansas City, Mo. (Washington) |
| 34 | * Travis Condict | MLB | 6-1 | 215 | 70 | So. | Springfield, Mo. (Glendale) |
| 95 | Tony Cooper | OLB | 6-4 | 215 | 68 | Jr. | Houston, Texas (Sugarland Clements) |
| 73 | Coby Crowl | OT | 6-4 | 265 | 70 | So. | Manhattan, Kan. |
| 55 | Chris Drossos | DE | 6-2 | 238 | 68 | Jr. | Carmel, Ind. |
| 45 | * Greg Dumas | OLB | 6-1 | 222 | 69 | Jr. | Norman, Okla. |
| 11 | Kenneth Dunn | WR | 5-11 | 180 | 72 | Fr. | E. St. Louis, Ill. |
| 92 | * Stacy Elliott | OLB | 6-4 | 227 | 70 | So. | Hackensack, N.J. |
| | Jeff Engbersen | SS | 6-0 | 190 | 68 | Jr. | San Ramon, Calif. |
| 17 | Chip Fields | CB | 5-9 | 214 | 70 | Fr. | LaMarque, Texas |
| 8 | * Leon Fisher | FS | 5-11 | 198 | 68 | Sr. | St. Louis, Mo. (Ladue) |
| 88 | *** Jerold Fletcher | OLB | 6-2 | 231 | 67 | Sr. | Bonner Springs, Kan. |
| | Paul Freeman | OG | 6-1 | 242 | 69 | So. | Kansas City, Mo. (Rockhurst) |
| 82 | David Frisch | TE | 6-6 | 240 | 70 | So. | House Springs, Mo. (Northwest) |
| 50 | * Brad Funk | C | 6-3 | 277 | 69 | So. | Plano, Texas |
| 49 | Kent Gardner | OLB | 6-2 | 219 | 70 | So. | Sugar Creek, Mo. (Van Horn) |
| | Randy Gish | K | 6-2 | 195 | 69 | Jr. | Pleasant Hill, Mo. |
| | Doug Gruenberg | MLB | 6-0 | 227 | 70 | So. | Flanders, N.J. |
| 12 | Jeff Handy | QB | 6-3 | 190 | 72 | Fr. | Blue Springs, Mo. |
| 94 | * Jeff Harper | DT | 6-2 | 290 | 66 | Sr. | Poynette, Wis. |
| 99 | * Rob Harper | DE | 6-7 | 262 | 67 | Sr. | Poynette, Wis. |
| 64 | Chris Harrison | OT | 6-3 | 258 | 70 | Fr. | St. Louis, Mo. (Chaminade) |
| 57 | Doug Hembrough | C | 6-1 | 260 | 69 | So. | Springfield, Ill. (Griffin) |
| | Darren Hillis | CB | 6-2 | 177 | 70 | So. | Dexter, Mo. |
| | Aaron Hillmann | MLB | 6-1 | 212 | 70 | So. | Ballwin, Mo. (Lafayette) |
| 81 | Kenny Holly | WR | 6-0 | 174 | 70 | Fr. | Kansas City, Kan. (Schlagle) |
| 85 | Kenneth Huggins | WR | 5-9 | 168 | 70 | Fr. | Dallas, Texas (Spruce) |
| 72 | George Hunt | DT | 6-3 | 261 | 71 | Fr. | New Madrid, Mo. |
| 3 | * Jeff Jacke | K | 6-0 | 185 | 70 | So. | Richardson, Texas (Pearce) |
| 32 | Mark Jackson | TB | 5-9 | 175 | 70 | Fr. | Kirkwood, Mo. |
| 29 | Mike Jadlot | FS | 6-4 | 205 | 71 | Fr. | Coppell, Texas |
| | Lance Jaquess | TE | 6-4 | 245 | 69 | Jr. | St. Louis, Mo. (Lutheran North) |
| 97 | * Mario Johnson | DT | 6-5 | 314 | 70 | Jr. | Florissant, Mo. (Hazelwood Central) |
| 14 | Phil Johnson | QB | 6-5 | 208 | 70 | Fr. | Springfield, Mo. (Kickapoo) |
| 40 | *** Michael Jones | FB | 6-2 | 214 | 69 | Sr. | Kansas City, Mo. (Southwest) |
| | Paul Kaminski | OLB | 6-2 | 219 | 69 | Fr. | St. Charles, Mo. (Duchesne) |
| 26 | * Ronnell Kayhill | TB | 5-9 | 185 | 70 | So. | Kansas City, Mo. (Ruskin) |
| 7 | * Kent Kiefer | QB | 6-1 | 201 | 67 | Sr. | Tempe, Ariz. (McClintock) |
| 1 | ** Skip Leach | WR | 5-9 | 169 | 69 | Jr. | Louisville, Ky. (Male) |
| 77 | ** Miles Leisman | OG | 6-2 | 275 | 68 | Sr. | Rock Port, Mo. |
| 86 | *** Larry Linthacum | TE | 6-7 | 247 | 67 | Sr. | Bethany, Mo. (South Harrison) |
| 15 | Chris Livingstone | QB | 6-5 | 233 | 71 | Fr. | St. Louis, Mo. (Country Day) |
| 60 | Jason Louvier | OT | 6-4 | 280 | 71 | Fr. | Broken Arrow, Okla. |

| NO | NAME | POS | HT | WT | BORN | YR | HOMETOWN (HIGH SCHOOL) |
|----|-----------------------|--------|------|-----|------|-----|--------------------------------------|
| 59 | Rick Lyle | DE | 6-6 | 258 | 71 | Fr. | Kansas City, Mo. (Hickman Mills) |
| 74 | * Russ McCullough | OT | 6-9 | 304 | 68 | Jr. | Olathe, Kan. (South) |
| | Matt Maher | MLB | 6-1 | 205 | 70 | So. | St. Louis, Mo. (Ladue) |
| 54 | Marcus Martin | MLB | 6-3 | 227 | 70 | So. | Birmingham, Ala. (Erwin) |
| 6 | * Damon Mays | WR | 5-10 | 168 | 68 | Sr. | Phoenix, Ariz. (Central) |
| | Shawn Mennenga | CB | 5-11 | 180 | 71 | Fr. | Melbourne, Iowa (Central) |
| 27 | *** Sean Moore | TB | 5-10 | 197 | 69 | Sr. | Springfield, Mo. (Central) |
| 87 | Matt Murray | TE | 6-5 | 220 | 72 | Fr. | Carbondale, Ill. |
| 48 | Ryan Murtaugh | MLB | 6-2 | 227 | 71 | Fr. | Omaha, Neb. (Creighton Prep) |
| | Chris Nenninger | DT | 6-1 | 262 | 70 | Fr. | St. Louis, Mo. (St. Mary's) |
| | Lance Noel | MLB | 6-1 | 205 | 70 | So. | Moberly, Mo. |
| 22 | Jason Oliver | TB | 5-11 | 169 | 71 | Fr. | Kansas City, Mo. (Ruskin) |
| 75 | John O'Neil | OT | 6-6 | 245 | 71 | Fr. | Tulsa, Okla. (Edison) |
| 96 | Jim Paluck | OLB | 6-5 | 213 | 69 | So. | Nesquehoning, Pa. (Panther Valley) |
| 98 | Rafe Parsons | DT | 6-5 | 280 | 72 | Fr. | Dexter, Mo. |
| 62 | Matt Pearce | OG | 6-2 | 244 | 70 | Fr. | Springfield, Mo. (Kickapoo) |
| 36 | Marc Pedrotti | OLB | 6-4 | 210 | 72 | Fr. | Shawnee Mission, Kan. (Bishop Miege) |
| | Sean Pernermon | OLB | 6-0 | 208 | 71 | Fr. | St. Louis, Mo. (Normandy) |
| 66 | Bob Petrus | OG | 6-5 | 265 | 70 | So. | St. Louis, Mo. (CBC) |
| | Troy Pike | OLB | 6-2 | 222 | 70 | Jr. | Independence, Mo. (Truman) |
| 30 | * Mark Plunkett | P/K | 6-1 | 204 | 69 | Jr. | Florissant, Mo. (Hazelwood Central) |
| 19 | Kyle Pooler | K | 6-0 | 175 | 72 | Fr. | Phoenix, Ariz. (Cactus) |
| 13 | Mark Ramstack | QB | 6-3 | 212 | 70 | So. | Santa Ana, Calif. (Mater Dei) |
| 43 | ** Tom Reiner | MLB | 6-1 | 235 | 69 | Jr. | San Ramon, Calif. |
| 47 | * Mike Ringgenberg | OLB | 6-4 | 232 | 70 | So. | Manhattan, Kan. |
| 90 | Curtis Roberts | DE | 6-4 | 269 | 68 | Jr. | Kansas City, Mo. (Southwest) |
| 53 | * Wes Robertson | OLB | 6-0 | 217 | 70 | So. | Carlisle, Pa. (Highland Park) |
| | Mike Rookstool | P | 6-2 | 215 | 68 | Sr. | Kansas City, Mo. (Winnetonka) |
| 65 | *** Chris Russell | DT | 6-0 | 256 | 68 | Sr. | Kansas City, Mo. (Rockhurst) |
| 67 | * Jim Russo | DT | 5-10 | 262 | 68 | Jr. | Florissant, Mo. (Hazelwood Central) |
| 20 | * Pat Ryan | SS | 6-1 | 196 | 69 | So. | Kansas City, Mo. (Rockhurst) |
| 90 | Niu Sale | FS | 5-9 | 190 | 69 | Jr. | Carson, Calif. (Bishop Montgomery) |
| 16 | Brian Sallee | QB/P/K | 6-3 | 175 | 72 | Fr. | Jackson, Tenn. (Northside) |
| 35 | * Mike Schlef | FB | 5-11 | 198 | 70 | So. | St. Charles, Mo. (Duchesne) |
| 24 | * Brad Scrivner | FS | 6-0 | 174 | 69 | Jr. | Jefferson City, Mo. |
| 33 | * Reggie Tate | FB | 5-10 | 218 | 69 | So. | Kansas City, Mo. (Hickman Mills) |
| 58 | * Andy Titone | MLB | 6-0 | 210 | 68 | Sr. | St. Louis, Mo. (Mehlville) |
| 51 | Arthur Trass | DT | 6-2 | 260 | 69 | Jr. | Columbia, Mo. (Hickman) |
| 78 | ** Rick Trumbull | OT | 6-6 | 293 | 67 | Sr. | St. Louis, Mo. (Parkway Central) |
| 52 | Cliff Turk | DE | 6-2 | 224 | 71 | Fr. | Bakersfield, Calif. (West) |
| 5 | * Tony VanZant | TB | 6-1 | 203 | 68 | Jr. | Florissant, Mo. (Hazelwood Central) |
| | Phil Vogler | P | 6-1 | 194 | 69 | So. | Rock Port, Mo. |
| 10 | Montana Waggoner | CB | 5-11 | 185 | 71 | Fr. | Houston, Texas (Wheatley) |
| 38 | Michael Washington | FB | 6-2 | 235 | 72 | Fr. | Monroe City, Mo. |
| 18 | ** Sharron Washington | CB | 6-0 | 205 | 69 | Jr. | St. Louis, Mo. (Hazelwood West) |
| 91 | Derrick Watkins | DE | 6-5 | 258 | 70 | Jr. | Huntington Beach, Calif. (Marina) |
| 63 | * Jon Watkins | OG | 6-3 | 263 | 70 | So. | Louisville, Ky. (Xavier) |
| | Jim Weir | K | 6-0 | 243 | 68 | Sr. | Florissant, Mo. (Hazelwood Central) |
| 80 | Detrick Wells | WR | 6-0 | 185 | 71 | Fr. | Paducah, Ky. (Tilghman) |
| 84 | * Lemmie Wells | TE | 6-1 | 232 | 69 | Jr. | Bowling Green, Mo. |
| 39 | * Tom White | FS | 6-0 | 195 | 67 | Jr. | Independence, Mo. (Truman) |
| | Inmon Wiley | CB | 6-2 | 197 | 70 | So. | Fort Worth, Texas (Dunbar) |
| 28 | * Jermaine Wilkins | CB | 6-3 | 199 | 70 | So. | Columbia, N.J. (Northern Burlington) |
| 76 | ** Don Wright | OG | 6-4 | 256 | 68 | Jr. | Columbia, Mo. (Hickman) |

1990 Numerical Roster

1 ** Skip Leach, WR, 5-9, 169, Jr.
2 Victor Bailey, WR, 6-4, 191, So.
3 * Jeff Jacke, K, 6-0, 185, So.
4 * Linzy Collins, WR, 6-2, 182, Sr.
5 * Tony VanZant, TB, 6-1, 203, Jr.
6 * Damon Mays, WR, 5-10, 168, Sr.
7 * Kent Kiefer, QB, 6-1, 201, Sr.
8 * Leon Fisher, FS, 5-11, 198, Sr.
9 Niu Sale, FS, 5-9, 190, Jr.
10 Montana Waggoner, CB, 5-11, 185, Fr.
11 Kenneth Dunn, WR, 5-11, 180, Fr.
12 Jeff Handy, QB, 6-3, 190, Fr.
13 Mark Ramstack, QB, 6-3, 212, So.
14 Phil Johnson, QB, 6-5, 208, Fr.
15 Chris Livingstone, QB, 6-5, 233, Fr.
16 Brian Sallee, QB/P/K, 6-3, 175, Fr.
17 Chip Fields, CB, 5-9, 214, Fr.
18 ** Sharron Washington, CB, 6-0, 205, Jr.
19 Kyle Pooler, K, 6-0, 175, Fr.
20 * Pat Ryan, SS, 6-1, 196, So.
21 *** Harry Colon, SS, 6-0, 198, Sr.
22 Jason Oliver, TB, 5-11, 169, Fr.
23 * Maurice Benson, CB, 6-0, 183, So.
26 * Ronnell Kayhill, TB, 5-9, 185, So.
27 *** Sean Moore, TB, 5-10, 197, Sr.
28 * Jermaine Wilkins, CB, 6-3, 199, So.
29 Mike Jadlot, FS, 6-4, 205, Fr.
30 * Mark Plunkett, P/K, 6-1, 204, Jr.
32 Mark Jackson, TB, 5-9, 175, Fr.
33 * Reggie Tate, FB, 5-10, 218, So.
34 * Travis Condit, MLB, 6-1, 215, So.
35 * Mike Schlef, FB, 5-11, 198, So.
36 Marc Pedrotti, OLB, 6-4, 210, Fr.
38 Michael Washington, FB, 6-2, 235, Fr.
39 * Tom White, FS, 6-0, 195, Jr.
40 *** Michael Jones, FB, 6-2, 214, Sr.
41 Will Bass, MLB, 6-1, 230, Jr.
43 ** Tom Reiner, MLB, 6-1, 235, Jr.
45 * Greg Dumas, OLB, 6-1, 222, Jr.
46 * Jimmy Collins, FB, 5-11, 244, Sr.
47 * Mike Ringgenberg, OLB, 6-4, 232, So.
48 Ryan Murtaugh, MLB, 6-2, 227, Fr.
49 Kent Gardner, OLB, 6-2, 219, So.
50 * Brad Funk, C, 6-3, 277, So.
51 Arthur Trass, DT, 6-2, 260, Jr.
52 Cliff Turk, DE, 6-2, 224, Fr.
53 * Wes Robertson, OLB, 6-0, 217, So.
54 Marcus Martin, MLB, 6-3, 227, So.
55 Chris Drossos, DE, 6-2, 238, Jr.
56 Brad Bartlett, DE, 6-3, 267, So.
57 Doug Hembrough, C, 6-1, 260, So.
58 * Andy Titone, MLB, 6-0, 210, Sr.
59 Rick Lyle, DE, 6-6, 258, Fr.
60 Jason Louvier, OT, 6-4, 280, Fr.
61 * Chuck Cole, MLB, 5-10, 224, So.
62 Matt Pearce, OG, 6-2, 244, Fr.
63 * Jon Watkins, OG, 6-3, 263, So.
64 Chris Harrison, OT, 6-3, 258, Fr.
65 *** Chris Russell, DT, 6-0, 256, Sr.
66 Bob Petrus, OG, 6-5, 265, So.
67 * Jim Russo, DT, 5-10, 262, Jr.
68 * Ken Christensen, OG, 6-5, 265, Jr.
69 Matt Burgess, C, 6-2, 263, Fr.
70 Tim Burke, DT, 6-2, 261, So.
71 Tim Alvarado, OG, 6-7, 275, Fr.
72 George Hunt, DT, 6-3, 261, Fr.

73 Coby Cowl, OT, 6-4, 265, So.
74 * Russ McCullough, OT, 6-9, 304, Jr.
75 John O'Neil, OT, 6-6, 245, Fr.
76 ** Don Wright, OG, 6-4, 256, Jr.
77 ** Miles Leisman, OG, 6-2, 275, Sr.
78 ** Rick Trumbull, OT, 6-6, 293, Sr.
79 Mike Bedosky, OT, 6-5, 288, Fr.
80 Detrick Wells, WR, 6-0, 185, Fr.
81 Kenny Holly, WR, 6-0, 174, Fr.
82 David Frisch, TE, 6-6, 240, So.
83 * Byron Chamberlain, WR, 6-2, 226, So.
84 * Lemmie Wells, TE, 6-1, 232, Jr.
85 Kenneth Huggins, WR, 5-9, 168, Fr.
86 *** Larry Linthacum, TE, 6-7, 247, Sr.
87 Matt Murray, TE, 6-5, 220, Fr.
88 *** Jerold Fletcher, OLB, 6-2, 231, Sr.
89 *** Tim Bruton, TE, 6-4, 247, Sr.
90 Curtis Roberts, DE, 6-4, 269, Jr.
91 Derrick Watkins, DE, 6-5, 258, Jr.
92 * Stacy Elliott, OLB, 6-4, 227, So.
94 * Jeff Harper, DT, 6-2, 290, Sr.
95 Tony Cooper, OLB, 6-4, 215, Jr.
96 Jim Paluck, OLB, 6-5, 213, So.
97 * Mario Johnson, DT, 6-5, 314, Jr.
98 Rafe Parsons, DT, 6-5, 280, Fr.
99 * Rob Harper, DE, 6-7, 262, Sr.

Co-Captains: QB Kent Kiefer
FB Michael Jones

PRONUNCIATIONS

Bedosky buh - DOSS - Kee
Bruton Brew - TONN
Colon COE - lun
Drossos DRO - sose
Dumas DOOM - us
Flajole FLAY - jull
Hembrough HEM - bro
Hoefer HO - tur
Jacke JACK - ee
Jadlot JAD - low
Jaquess JAY - kwess
Kiefer KEY - fur
Leisman LYS - munn
Louvier luh-VEER
Maher MAYOR
Noel NOLE
Paluck PAL - luck
Petrus PET - russ
Niu Sale NEW Saa - LEE
Titone tuh - TONE - ee
Sharron Washington shuh - RON
Telander TEE - lander

Summary of Personnel

RETURNING LETTERMEN (47)

Offense (23)

TE TIM BRUTON***
WR Byron Chamberlain*
OT KEN
CHRISTENSEN*
DS Chuck Cole*
FB Jimmy Collins*
WR LINZY COLLINS*
C BRAD FUNK*
FB MICHAEL JONES***
TB Ronnell Kayhill*
QB KENT KIEFER*
WR Skip Leach**
OG Miles Leisman**
TE Larry Linthacum***
WR DAMON MAYS*
OT Russ McCullough*
TB Sean Moore***
FB Mike Schlef*
FB Reggie Tate*
QB Rick Trumbull**
TB Tony VanZant*
OG Jon Watkins*
TE Lemmie Wells*
OT DON WRIGHT**

Defense (21)

CB Maurice Benson*
SS Harry Colon***
ILB Travis Condict*
OLB Greg Dumas*
OLB STACY ELLIOTT*
FS LEON FISHER*
OLB Jerold Fletcher***
NG Jeff Harper*
DT Rob Harper*
NG MARIO JOHNSON*
OLB MIKE
RINGGEBERG*
ILB Tom Reiner**
ILB Wes Robertson*
NG Chris Russell***
NG Jim Russo*
SS Pat Ryan*
CB Brad Scrivner*
ILB ANDY TITONE*
FS Sharron
Washington**
FS Tom White*
CB Jermaine Wilkins*

Kickers (3)

K DAN BAKER*
K Jeff Jacke*
P/K MARK PLUNKETT*

Returning starters
in ALL CAPS.

LETTERMEN LOST (25)

Offense (11)

TB Smiley Elmore***
SS Harry Colon***
C Jeff Gardner*
OG JAY
GREENWOOD**
OT Andy Lock****
WR Ron Pointer***
OG PETE SCOTT***
QB John Stollenwerck***
FB TOMMIE
STOWERS****
TE Steve Tabor*
OG David
Washington**
TB Jim White**

Defense (13)

DT LEE
JOHNSON****
CB ADRIAN JONES****
SS TED LePAGE***
ILB DARRIN
MACDONALD****
CB CORDELL
McKINNEY***
OLB A.J. Miller**
ILB Ted Monachino***
ILB Chad Mueller***
FS Charles Murphy****
OLB Brian Reeves***
CB Otis Smith**
DT Gene Snisky*
OT KEVIN WHITE****

Punter (1)

P Jimmie Michalski*

1989 REDSHIRTS (16)

Kenneth Huggins
George Hunt
Mike Jadtol
Phil Johnson
Chris Livingstone

Jason Louvier
Rick Lyle
Jason Oliver
Matt Pearce
Cliff Turk

RETURNING SQUADMEN (13)

Keith Applegate
Brad Bartlett
Tim Burke
John Campbell
Coby Crowl
Paul Freeman
David Frisch
Kent Gardner
Doug Gruenberg
Doug Hembrough
Aaron Hillmann
Lance Jaquess
Matt Maher
Marcus Martin
Lance Noel
Troy Pike
Curtis Roberts
Mike Rookstool

SCHOLARSHIP FRESHMEN (16)

Offense (9)
Kenneth Dunn
Jeff Handy
Mark Jackson
Ryan Lyons
Matt Murray
John O'Neil
Brian Sallee
Michael Washington
Detrick Wells

Defense (7)
Oliver Andrews
Richard Mims
Ryan Murtaugh
Rafe Parsons
Marc Pedrotti
Kevin Skinner
Montana Waggoner

TRANSFERS (10)

Offense (1)
Victor Bailey

Defense (9)
Will Bass
Tony Cooper
Chris Drossos

Jeff Engberson
Darren Hillis
Niu Sale
Arthur Trass
Derrick Watkins
Inmon Wiley

CLASS BREAKDOWN

Freshmen (36)

Tim Alvarado
Oliver Andrews
Mike Bedosky
Matt Burgess
Kenneth Dunn
Chip Fields
Jeff Handy
Chris Harrison
Kenny Holly
Kenneth Huggins
George Hunt
Mark Jackson
Mike Jadtol
Phil Johnson
Paul Kaminski
Chris Livingstone
Jason Louvier
Rick Lyle
Ryan Lyons
Shawn Mennenga
Richard Mims
Matt Murray
Ryan Murtaugh

Chris Nenninger
John O'Neil
Jason Oliver
Rafe Parsons
Matt Pearce
Marc Pedrotti
Sean Perneron
Brian Sallee
Kevin Skinner
Cliff Turk
Montana Waggoner
Michael Washington
Detrick Wells

Sophomores (35)

Keith Applegate
Victor Bailey
Brad Bartlett
Maurice Benson
Tim Burke
Byron Chamberlain
Chuck Cole
Travis Condict
Coby Crowl
Stacy Elliott
Paul Freeman
David Frisch
Brad Funk
Kent Gardner
Doug Gruenberg
Doug Hembrough
Darren Hillis
Aaron Hillmann
Jeff Jacke
Ronnell Kayhill
Matt Maher
Marcus Martin
Lance Noel
Jim Paluck

Bob Petrus
Mark Ramstack
Mike Ringgenberg
Wes Robertson
Pat Ryan
Mike Schlef
Reggie Tate
Phil Vogler
Jon Watkins
Inmon Wiley
Jermaine Wilkins

Juniors (25)

Dan Baker
Will Bass
Ken Christensen
Tony Cooper
Chris Drossos
Greg Dumas
Jeff Engberson
Randy Gish
Lance Jaquess
Mario Johnson
Skip Leach
Russ McCullough
Troy Pike
Mark Plunkett
Tom Reiner
Curtis Roberts
Jim Russo
Niu Sale
Brad Scrivner
Arthur Trass
Tony VanZant
Sharron Washington
Jon Watkins
Lemmie Wells
Don Wright

Seniors (21)

Tim Bruton
John Campbell
Jimmy Collins
Linzy Collins
Harry Colon
Leon Fisher
Jerold Fletcher
Jeff Harper
Rob Harper
Michael Jones
Kent Kiefer
Miles Leisman
Larry Linthacum
Damon Mays
Sean Moore
Mike Rookstool
Chris Russell
Andy Titone
Rick Trumbull
Jim Weir
Tom White

In-Season Tiger Birthdays

| <i>Birthdate</i> | <i>Name</i> | <i>Birthplace</i> | <i>Will Turn</i> |
|------------------|----------------------|---------------------|------------------|
| 67 | * Jerold Fletcher | Kansas City, Kan. | 23 |
| 68 | Tony Cooper | Houston, Texas | 22 |
| 71 | Richard Mims | Tyler, Texas | 19 |
| 67 | Tim Bruton | Nacogdoches, Texas | 23 |
| 69 | * Brad Funk | Springfield, Mo. | 21 |
| 70 | Chip Fields | Galveston, Texas | 20 |
| 68 | Jeff Engberson | San Leandro, Calif. | 22 |
| 67 | Jimmy Collins | St. Louis, Mo. | 23 |
| 54 | COACH KEN FLAJOLE | Seattle, Wash. | 36 |
| 67 | * Larry Linthacum | Bethany, Mo. | 23 |
| 70 | Kenneth Huggins | Dallas, Texas | 20 |
| 67 | * Keith Applegate | Kansas City, Mo. | 23 |
| 69 | * Phil Vogler | Rock Port, Mo. | 21 |
| 71 | Byron Chamberlain | Honolulu, Hawaii | 19 |
| 67 | Rob Harper | Gary, Ind. | 23 |
| 70 | Chris Harrison | St. Louis, Mo. | 20 |
| 67 | Kent Kiefer | Scottsdale, Ariz. | 23 |
| 70 | Matt Pearce | Springfield, Mo. | 20 |
| 71 | Jason Louvier | Tulsa, Okla. | 19 |
| 68 | Russ McCullough | Kansas City, Kan. | 22 |
| 69 | * Paul Kaminski | St. Louis, Mo. | 21 |
| 70 | * Jermaine Wilkins | Albany, N.Y. | 20 |
| 70 | Phil Johnson | Baton Rouge, La. | 20 |
| 68 | Don Wright | Springfield, Mo. | 22 |
| 49 | COACH MICHAEL CHURCH | Madeira, Calif. | 40 |
| 68 | Curtis Roberts | Kansas City, Mo. | 22 |
| 70 | Mark Jackson | Detroit, Mich. | 20 |
| 69 | * Niu Sale | Caron, Calif. | 21 |

* game day in 1990

1990 Geographical Roster

MISSOURI (64)

Ballwin — Aaron Hillmann
Bethany — Larry Linthacum
Blue Springs — Tim Alvarado, Jeff Handy
Bowling Green — Lemmie Wells
Columbia — Keith Applegate, Arthur Trass, Don Wright
Dexter — Darren Hillis, Rafe Parsons
Elmer — Troy Pike
Florissant — Ken Christensen, Mario Johnson, Mark Plunkett, Jim Russo, Tony VanZant, Jim Weir
House Springs — David Frisch
Independence — Tom White
Jefferson City — Mike Bedosky, Chuck Cole, Brad Scrivner
Kansas City — Dan Baker, John Campbell, Harry Colon, Paul Freeman, Michael Jones, Ronnell Kayhill, Rick Lyle, Jason Oliver, Curtis Roberts, Mike Rookstool, Chris Russell, Pat Ryan, Reggie Tate
Kirkwood — Mark Jackson
Moberly — Lance Noel
Monroe City — Michael Washington
New Madrid — George Hunt
Pleasant Hill — Randy Gish
Rock Port — Miles Leisman, Phil Vogler
St. Charles — Paul Kaminski, Mike Schlef
St. Louis — Will Bass, Tim Burke, Linzy Collins, Leon Fisher, Chris Harrison, Lance Jaquess, Chris Livingston, Matt Maher, Chris Nenninger, Sean Pendermon, Bob Petrus, Andy Titone, Rick Trumbull, Sharron Washington
Springfield — Matt Burgess, Travis Condict, Phil Johnson, Sean Moore, Matt Pearce
Sugar Creek — Kent Gardner

TEXAS (11)

Coppell — Mike Jadlot
Dallas — Kenneth Huggins
Fort Worth — Victor Bailey, Byron Chamberlain, Inmon Wiley
Houston — Tim Bruton, Tony Cooper, Montana Waggoner
LaMarque — Chip Fields
Plano — Brad Funk
Richardson — Jeff Jacke

KANSAS (7)

Bonner Springs — Jerold Fletcher
Kansas City — Kenny Holly
Manhattan — Maurice Benson, Coby Crowl, Mike Ringgenberg
Olathe — Russ McCullough
Shawnee Mission — Marc Pedrotti

CALIFORNIA (6)

Bakersfield — Cliff Turk

Huntington Beach — Derrick Watkins
San Ramon — Jeff Engberson, Tom Reiner
Santa Ana — Mark Ramstack
Torrance — Niu Sale

ILLINOIS (4)

Carbondale — Matt Murray
E. St. Louis — Jimmy Collins, Kenneth Dunn
Springfield — Doug Hembrough

KENTUCKY (3)

Louisville — Skip Leach, Jon Watkins
Paducah — Detrick Wells

NEW JERSEY (3)

Columbus — Jermaine Wilkins
Flanders — Doug Gruenberg
Hackensack — Stacy Elliott

OKLAHOMA (3)

Broken Arrow — Jason Louvier
Norman — Greg Dumas
Tulsa — John O'Neil

ARIZONA (3)

Phoenix — Damon Mays, Kyle Pooler
Tempe — Kent Kiefer

PENNSYLVANIA (2)

Carlisle — Wes Robertson
Nesquehoning — Jim Paluck

TENNESSEE (2)

Germantown — Brad Bartlett
Jackson — Brian Sallee

WISCONSIN (2)

Poynette — Jeff Harper, Rob Harper

ALABAMA (1)

Birmingham — Marcus Martin

INDIANA (1)

Carmel — Chris Drossos

IOWA (1)

Melbourne — Shawn Mennenga

NEBRASKA (1)

Omaha — Ryan Murtaugh

Strength/Conditioning Program

The collegiate football season lasts from September until November, but the strength and conditioning program at Missouri runs year-round, under the guidance of strength coaches Dave Toub, Bob Jones and Don Sommer.

According to Toub, the program is designed to develop and enhance each student-athlete's performance through strength, flexibility, conditioning and nutrition.

During the offseason, each Tiger receives a conditioning book which outlines a position-specific training program. Toward the end of the summer, the athletes work on their anaerobic condition and perform position-specific running.

For example, 60 members of the Missouri varsity, who attended summer school or live in Columbia during the summer, worked out four times per week, for a total of five hours, this past summer. They condition three days per week, and work on their plyometrics two times a week. Plyometrics bridge the gap between strength and speed.


When the Tigers arrive in Columbia in the fall, each athlete is run through a series of tests. During that time, both strengths and weaknesses are determined. The strength and conditioning staff set up a program which will build on the athlete's strengths and diminish his weaknesses.

Once the session begins, the travel squad will lift weights twice a week. The Tigers lift heavy on Monday of each week, and then go through speed work on Wednesday. This speed work puts emphasis on specific skills, i.e. lineman would work out on bench press and back squat.

Players who don't make the travel squad could work out as many as six times per week, depending upon each student-athlete's weight program.

Following the conclusion of the fall season, the players start their winter conditioning program in January which lasts until March. The annual "Mizzou Lift-Off" culminates the program and kicks off spring drills.

Under the competitive nature of the "Lift-Off," the Tigers were able to increase the number of players who can back squat 500 pounds from four in spring 1989 to 23 in the spring of this year.



MISSOURI TEAM BESTS

by Position

Bench Press

| | | |
|--------------------|--------------------|----------|
| Offensive Linemen: | Miles Leisman | 420 lbs. |
| Defensive Linemen: | Mario Johnson | 440 lbs. |
| Linebackers: | Chris Drossos | 445 lbs. |
| Tight Ends: | Tim Bruton | 335 lbs. |
| Receivers: | Damon Mays | 275 lbs. |
| Defensive Backs: | Sharron Washington | 330 lbs. |
| Offensive Backs: | Michael Jones | 345 lbs. |
| Quarterbacks: | Kent Kiefer | 300 lbs. |
| Kickers: | Mark Plunkett | 305 lbs. |

Back Squats

| | | |
|--------------------|-------------------|----------|
| Offensive Linemen: | Miles Leisman | 580 lbs. |
| Defensive Linemen: | Jim Russo | 655 lbs. |
| Linebackers: | Chris Drossos | 600 lbs. |
| Tight Ends: | Lemmie Wells | 525 lbs. |
| Receivers: | Byron Chamberlain | 500 lbs. |
| Defensive Backs: | Harry Colon | 500 lbs. |
| | Jermaine Wilkins | |
| Offensive Backs: | Jim Collins | 575 lbs. |
| Quarterbacks: | Phil Johnson | 405 lbs. |
| Kickers: | Mike Rookstool | 385 lbs. |

Power Cleans

| | | |
|--------------------|------------------|----------|
| Offensive Linemen: | Ken Christensen | 300 lbs. |
| Defensive Linemen: | Jeff Harper | 350 lbs. |
| Linebackers: | Mike Ringgenberg | 325 lbs. |
| Tight Ends: | David Frisch | 280 lbs. |
| Receivers: | Keith Applegate | 240 lbs. |
| Defensive Backs: | Harry Colon | 310 lbs. |
| Offensive Backs: | Michael Jones | 295 lbs. |
| Quarterbacks: | Phil Johnson | 265 lbs. |
| Kickers: | Mike Rookstool | 260 lbs. |

40-Yard Dash

| | | |
|--------------------|----------------|-----------|
| Offensive Linemen: | Don Wright | 4.97 sec. |
| Defensive Linemen: | Curtis Roberts | 4.77 sec. |
| Linebackers: | Stacy Elliott | 4.59 sec. |
| Tight Ends: | Tim Bruton | 4.61 sec. |
| Receivers: | Damon Mays | 4.36 sec. |
| Defensive Backs: | Harry Colon | 4.48 sec. |
| Offensive Backs: | Michael Jones | 4.44 sec. |
| Quarterbacks: | Phil Johnson | 4.51 sec. |
| Kickers: | Mark Plunkett | 4.58 sec. |

Vertical Jump

| | | |
|--------------------|------------------|-------------|
| Offensive Linemen: | Coby Crowl | 30 inches |
| Defensive Linemen: | Rick Lyle | 28.5 inches |
| Linebackers: | Chris Drossos | 29.5 inches |
| Tight Ends: | Lemmie Wells | 32.5 inches |
| Receivers: | Damon Mays | 34 inches |
| Defensive Backs: | Jermaine Wilkins | 37 inches |
| Offensive Backs: | Michael Jones | 35 inches |
| Quarterbacks: | Phil Johnson | 32.5 inches |
| Kickers: | Mark Plunkett | 28.5 inches |

1990 Opponents

MISSOURI ROAD HEADQUARTERS

Members of the media needing room reservations should contact the hotels listed below directly, or contact Sports Information Director Bob Brendel at least 10 days in advance.

Sept. 22 — at Indiana . . . Team arrives Fri., Sept. 21

Four Winds - A Clarion Resort, Lake Monroe, P.O. Box 160, Bloomington, Ind. 47402, (812) 824-9904. Contact: Cheryl Hawrys.

Oct. 13 — at Nebraska . . . Team arrives Fri., Oct. 12

Holiday Inn/Holidome, 5250 Cornhusker Highway, Lincoln, Neb. 68504, (402) 484-3171. Contact: Karen Gottberg.

Oct. 27 — at Oklahoma State . . . Team arrives Fri., Oct. 26

Holiday Inn/Holidome, 2515 W. 6th Avenue, Stillwater, Okla. 74074, (405) 372-0800. Contact: Debra Higgins.

Nov. 10 — at Iowa State . . . Team arrives Fri., Nov. 9

Park Inn, 1206 S. Duff, Ames, Iowa 50010, (515) 232-3410. Contact: Jolene Miller.

Nov. 17 — at Kansas . . . Team arrives Fri., Nov. 16

Doubletree Hotel, 10100 College Blvd., Overland Park, Kan. 66210, (913) 451-6100. Contact: Joan Farka.

Columbia-area hotels are listed on page 149.

SPORTS INFORMATION DIRECTORY

| School | SID | Office | Home | FAX |
|--------------------------------|-------------------|--------------|--------------|--------------|
| TCU | Glen Stone | 817-921-7969 | 817-294-0331 | 817-921-7964 |
| Utah State | Craig Hislop | 801-750-1361 | 801-752-7101 | 801-750-615 |
| Indiana | Kit Klingelhoffer | 812-855-2421 | 812-332-4990 | 812-855-9401 |
| Arizona State | Mark Brand | 602-965-6592 | 602-897-6091 | 602-965-5408 |
| Colorado | Dave Plati | 303-492-5626 | 303-530-9533 | 303-492-3811 |
| Nebraska | Tom Simons | 402-472-2263 | 402-421-1789 | 402-472-2005 |
| Kansas State | Kenny Mossman | 913-532-6735 | 913-539-2545 | 913-532-6093 |
| Oklahoma State | Steve Buzzard | 405-744-5749 | 405-624-2267 | 405-744-7754 |
| Oklahoma | Mike Treps | 405-325-8225 | 405-364-9392 | 405-325-7623 |
| Iowa State | Dave Starr | 515-294-3372 | 515-292-5404 | 515-294-0558 |
| Kansas | Doug Vance | 913-864-3417 | 913-841-1247 | 913-864-7944 |
| Big Eight Conference | Jeff Bollig | 816-471-5088 | 913-962-9224 | 816-471-4601 |
| | Deb Nelson | 816-471-5088 | 816-531-7937 | |

QUICK SERIES NOTES

TCU — Second year in a row teams have played in Columbia.

Utah State — Fourth time schools have played and each game has been played in Columbia.

Indiana — Sixth straight year the schools have played, and second year in a row game has been played in Bloomington. Tigers haven't beaten the Hoosiers since 1954. Series continues through 1992.

Arizona State — First time Missouri has played a Pac-10 school in Columbia, since 1985. Missouri AD Dick Tamburo formerly held same position at Arizona State.

Colorado — Buffaloes have won five straight games over the Tigers, following a period in which Missouri won six straight.

Nebraska — Huskers have won 11 straight from the Tigers. Last Tiger win came in Lincoln, in 1978, capping a period in which MU won in Lincoln in 1974-76-78.

Kansas State — Missouri has won four in a row.

Oklahoma State — Cowboys have won six in a row, but four of those games were decided by a total of 11 points.

Oklahoma — Sooners have won six in a row since MU shut them out, 10-0, in 1983, in Columbia.

Iowa State — In the decade of the 1980s, the series was deadlocked, 4-4-2. Missouri has won last three games played in Ames.

Kansas — Oldest collegiate rivalry west of the Mississippi River, and second oldest in Division I.

Tiger Traditions

WHY TIGERS?

The nickname "Tigers," given to Mizzou's athletic teams, traces its origin to the Civil War period. At that time, plundering guerilla bands habitually raided small towns, and Columbia people constantly feared an attack. Such organizations as temporary "home guards" and vigilance companies banded together to fight off any possible forays.

The town's preparedness discouraged any guerilla activity and the protecting organization began to disband in 1854. However, it was rumored that a guerilla band, led by the notorious Bill Anderson, intended to sack the town. Quickly organized was an armed guard of Columbia citizens, who built a blockhouse and fortified the old courthouse in the center of town. This company was called "The Missouri Tigers."

The marauders never came. The reputation of the intrepid "Tigers" presumably traveled abroad, and Anderson's gang detoured around Columbia.

Soon after Missouri's first football team was organized in 1890, the athletic committee adopted the nickname "Tigers" in official recognition of those Civil War defenders.

TIGER TROPHY GAMES

Indian War Drum . . . Issued to the winner of the Missouri-Kansas football game . . . Originated in 1935. Trophy was conceived as Indian in nature by a couple of Mizzou alumni, since Osage Indians roamed the plains of Kansas and Missouri long before the state universities were founded . . . Original intent was to stimulate new interest in longtime series that had dwindled during the Depression of the '30s and MU's alltime low in football victories . . . Supposedly authentic Indian drum was purchased in a Kansas City pawn shop, and new drum was acquired prior to 1986 game . . . Autographed originally on both drum heads by KU and MU alumni . . . Tradition was temporarily forgotten for a few years but resumed on an annual basis in 1947 . . . The first game ended in a scoreless tie.

Missouri-Nebraska Bell . . . Issued to the winner of the Missouri-Nebraska football game . . . Originated in 1927. Laid aside in World War II years, and later resurrected in 1947 . . . Bell was originally stolen from a Negro church in Seward, Neb., by two Nebraska fraternities (Phi Delta Theta and Delta Tau Delta) who shared the same house . . . When each fraternity moved to separate living quarters, they battled for possession of the bell each year in a specified contest—athletic or academic . . . When in 1927, Missouri proposed a suitable trophy be established for the MU-Nebraska football rivalry, the bell was suggested and adopted — engraved on one side with an "M" and on the other with an "N" . . . At Mizzou, the bell is cared for by the QEBH Society, while the Nebraska caretaker is the Innocents Society of Nebraska . . . Missouri won the first game, 7-6.

Tiger-Sooner Peace Pipe . . . Ceremony of smoking the old pipe was inaugurated in 1929 by Chester M. Brewer, Mizzou's director of athletics, and by members of Mystical Seven, a University of Missouri honorary group . . . The peace pipe was donated by a Mr. R. L. Hill, an "M" man and former president of the Missouri student body . . . Ceremony takes place during halves, with Mystical Seven representing Missouri, and a similar organization representing Oklahoma . . . Missouri won the first game, 13-0.


Telephone Trophy . . . Issued to the winner of the Missouri-Iowa State football game . . . Originated in 1959. The strangest of circumstances got this rivalry underway . . . Prior to the 1959 game in Ames, a Missouri assistant coach put on his headset in the press box and got a big surprise—he could hear the Iowa State coaches chatting, since the wires were crossed and each side could hear the other . . . Northwestern Bell of Ames donated the trophy, made of Alexander Graham Bell's chief invention . . . Missouri won the first game, 14-0.

Game #1


Texas Christian

Sept. 8
Faurot Field

1:30 p.m. CDT
Columbia, Mo.



Jim Wacker



Roosevelt Collins

Location Fort Worth, Texas 76129
 Enrollment 7,000
 Nickname Horned Frogs
 Colors Purple and White
 Conference Southwest
 Home Stadium Amon Carter Stadium (46,000 - Superturf)
 Press Box Phone 817/921-7981
 Athletic Director Frank Windegger
 Head Coach Jim Wacker (Valparaiso '60)
 Career Record 131-81-3, 19 years
 Record at TCU 28-48-2, 7 years
 Football Office Phone 817/921-7970
 Best Time to Reach Wacker 11-1, M-F
 Sports Information Director Glen Stone
 Office Phone 817/921-7969
 Home Phone 817/294-0331
 FAX 817/921-7964
 Assistant SID Kent Johnson, 817/377-4308 (H)
 1989 Record 4-7-0, 2-5 SWC (6th)
 Lettermen Returning/Lost 47/15
 Offensive Starters Returning/Lost 8/3
 Defensive Starters Returning/Lost 7/4
 Basic Offense Run 'n Shoot
 Basic Defense 4-3
 Top Returning Rusher TC Yds. Avg. TD
 Tony Darthard, Sr. 192 854 4.4 5
 Top Returning Passer C- A- I Pct. Yds. TD
 Leon Clay, So. 31-60-6 .556 445 3
 Top Returning Receiver No. Yds. Avg. TD
 Michael Jackson, So. 42 411 9.8 1
 Offensive Players To Watch: RB Tony Darthard, QB Leon Clay,
 SB Michael Jackson, OG Mike Sullivan, WR Stephen Shipley,
 TE Kelly Blackwell
 Defensive Players To Watch: DE Roosevelt Collins, LB Jason Cau-
 ble, S Levoil Crump, LB Richard Booker
 Top Newcomers (Yr., Pos.): LB Scott Hines, Jr.; QB Matt Vogler, Jr.

1990 SCHEDULE

S 1 Washington St.
 S 8 at Missouri
 S 22 Oklahoma St.
 S 29 at SMU
 O 6 at Arkansas
 O 13 Rice
 O 27 Baylor
 N 3 at Houston
 N 10 Texas Tech
 N 17 Texas
 N 24 at Texas A&M

1989 RESULTS


10 at Missouri 14
 7 Texas A&M 44
 19 S. Mississippi 17
 28 SMU 10
 19 Arkansas 41
 30 at Rice 16
 27 Air Force 9
 9 at Baylor 27
 10 Houston 55
 7 at Texas Tech 37
 17 at Texas 31

Game #2


Utah State

Sept. 15
Faurot Field

1:30 p.m. CDT
Columbia, Mo.



Chuck Shelton



Greg Haynes

Location Logan, Utah 84322
 Enrollment 12,650
 Nickname Aggies
 Colors Navy Blue and White
 Conference Big West
 Home Stadium Romney Stadium (30,257 - Grass)
 Press Box Phone 801/750-1686
 Athletic Director Rod Tueller
 Head Coach Chuck Shelton (Pittsburg St. '61)
 Career Record 56-87-0, 13 years
 Record at Utah State 16-28-0, 4 years
 Football Office Phone 801/750-1849
 Best Time to Reach Shelton 8-12, M-F
 Sports Information Director Craig Hislop
 Office Phone 801/750-1361
 Home Phone 801/752-7101
 FAX 801/750-2615
 Assistant SID Tim Monsell, 801/753-1987 (H)
 1989 Record 4-7-0, 4-3 BWC (4th)
 Lettermen Returning/Lost 38/16
 Offensive Starters Returning/Lost 5/6
 Defensive Starters Returning/Lost 8/3
 Basic Offense Pro-Sect
 Basic Defense "52"
 Top Returning Rusher TC Yds. Avg. TD
 D.C. Coleman, Sr. 6 14 2.3 0
 Top Returning Passer C- A- I Pct. Yds. TD
 Kirk Johnson, Jr. 127-286-15 .444 1862 8
 Top Returning Receiver No. Yds. Avg. TD
 Rod Moore, Jr. 27 434 16.1 3
 Offensive Players To Watch: WR Rod Moore, TE Ryan Duve, RB
 Roger Grant, QB Kirk Johnson
 Defensive Players To Watch: CB Greg Haynes, ILB Kevin
 Bouwman, ILB Del Lyles, OLB Tom Hansen, NG Rob VanDePol,
 CB Scott Munson, SS Toby Tyler
 Top Newcomers (Yr., Pos.): RB Roger Grant, Jr.; OT Charlie Smith,
 Jr.; OT Kip Loy, Jr.

1990 SCHEDULE

S 1 Utah
 S 8 Long Beach St.
 S 15 at Missouri
 O 6 at Oregon
 O 13 at Fresno St.
 O 20 at San Jose St.
 O 27 Nevada-Las Vegas
 N 3 New Mexico St.
 N 10 at Cal St. Fullerton
 N 17 Pacific
 N 24 at BYU

1989 RESULTS


10 at Utah 45
 10 at USC 66
 2 at Illinois 41
 10 BYU 37
 34 Fullerton St. 23
 7 Fresno State 34
 28 at New Mexico St. 13
 38 at Pacific 10
 7 San Jose St. 33
 27 at Nevada-Las Vegas 22
 18 at Long Beach St. 31

Game #3


Indiana

Sept. 22
Memorial Stadium

1:00 p.m. EST
Bloomington, Ind.



Bill Mallory



Mike Dumas

Location Bloomington, Ind. 47405
 Enrollment 33,000
 Nickname Hoosiers
 Colors Cream and Crimson
 Conference Big Ten
 Home Stadium Memorial Stadium (52,354 - Astroturf)
 Press Box Phone 812/855-2754
 Athletic Director Ralph Floyd
 Head Coach Bill Mallory (Miami, OH '57)
 Career Record 130-88-2, 20 years
 Record at Indiana 31-37-1, 6 years
 Football Office Phone 812/855-9618
 Best Time to Reach Mallory 11:30-1, M-Th
 Sports Information Director Kit Klingelhoffer
 Office Phone 812/855-2421
 Home Phone 812/332-4990
 FAX 812/855-9401
 Assistant SID Brian Teter, Home Phone TBA
 1989 Record 5-6-0, 3-5 Big Ten (T6th)
 Lettermen Returning/Lost 38/16
 Offensive Starters Returning/Lost 5/6
 Defensive Starters Returning/Lost 10/1
 Basic Offense I-Formation with variations
 Basic Defense "50" with 4-3
Top Returning Rusher TC Yds. Avg. TD
 Cal Miller, Sr. 44 221 5.0 0
Top Returning Passer C- A- I Pct. Yds. TD
 Trent Green, So. 7-10-0 .700 59 0
Top Returning Receiver No. Yds. Avg. TD
 Eddie Thomas, So. 38 559 14.7 7
Offensive Players To Watch: FB Cal Miller, WR Eddie Thomas,
 WR Scott McGowan, TE Todd Walker
Defensive Players To Watch: FS Mike Dumas, CB Mike Middleton,
 SS Dave Ane, LB Mark Hagen, OLB Greg Farrall, DT Nolan
 Harrison

1990 SCHEDULE

S 15 at Kentucky
 S 22 Missouri
 S 29 E. Michigan
 O 6 at Northwestern
 O 13 Ohio St.
 O 20 at Minnesota
 O 27 Michigan
 N 3 at Michigan St.
 N 10 Wisconsin
 N 17 Illinois
 N 24 at Purdue

1989 RESULTS


14 at Kentucky 17
 24 Missouri 7
 32 Toledo 2
 43 Northwestern 11
 31 at Ohio St. 35
 28 Minnesota 18
 10 at Michigan 38
 20 Michigan St. 51
 45 at Wisconsin 17
 28 at Illinois 41
 14 Purdue 15

Game #4


Arizona State

Sept. 29
Faurot Field

1:30 p.m. CDT
Columbia, Mo.



Larry Marmie



Paul Justin

Location Tempe, Ariz. 85287
 Enrollment 43,426
 Nickname Sun Devils
 Colors Maroon and Gold
 Conference Pacific-10
 Home Stadium Sun Devil Stadium (74,865 - Grass)
 Press Box Phone 602/965-6207
 Athletic Director Charles Harris
 Head Coach Larry Marmie (E. Kentucky '65)
 Career Record 12-9-1, 2 years
 Record at ASU 12-9-1, 2 years
 Football Office Phone 602/965-3429
 Best Time to Reach Marmie 8-12, M-F
 Sports Information Director Mark Brand
 Office Phone 602/965-6592
 Home Phone 602/897-6091
 FAX 602/965-4200
 Assistant SID Scott Dupree, 602/966-7144 (H)
 Assistant SID Rich Wanninger, 602/345-2826 (H)
 1989 Record 6-4-1, 3-3-1 Pac-10 (5th)
 Lettermen Returning/Lost 33/16
Offensive Starters Returning/Lost 5/6
Defensive Starters Returning/Lost 8/3
 Basic Offense "I" and Split-Back
 Basic Defense Multiple
Top Returning Rusher TC Yds. Avg. TD
 Kelvin Fisher, Jr. 83 409 4.9 3
Top Returning Passer C- A- I Pct. Yds. TD
 Paul Justin, Sr. 183-314-10 .583 2591 17
Top Returning Receiver No. Yds. Avg. TD
 Eric Gulliford, So. 17 264 15.5 1
Offensive Players To Watch: QB Paul Justin, FB Kelvin Fisher,
 TE Ryan McReynolds, WR Eric Gulliford
Defensive Players To Watch: FS Nathan LaDuke, QT Mark Hayes,
 DT Shane Collins, LB Darren Woodson
Top Newcomers (Yr., Pos.): TB Larry Boyd, So.; OL Eric Ipock,
 So.; RB Reggie Yarbrough, Jr.

1990 SCHEDULE

S 8 Baylor
 S 15 Colorado State
 S 29 at Missouri
 O 6 Washington
 O 13 California
 O 20 at Oregon
 O 27 Southern California
 N 3 Oregon State
 N 10 at Washington State
 N 24 at Arizona
 D 1 Houston (Toyko)

1989 RESULTS

0 Kansas State 31
 21 San Jose State 28
 7 Houston 36
 19 Missouri 3
 14 at UCLA 33
 17 at Oregon State 17
 7 Oregon 27
 44 Washington State 39
 34 at Washington 32
 30 Stanford 22
 10 Arizona 28

Game #5

Colorado

Oct. 6


Faurot Field

1:30 p.m. CDT

Columbia, Mo.



Bill McCartney



Kanavis McGhee

Location Boulder, Colo. 80309
Enrollment 23,325
Nickname Buffaloes
Colors Silver, Gold and Black
Conference Big Eight
Home Stadium Folsom Field (51,463 - Artificial)
Press Box Phone 303/492-5626
Athletic Director Bill Marolt
Head Coach Bill McCartney (Missouri '62)
Career Record 46-45-1, 8 years
Record at Colorado 46-45-1, 8 years
Football Office Phone 303/492-5330
Best Time to Reach McCartney 10:30-12, M-F
Sports Information Director Dave Plati
Office Phone 303/492-5626
Home Phone 303/494-0445
FAX 303/492-3811
Assistant SID Tom Petersen, 303/530-9533 (H)
Assistant SID Becky Yahn, 303/460-0854 (H)
1989 Record 11-1-0, 7-0 Big Eight (1st)
Lettermen Returning/Lost 44/14
Offensive Starters Returning/Lost 6/5
Defensive Starters Returning/Lost 7/4
Basic Offense I-Bone
Basic Defense 3-4
Top Returning Rusher TC Yds. Avg. TD
 Darian Hagan, Jr. 186 1004 5.4 17
Top Returning Passer C- A- I Pct. Yds. TD
 Darian Hagan, Jr. 48-85-4 .565 1002 4
Top Returning Receiver No. Yds. Avg. TD
 Mike Pritchard, Sr. 9 266 29.6 2
Offensive Players To Watch: QB Darian Hagan, TB Eric Bieniemy, OG Joe Garten, OT Mark Vander Poel, WR Rico Smith, WR Mike Pritchard
Defensive Players To Watch: OLB Kanavis McGhee, OLB Alfred Williams, NT Joel Steed, CB Dave McCloughan, P Tom Rouen
Top Newcomers (Yr., Pos.): WR Rico Smith, Jr.; TE Sean Brown, Jr.; PK Jim Harper, Jr.

1990 SCHEDULE

S 8 Stanford
 S 15 at Illinois
 S 22 at Texas
 S 29 Washington
 O 6 at Missouri
 O 13 Iowa State
 O 20 at Kansas
 N 27 Oklahoma
 N 3 at Nebraska
 N 10 Oklahoma State
 N 17 Kansas State

1989 RESULTS

27 Texas 6
 45 Colorado State 20
 38 Illinois 7
 45 at Washington 28
 49 Missouri 3
 52 at Iowa State 17
 49 Kansas 17
 20 at Oklahoma 3
 27 Nebraska 21
 41 at Oklahoma State 17
 59 at Kansas State 11
 6 Notre Dame 21

Game #6


Nebraska

Oct. 13


Memorial Stadium

1:30 p.m. CDT

Lincoln, Neb.



Tom Osborne



Reggie Cooper

Location Lincoln, Neb. 68588
Enrollment 24,000
Nickname Cornhuskers
Colors Scarlet and Cream
Conference Big Eight
Home Stadium Memorial Stadium (73,650 - All-Pro Turf)
Press Box Phone 402/472-2279
Athletic Director Bob Devaney
Head Coach Tom Osborne (Hastings '59)
Career Record 168-38-2, 17 years
Record at Nebraska 168-38-2, 17 years
Football Office Phone 402/472-3116
Best Time to Reach Osborne 12, Tues.
Sports Information Director Tom Simons
Office Phone 402/472-2263
Home Phone 402/421-1789
FAX 402/472-2005
Assistant SID Chris Anderson, 402/475-7907 (H)
1989 Record 10-2-0, 6-1 Big Eight (2nd)
Lettermen Returning/Lost 48/29
Offensive Starters Returning/Lost 2/9
Defensive Starters Returning/Lost 7/4
Basic Offense I-Formation
Basic Defense 5-2
Top Returning Rusher TC Yds. Avg. TD
 Leodis Flowers, Jr. 66 493 7.5 7
Top Returning Passer C- A- I Pct. Yds. TD
 Mike Grant, Jr. 8-17-0 .471 123 2
Top Returning Receiver No. Yds. Avg. TD
 Jon Bostick, Jr. 12 289 24.1 6
Offensive Players To Watch: SE Jon Bostick, OT Tom Punt, OG Jim Wanek, IB Leodis Flowers
Defensive Players To Watch: DT Kenny Walker, LB Mike Croel, LB Mike Petko, LB Pat Tyrance, CB Bruce Pickens
Top Newcomers (Yr., Pos.): FB Omar Soto, Jr.; FS Steve Carner, So.

1990 SCHEDULE

S 1 Baylor
 S 8 Northern Illinois
 S 22 Minnesota
 S 29 Oregon State
 O 6 at Kansas State
 O 13 Missouri
 O 20 Oklahoma State
 O 27 at Iowa State
 N 3 Colorado
 N 10 at Kansas
 N 23 at Oklahoma

1989 RESULTS

48 Northern Illinois 17
 42 Utah 30
 42 at Minnesota 30
 35 Oregon State 7
 58 Kansas State 7
 50 at Missouri 7
 48 at Oklahoma State 23
 49 Iowa State 17
 21 at Colorado 27
 51 Kansas 14
 42 Oklahoma 22
 14 Florida State 44

Game #7


Kansas State

Oct. 20
Faurot Field

1:30 p.m. CDT
Columbia, Mo.



Bill Snyder



Michael Smith

Location Manhattan, Kan. 66502
 Enrollment 20,110
 Nickname Wildcats
 Colors Purple and White
 Conference Big Eight
 Home Stadium KSU Stadium (42,000 - Superturf)
 Press Box Phone 913/539-3423
 Athletic Director Steve Miller
 Head Coach Bill Snyder (William Jewell '63)
 Career Record 1-10-0, 1 year
 Record at Kansas State 1-10-0, 1 year
 Football Office Phone 913/532-5876
 Best Time to Reach Snyder 7:7-30 p.m., W
 Sports Information Director Kenny Mossman
 Office Phone 913/532-6735
 Home Phone 913/539-2545
 FAX 913/532-6093
 Assistant SID Ben Boyle, 913/539-8817 (H)
 Assistant SID Kevin Klintworth, 913/539-1951 (H)
 1989 Record 1-10-0, 0-7 Big Eight (8th)
 Lettermen Returning/Lost 35/19
 Offensive Starters Returning/Lost 6/5
 Defensive Starters Returning/Lost 6/6
 Basic Offense Multiple
 Basic Defense "52"
 Top Returning Rusher TC Yds. Avg. TD
 Patrick Johnson, Sr. 93 328 3.5 3
 Top Returning Passer C- A- I Pct. Yds. TD
 Carl Straw, Sr. 101-192-4 526 1095 3
 Top Returning Receiver No. Yds. Avg. TD
 Michael Smith, Jr. 70 816 11.7 2
 Offensive Players To Watch: RB Patrick Jackson, QB Carl Straw,
 WR Michael Smith, WR Frank Hernandez
 Defensive Players To Watch: DE Ramon Davenport, DT Anthony
 Williams, DE Elijah Alexander, LB Chris Patterson, LB Brooks
 Barta
 Top Newcomers (Yr., Pos.): OL Casey Blim, Jr.; OL Doug Grush,
 Jr.; WR Joey Normand, Fr.; RB Kitt Rawlings, Fr.

1990 SCHEDULE

| | |
|------|----------------------|
| S 8 | Western Illinois |
| S 15 | New Mexico State |
| S 22 | at Northern Illinois |
| S 29 | New Mexico |
| O 6 | Nebraska |
| O 13 | Oklahoma State |
| O 20 | at Missouri |
| O 27 | at Kansas |
| N 3 | Iowa State |
| N 10 | at Oklahoma |
| N 17 | at Colorado |

1989 RESULTS

| | |
|----|----------------------|
| 0 | at Arizona State 31 |
| 8 | Northern Iowa 10 |
| 20 | Northern Illinois 37 |
| 20 | North Texas 17 |
| 7 | Nebraska 58 |
| 13 | at Oklahoma State 17 |
| 9 | Missouri 21 |
| 16 | Kansas 21 |
| 11 | at Iowa State 36 |
| 19 | at Oklahoma 42 |
| 11 | Colorado 59 |

Game #8


Oklahoma State

Oct. 27
Lewis Field

3:00 p.m. CDT
Stillwater, Okla.



Pat Jones



Curtis Mayfield

Location Stillwater, Okla. 74078
 Enrollment 20,000
 Nickname Cowboys
 Colors Orange and Black
 Conference Big Eight
 Home Stadium Lewis Field (50,440 - AstroTurf)
 Press Box Phone 405/744-5757
 Athletic Director Jim Garner
 Head Coach Pat Jones (Arkansas '69)
 Career Record 48-22-0, 6 years
 Record at OSU 48-22-0, 6 years
 Football Office Phone 405/744-5737
 Best Time to Reach Jones 9-11, M-F
 Sports Information Director Steve Buzzard
 Office Phone 405/744-5749
 Home Phone 405/624-2267
 FAX 405/744-7754
 Assistant SID Mike Strauss 405/372-5872 (H)
 1989 Record 4-7-0, 3-4 Big Eight (5th)
 Lettermen Returning/Lost 38/11
 Offensive Starters Returning/Lost 7/4
 Defensive Starters Returning/Lost 8/3
 Basic Offense I-Formation
 Basic Defense 4-3
 Top Returning Rusher TC Yds. Avg. TD
 Gerald Hudson, Sr. 187 910 4.9 2
 Top Returning Passer C- A- I Pct. Yds. TD
 Earl Wheeler, So. 3-11-0 .273 114 1
 Top Returning Receiver No. Yds. Avg. TD
 Curtis Mayfield, Sr. 49 879 17.9 4
 Offensive Players To Watch: LT Josh Arrott, C Pete Surette, RG
 Scott Webb, WR Curtis Mayfield, TB Gerald Hudson
 Defensive Players To Watch: DE Bobby Raynor, NG Ruben Oliver,
 DT Stacey Satterwhite, LB George Bright
 Top Newcomers (Yr., Pos.): DT Mike Filson, So.; OL Brian Bobo, Jr.

1990 SCHEDULE

| | |
|------|-----------------|
| S 1 | Tulsa |
| S 8 | at Florida |
| S 15 | Northern Iowa |
| S 22 | at TCU |
| O 6 | Oklahoma |
| O 13 | at Kansas State |
| O 20 | at Nebraska |
| O 27 | Missouri |
| N 3 | Kansas |
| N 10 | at Colorado |
| N 17 | at Iowa State |

1989 RESULTS


| | |
|----|------------------|
| 10 | at Tulsa 20 |
| 13 | at Ohio State 37 |
| 15 | Texas Tech 31 |
| 27 | Wyoming 7 |
| 15 | at Oklahoma 37 |
| 17 | Kansas State 13 |
| 23 | Nebraska 48 |
| 31 | at Missouri 30 |
| 37 | at Kansas 24 |
| 17 | Colorado 41 |
| 21 | Iowa State 31 |

Game #9


Oklahoma

Nov. 3
Faurot Field

1:00 p.m. CST
Columbia, Mo.



Gary Gibbs



Scott Evans

Location Norman, Okla. 73116
Enrollment 21,500
Nickname Sooners
Colors Crimson and Cream
Conference Big Eight
Home Stadium Memorial Stadium (75,004 - Superturf)
Press Box Phone 405/325-3116
Athletic Director Donnie Duncan
Head Coach Gary Gibbs (Oklahoma '74)
Career Record 7-4-0, 1 year
Record at OU 7-4-0, 1 year
Football Office Phone 405/325-8250
Best Time to Reach Gibbs 2-3, M-F
Sports Information Director Mike Treps
Office Phone 405/325-8225
Home Phone 405/364-9392
FAX 405/325-7623
Assistant SID Larry McAlister, 405/521-1016 (H)
1989 Record 7-4-0, 5-2 Big Eight (3rd)
Lettermen Returning/Lost 43/11
Offensive Starters Returning/Lost 6/5
Defensive Starters Returning/Lost 8/3
Basic Offense Option I
Basic Defense 5-2
Top Returning Rusher TC Yds. Avg. TD
 Mike Gaddis, Jr. 110 829 7.5 10
Top Returning Passer C- A- I Pct. Yds. TD
 Steve Collins, So. 18-49-3 .367 442 3
Top Returning Receiver No. Yds. Avg. TD
 Arthur Guess, Sr. 9 357 39.6 5
Offensive Players To Watch: TB Mike Gaddis, OG Mike Sawatzky, OG Larry Medice
Defensive Players To Watch: DT Scott Evans, LB Chris Wilson, DE/LB Frank Blevins, DB Terry Ray
Top Newcomers (Yr., Pos.): RB Greg Ervin, Jr.; DB Tony Levy, Jr.; DB Jerome Pipkins, Jr.; DB Darnell Walker, Jr.

1990 SCHEDULE

S 8 at UCLA
 S 15 Pittsburgh
 S 22 Tulsa
 S 29 Kansas
 O 6 at Oklahoma State
 O 13 Texas
 O 20 Iowa State
 O 27 at Colorado
 N 3 at Missouri
 N 10 Kansas State
 N 17 Nebraska

1989 RESULTS


73 New Mexico State 3
 33 Baylor 7
 3 at Arizona 6
 45 at Kansas 6
 37 Oklahoma State 15
 24 Texas 28
 43 at Iowa State 40
 3 Colorado 20
 52 Missouri 14
 42 Kansas State 19
 25 Nebraska 42

Game #10


Iowa State

Nov. 10
Cyclone Stadium

1:00 p.m. CST
Ames, Iowa



Jim Walden



Blaise Bryant

Location Ames, Iowa 50011
Enrollment 25,448
Nickname Cyclones
Colors Cardinal and Gold
Conference Big Eight
Home Stadium Cyclone Stadium (50,000 - Superturf)
Press Box Phone 515/294-8443
Athletic Director Max Urick
Head Coach Jim Walden (Wyoming '60)
Career Record 58-71-4, 12 years
Record at ISU 14-19-0, 3 years
Football Office Phone 515/294-6720
Best Time to Reach Walden 9-11, M-F
Sports Information Director Dave Starr
Office Phone 515/294-3372
Home Phone 515/292-5404
FAX 515/294-0558
Assistant SID Tom Kroeschell, 515/232-1459 (H)
Assistant SID Denise Seomin, 515/233-2109 (H)
1989 Record 6-5-0, 4-3 Big Eight (4th)
Lettermen Returning/Lost 30/17
Offensive Starters Returning/Lost 6/5
Defensive Starters Returning/Lost 9/2
Basic Offense Multiple
Basic Defense 4-3
Top Returning Rusher TC Yds. Avg. TD
 Blaise Bryant, Sr. 299 1516 5.1 19
Top Returning Passer C- A- I Pct. Yds. TD
 Chris Pedersen, Jr. 5-8-0 .500 59 0
Top Returning Receiver No. Yds. Avg. TD
 Steve Lester, Sr. 46 612 13.3 3
Offensive Players To Watch: RB Blaise Bryant, WR Steve Lester, OL Gene Williams, QB Chris Pedersen, PK Jeff Shudak
Defensive Players To Watch: DB Marcus Robertson, OLB Larry Ratigan, DE Matt Rehberg, DL Matt Grubb
Top Newcomers (Yr., Pos.): OL Dave Lannon, Jr.

1990 SCHEDULE

S 8 Northern Iowa
 S 15 at Minnesota
 S 22 at Iowa
 S 29 Western Michigan
 O 6 Kansas
 O 13 at Colorado
 O 20 at Oklahoma
 O 27 Nebraska
 N 3 at Kansas State
 N 10 Missouri
 N 17 Oklahoma State

1989 RESULTS

28 Ohio 3
 20 Minnesota 30
 21 Iowa 31
 25 at Tulane 24
 24 at Kansas 20
 17 Colorado 52
 40 Oklahoma 43
 17 at Nebraska 49
 36 Kansas State 11
 35 at Missouri 21
 31 at Oklahoma State 21

Game #11


Kansas

Nov. 17
Memorial Stadium

1:00 p.m. CST
Lawrence, Kan.



Glen Mason



Tony Sands

Location Lawrence, Kan. 66045
 Enrollment 28,773
 Nickname Jayhawks
 Colors Crimson and Blue
 Conference Big Eight
 Home Stadium Memorial Stadium (50,250 - Astroturf)
 Press Box Phone 913/864-5593
 Athletic Director Dr. Bob Frederick
 Head Coach Glen Mason (Ohio State '72)
 Career Record 17-27-0, 4 years
 Record at KU 5-17-0, 2 years
 Football Office Phone 913/864-3392
 Best Time to Reach Mason 10-12, M-F
 Sports Information Director Doug Vance
 Office Phone 913/864-3417
 Home Phone 913/841-1247
 FAX 913/864-7944
 Assistant SID Dean Buchan, 913/841-7046 (H)
 1989 Record 4-7-0, 2-5 Big Eight (6th)
 Lettermen Returning/Lost 40/11
 Offensive Starters Returning/Lost 6/5
 Defensive Starters Returning/Lost 10/1
 Basic Offense Multiple
 Basic Defense 5-2
 Top Returning Rusher TC Yds. Avg. TD
 Tony Sands, Jr. 216 1109 5.1 11
 Top Returning Passer C- A- I Pct. Yds. TD
 Chip Hilleary, So. 2-9-0 .220 18 0
 Top Returning Receiver No. Yds. Avg. TD
 Kenny Drayton, Jr. 25 444 17.8 3
 Offensive Players To Watch: RB Tony Sands, WR Kenny Drayton,
 C Chip Budde, WR Jim New, OT Chris Perez
 Defensive Players To Watch: DT Gilbert Brown, LB Curtis Moore,
 LB Roger Robben, LB Wes Swinford, CB Hassan Bailey
 Top Newcomers (Yr., Pos.): DB Robert Vaughn, Fr.; DL Brian
 Christian, Fr.

1990 SCHEDULE

S 1 Virginia
 S 8 Oregon State
 S 15 at Louisville
 S 29 at Oklahoma
 O 6 at Iowa State
 O 13 at Miami
 O 20 Colorado
 O 27 Kansas State
 N 3 at Oklahoma State
 N 10 Nebraska
 N 17 Missouri

1989 RESULTS

41 Montana State 17
 33 Louisville 28
 28 Kent State 21
 3 Baylor 46
 6 Oklahoma 45
 20 Iowa State 24
 17 at Colorado 49
 21 at Kansas State 16
 24 Oklahoma State 37
 14 at Nebraska 51
 46 at Missouri 44

1990-91 BOWL GAME LINEUP

The NCAA Council has approved the following post-season football games for the 1990 season. The games and their tentative dates and times are listed below. Times listed are Central Standard Time.

- Dec. 25 ... **Eagle Aloha Bowl** ... Honolulu, Hawaii ... 2:30 p.m.
- Dec. 26 ... **All-American Bowl** ... Birmingham, Ala. ... 7 p.m.
- Dec. 29 ... **Peach Bowl** ... Atlanta, Ga. ... 11:30 a.m.
- Dec. 29 ... **Freedom Bowl** ... Anaheim, Calif. ... 3 p.m.
- Dec. 29 ... **Sunshine Bowl** ... Hollywood, Fla. ... 7 p.m.
- Dec. 29 ... **Sea World Holiday Bowl** ... San Diego, Calif. ... 7 p.m.
- Dec. 29 ... **Independence Bowl** ... Shreveport, La. ... 7 p.m.
- Dec. 31 ... **John Hancock Bowl** ... El Paso, Texas ... 1:30 p.m.
- Dec. 31 ... **Liberty Bowl** ... Memphis, Tenn. ... 1 p.m.
- Dec. 31 ... **Copper Bowl** ... Tucson, Ariz. ... 4 p.m.
- Jan. 1 ... **Mazda Gator Bowl** ... Jacksonville, Fla. ... 10:30 a.m.
- Jan. 1 ... **Hall of Fame Bowl** ... Tampa, Fla. ... 12 noon
- Jan. 1 ... **Mobil Cotton Bowl** ... Dallas, Texas ... 12:30 p.m.
- Jan. 1 ... **Florida Citrus Bowl** ... Orlando, Fla. ... 12:30 p.m.
- Jan. 1 ... **Sunkist Fiesta Bowl** ... Tempe, Ariz. ... 3:30 p.m.
- Jan. 1 ... **Rose Bowl** ... Pasadena, Calif. ... 4 p.m.
- Jan. 1 ... **Federal Express Orange Bowl** ... Miami, Fla. ... 7 p.m.
- Jan. 1 ... **USF&G Sugar Bowl** ... New Orleans, La. ... 7:30 p.m.

MU-KU Oldest Rivalry

On Nov. 18, the Missouri Tigers and the Kansas Jayhawks will meet on the gridiron for the 98th time in a collegiate football series that actually has its roots in the Civil War and the border skirmishes involving the notorious William Quantrill.

The series is the nation's oldest west of the Mississippi River, and is second among all NCAA Division I schools behind Minnesota-Wisconsin. And, it's been close, too. Missouri has won the last three meetings to take a 46-42-9 lead. Of the previous 97 games, 45 have been decided by a touchdown or less.

It may have all began on Aug. 21, 1863, when Quantrill and his band of guerrillas, operating out of Missouri and under the Confederate flag, sacked Lawrence.

Not too many years later, the rivalry resumed when the first football game was played on Oct. 31, 1891, at Exposition Park in Kansas City. Until 1911, the game was played in Kansas City (and one year in St. Joseph).

In 1911, the game was moved to a campus site — Columbia — for the first time and MU athletic director and coach, Chester Brewer, designated the game as "Coming Home." Thus, the nationwide tradition of Homecoming was born. The game ended in a 3-3 tie.

Until the early 1950s, MU-KU was played on Thanksgiving Day, like most big rivalry games, and most-often (81 times) it has been the regular-season finale for both teams.

There have been plenty of oddities in the series, too, including one man — Gwinn Henry — who coached in both camps. He was the Tigers' boss from 1923-31, and the head Jayhawk from 1939-42.

Kansas took on the early lead in the series, and it wasn't

until Don Faurot came to Tigerland in 1935, that OI' Mizzou finally pulled even. He went 13-4-2 against KU during his tenure and experienced some of the most memorable games.

One was his final game as Missouri coach — in 1956. Playing on the field in Columbia that would later bear Faurot's name, the Tigers were locked in a 13-13 tie with the Jayhawks with less than two minutes to play. KU had the ball deep in its own territory when KU Coach Chuck Mather misjudged the placement of the ball and called for a reverse. Tiger tackle Chuck Mehrer broke through the line and nailed KU's Bobby Robinson for a two-point safety and a 15-13 Mizzou win.

That night, at a victory party, one Mizzou alum told Faurot, "Well, Don, you lose some — and you win some — and every once in a while one washes up on the beach."

In 1960, Dan Devine's Tigers were undefeated and ranked number-one in the nation by AP. To stop Missouri's vaunted power sweep, KU Coach Jack Mitchell countered with a nine-man line and won the game, 23-7. Later, however, Kansas forfeited the game for using an ineligible player, but Missouri's best chance at the national championship had gone by the wayside.

At the close of the decade, Devine really got even. With perhaps his best club, he poured it on Pepper Rodgers' Jayhawkers, 69-21, and went to the Orange Bowl. Rodgers thought Devine had run up the score because of the impending bowl bid and was quoted later as saying that when he tried to give Dan "the peace sign," Devine only returned "half of it" from the opposite sidelines.

MISSOURI-KANSAS: THE LAST TIME

SCORING

MU scored 40 points: 44, 1989 (44-46)
Kansas scored 40 points: 46, 1989 (46-44)
Both teams scored 60 points: 90, 1989 (KU, 46-44)
MU shutout Kansas: 1986, 48-0
Kansas shutout MU: 1934, 20-0; 1935, 0-0

RUSHING

MU rushed for 300 yards: 471, 1988
Kansas rushed for 300 yards: 421, 1976
MU rushed for 400 yards: 471, 1988
Kansas rushed for 400 yards: 421, 1976
Both teams rushed for 500 yards: 585, 1988
MU player rushed for 100 yards: 165, Michael Jones, 1988
Kansas player rushed for 100 yards: 215, Tony Sands, 1989
MU player had a rush of 50 yards: 86, Charlie Brown, 1965 (td)
Kansas player had a rush of 50 yards: 66, Tony Sands, 1989 (td)

PASSING

MU passed for 300 yards: 444, 1989
Kansas passed for 300 yards: 354, 1983
Both teams passed for 600 yards: 607, 1989
MU player passed for 300 yards: 444, Kent Kiefer, 1989
Kansas player passed for 300 yards: 354, Frank Seurer, 1983
MU player completed a pass of 50 yards: 79, Kent Kiefer to Linzy Collins, 1989 (td)
Kansas player completed a pass of 50 yards: 64, Mike Norseth to Richard Estell, 1985 (td)

MU player completed a pass of 75 yards: 79, Kent Kiefer to Linzy Collins, 1989 (td)
Kansas player completed a pass of 75 yards: 87, Mike Norseth to Richard Estell, 1984 (td)

RECEIVING

MU player caught 9 passes: 9, Linzy Collins, 1989
Kansas player caught 9 passes: never been done
MU player caught passes for 100 yards: 193, Linzy Collins, 1989
Kansas player caught passes for 100 yards: 169, Richard Estell, 1985
MU player caught passes for 150 yards: 193, Linzy Collins, 1989
Kansas player caught passes for 150 yards: 169, Richard Estell, 1985

TOTAL OFFENSE

MU had 400 yards: 498, 1989
Kansas had 400 yards: 424, 1989
MU had 500 yards: 572, 1988
Kansas had 500 yards: 626, 1975
MU player had 300 yards: 400, Kent Kiefer, 1989
Kansas player had 300 yards: 339, Frank Seurer, 1983

MISCELLANEOUS

MU player punted the ball 60 yards: 66, Tom Whelihan, 1986
Kansas player punted the ball 60 yards: 60, Bucky Scrivner, 1982
MU player kicked 50-yard field goal: 50, Jeff Jacke, 1988
Kansas player kicked 50-yard field goal: 54, Bruce Kallmeyer, 1983

1989 Statistics

| TEAM TOTALS | MU | OPP. | RUSHING | G | TC | Gn | Lost | Net | TD | Avg. | Lg. |
|----------------------------|-----------|-------------|----------------------------|------------|--------------|-------------|-------------|------------------|----------------|-------------|------------|
| Total Points | 171 | 363 | Tommie Stowers | 11 | 142 | 570 | 23 | 547 | 6 | 3.9 | 20 |
| Points Per Game | 15.5 | 33.0 | Michael Jones | 11 | 87 | 380 | 37 | 343 | 4 | 3.9 | 67 |
| First Downs | 198 | 267 | Jim White | 6 | 36 | 135 | 10 | 125 | 0 | 3.5 | 23 |
| Rushing | 66 | 152 | Ronnell Kayhill | 7 | 21 | 59 | 5 | 54 | 0 | 2.6 | 11 |
| Passing | 115 | 104 | Damon Mays | 11 | 2 | 31 | 0 | 31 | 0 | 15.5 | 23 |
| Penalty | 17 | 11 | Smiley Elmore | 9 | 6 | 21 | 0 | 21 | 0 | 3.5 | 7 |
| Rushing Attempts | 360 | 596 | Jimmy Collins | 11 | 2 | 14 | 0 | 14 | 2 | 7.0 | 9 |
| Yards Gained | 1292 | 3170 | Sean Moore | 8 | 4 | 14 | 0 | 14 | 0 | 3.5 | 6 |
| Yards Lost | 423 | 226 | Mark Ramstack | 2 | 2 | 9 | 7 | 2 | 0 | 1.0 | 9 |
| Net Yards Rushing | 869 | 2944 | J. Stollenwerck | 7 | 3 | 7 | 9 | -2 | 0 | -0.7 | 6 |
| Yards Per Rush | 2.4 | 4.9 | Linzyn Collins | 11 | 1 | 0 | 10 | -10 | 0 | -1.0 | — |
| Yards Per Game | 79.0 | 267.6 | Kent Kiefer | 11 | 53 | 52 | 290 | -238 | 0 | -4.5 | 10 |
| Passes Attempted | 365 | 280 | Team | | 1 | 0 | 32 | -32 | 0 | -3.2 | — |
| Passes Completed | 207 | 160 | Missouri Totals | 360 | 1292 | 423 | 869 | 10 | 2.4 | 67 | |
| Passes Had Intercepted | 18 | 8 | Opponent Totals | 596 | 3170 | 226 | 2944 | 35 | 4.9 | 66 | |
| Completion Percentage | .567 | .571 | RECEIVING | G | No. | Yds. | TD | Avg. | Lg. | | |
| Yards Gained Passing | 2638 | 2141 | Linzyn Collins | 11 | 46 | 803 | 4 | 17.5 | 79 | | |
| Yards Per Attempt | 7.2 | 7.6 | Tommie Stowers | 11 | 28 | 268 | 0 | 9.6 | 29 | | |
| Yards Per Completion | 12.7 | 13.4 | Tim Bruton | 11 | 27 | 305 | 0 | 11.3 | 19 | | |
| Yards Per Game | 239.8 | 194.6 | Damon Mays | 11 | 26 | 372 | 3 | 14.3 | 42 | | |
| Offensive Plays Run | 725 | 876 | Skip Leach | 11 | 22 | 308 | 2 | 14.0 | 31 | | |
| Total Offensive Yardage | 3507 | 5085 | Larry Linthacum | 11 | 21 | 233 | 0 | 11.1 | 26 | | |
| Yards Per Play | 4.8 | 5.8 | Michael Jones | 11 | 15 | 112 | 1 | 7.5 | 16 | | |
| Yards Per Game | 318.8 | 462.2 | Jim White | 6 | 12 | 79 | 1 | 6.6 | 23 | | |
| Total Touchdowns | 23 | 47 | Byron Chamberlain | 11 | 3 | 92 | 1 | 30.7 | 43 | | |
| Rushing | 10 | 35 | Ron Pointer | 11 | 3 | 34 | 0 | 11.3 | 18 | | |
| Passing | 12 | 10 | Smiley Elmore | 9 | 2 | 7 | 0 | 3.5 | 4 | | |
| Returns | 1 | 2 | Lemmie Wells | 10 | 1 | 18 | 0 | 18.0 | 18 | | |
| PAT Kick-Attempts | 21-21 | 44-45 | Sean Moore | 8 | 1 | 7 | 0 | 7.0 | 7 | | |
| 2-pt. Conversions-Attempts | 0-2 | 0-2 | Missouri Totals | 207 | 2637 | 12 | 12.7 | 79 | | | |
| Field Goals-Attempts | 4-9 | 11-17 | Opponent Totals | 160 | 2141 | 10 | 13.4 | 58 | | | |
| Safeties | 0 | 2 | ALL-PURPOSE RUNNING | G | Rush | Rec | Ret | Tot. | Yds./Gm | | |
| Kickoff Returns-Yards | 48-845 | 34-685 | Tommie Stowers | 11 | 547 | 268 | 0 | 815 | 74.1 | | |
| Ave. Return Yardage | 17.6 | 20.1 | Linzyn Collins | 11 | -10 | 803 | 0 | 793 | 72.1 | | |
| Punt Returns-Yards | 22-71 | 37-405 | Skip Leach | 11 | 0 | 308 | 395 | 703 | 63.9 | | |
| Avg. Return Yardage | 3.2 | 10.9 | TOTAL OFFENSE | G | Plays | Rush | Pass | Total | Yds./Gm | | |
| Interceptions-Yards | 8-114 | 18-139 | Kent Kiefer | 11 | 367 | -238 | 2314 | 2076 | 188.7 | | |
| Avg. Return Yardage | 14.3 | 7.7 | PUNTING | No. | Yds. | Avg. | LP | Net in 20 | 50+ | Tb | |
| Punts-Had Blocked | 70-5 | 48-2 | Mark Plunkett | 67 | 2648 | 39.5 | 63 | 34.5 | 10 | 10 | 5 |
| Punting Yardage | 2648 | 1796 | Team | 3 | 0 | 0.0 | — | 0.0 | 0 | 0 | 0 |
| Punting Avg. | 37.8 | 37.4 | Missouri Tot. | 70 | 2648 | 37.8 | 63 | 32.0 | 10 | 10 | 5 |
| Fumbles-Lost | 26-13 | 27-11 | Opponent Tot. | 48 | 1796 | 37.4 | 58 | 35.9 | 16 | 6 | 4 |
| Penalties-Yards | 72-639 | 75-667 | | | | | | | | | |
| Third Down Success | 51-149 | 74-165 | | | | | | | | | |
| Success Rate | .342 | .448 | | | | | | | | | |
| Time of Possession | 295:43 | 364:17 | | | | | | | | | |
| Avg. Time of Possession | 26:15 | 33:45 | | | | | | | | | |

| PASSING | G | Att. | Comp. | Pct. | Yds. | Avg/Att. | Avg/Comp. | Pct. Int. | Pct. TD | Long | Sck. | NCAA Efficiency Rating | | |
|----------------------|------------|-------------|--------------|-------------|-------------|-----------------|------------------|------------------|----------------|-------------|-------------|-------------------------------|--------------|-------|
| Kent Kiefer | 11 | 314 | 183 | .583 | 2314 | 7.4 | 12.6 | 15 | 4.8 | 12 | 3.8 | 79 | 34 | 125.2 |
| J. Stollenwerck | 7 | 42 | 22 | .524 | 295 | 7.0 | 13.4 | 3 | 7.1 | 0 | 0.0 | 34 | 0 | 97.1 |
| Mark Ramstack | 2 | 7 | 2 | .286 | 29 | 4.1 | 14.5 | 0 | 0.0 | 0 | 0.0 | 18 | 1 | 63.4 |
| Michael Jones | 11 | 1 | 0 | .000 | 0 | 0.0 | 0.0 | 0 | 0.0 | 0 | 0.0 | — | 0 | 0.0 |
| Tony VanZant | 1 | 1 | 0 | .000 | 0 | 0.0 | 0.0 | 0 | 0.0 | 0 | 0.0 | — | 0 | 0.0 |
| Missouri Tot. | 365 | 207 | .567 | 2638 | 7.2 | 12.7 | 18 | 4.9 | 12 | 3.3 | 79 | 35 | 118.4 | |
| Opponent Tot. | 280 | 160 | .571 | 2141 | 7.6 | 13.4 | 8 | 2.9 | 10 | 3.5 | 58 | 13 | 127.4 | |

| SCORING | G | TD | PAT-1 | PAT-2 | FG | Points |
|------------------------|-----------|--------------|--------------|--------------|-----------|---------------|
| Tommie Stowers | 11 | 6 | 0 | 0 | 0 | 36 |
| Michael Jones | 11 | 5 | 0 | 0 | 0 | 30 |
| Dan Baker | 9 | 0 | 18-18 | 0 | 4-6 | 30 |
| Linzy Collins | 11 | 4 | 0 | 0 | 0 | 24 |
| Damon Mays | 11 | 3 | 0 | 0 | 0 | 18 |
| Skip Leach | 11 | 2 | 0 | 0 | 0 | 12 |
| Ted LePage | 11 | 1 | 0 | 0 | 0 | 6 |
| B. Chamberlain | 11 | 1 | 0 | 0 | 0 | 6 |
| Jim White | 6 | 1 | 0 | 0 | 0 | 6 |
| Jeff Jacke | 2 | 0 | 2-2 | 0 | 0-1 | 2 |
| Mark Plunkett | 11 | 0 | 1-1 | 0 | 0-2 | 1 |
| Kent Kiefer | 11 | 0 | 0 | 0-2 | 0 | 0 |
| Missouri Totals | 23 | 21-21 | 0-2 | 4-9 | | 171 |
| Opponent Totals | 47 | 44-45 | 0-2 | 11-17 | | 363 |

(Opp. total includes two team safeties)

| FIELD GOALS | 10-19 | 20-29 | 30-39 | 40-49 | 50+ | Lg |
|----------------------|--------------|--------------|--------------|--------------|------------|-----------|
| Dan Baker | 0-0 | 2-3 | 2-3 | 0-0 | 0-0 | 39 |
| Jeff Jacke | 0-0 | 0-1 | 0-0 | 0-0 | 0-0 | — |
| Mark Plunkett | 0-0 | 0-0 | 0-2 | 0-0 | 0-0 | — |
| Missouri Tot. | 0-0 | 2-4 | 2-5 | 0-0 | 0-0 | 39 |
| Opponent Tot. | 0-0 | 1-2 | 5-8 | 4-5 | 1-2 | 51 |

Opp. FGs: 41, 34, 42, 36, 48, 42, 32, 51, 35, 37, 21
 Baker's FGs: 22, 30, 23, 39

| SCORE BY QUARTERS | 1 | 2 | 3 | 4 | —Total |
|--------------------------|----------|----------|----------|----------|---------------|
| Missouri..... | 59 | 45 | 31 | 36 | ..171 |
| Opponents..... | 87 | 99 | 83 | 94 | ..363 |

| KICKOFF RETURNS | G | No. | Yds. | TD | Avg. | Lg |
|------------------------|-----------|------------|-------------|-------------|-------------|-----------|
| Ronnell Kayhill | 7 | 12 | 259 | 0 | 21.6 | 44 |
| Skip Leach | 11 | 21 | 395 | 0 | 18.8 | 75 |
| Sean Moore | 8 | 8 | 116 | 0 | 14.5 | 22 |
| Otis Smith | 10 | 4 | 58 | 0 | 14.5 | 24 |
| Ron Pointer | 11 | 1 | 8 | 0 | 8.0 | 8 |
| Jimmy Collins | 11 | 2 | 9 | 0 | 4.5 | 9 |
| Missouri Totals | 48 | 845 | 0 | 17.6 | 75 | |
| Opponent Totals | 34 | 685 | 0 | 20.1 | 47 | |

| PUNT RETURNS | G | No. | Yds. | TD | Avg. | Lg |
|------------------------|-----------|------------|-------------|-------------|-------------|-----------|
| Maurice Benson | 7 | 10 | 44 | 0 | 4.4 | 13 |
| Sharron Washington | 11 | 6 | 16 | 0 | 2.7 | 6 |
| Ron Pointer | 11 | 4 | 9 | 0 | 2.3 | 10 |
| Harry Colon | 11 | 1 | 2 | 0 | 2.0 | 2 |
| Stacy Elliott | 10 | 1 | 0 | 0 | 0.0 | — |
| Missouri Totals | 22 | 71 | 0 | 3.2 | 13 | |
| Opponent Totals | 37 | 405 | 0 | 10.9 | 59 | |

| INTERCEPTIONS | G | No. | Yds. | TD | Avg. | Lg |
|------------------------|-----------|------------|-------------|-------------|-------------|-----------|
| Ted LePage | 11 | 4 | 92 | 1 | 23.0 | 64t |
| Adrian Jones | 10 | 2 | 0 | 0 | 0.0 | — |
| Leon Fisher | 9 | 1 | 22 | 0 | 22.0 | 22 |
| Harry Colon | 11 | 1 | 0 | 0 | 0.0 | — |
| Missouri Totals | 8 | 114 | 1 | 14.3 | 64t | |
| Opponent Totals | 18 | 139 | 1 | 7.7 | 30t | |

DEFENSIVE STATISTICS

| Name, Position | ST | AT | TT | For Loss | Name, Position | ST | AT | TT | For Loss |
|-----------------------|-----------|-----------|-----------|-----------------|-----------------------|-----------|-----------|-----------|-----------------|
| D. MacDonald, ilb | 71 | 47 | 118 | 3-8 | Wes Robertson, ilb | 5 | 3 | 8 | — |
| Lee Johnson, dt | 40 | 44 | 84 | 9-53 | Jermaine Wilkins, cb | 1 | 7 | 8 | — |
| Adrian Jones, cb | 53 | 30 | 83 | 2-6 | Jeff Harper, ng | 2 | 5 | 7 | — |
| Andy Titone, ilb | 40 | 30 | 70 | 7-12 | Ted Monachino, ilb | 3 | 4 | 7 | — |
| M. Ringgenberg, olb | 39 | 28 | 67 | 4-14 | Mark Plunkett, p | 4 | 1 | 5 | — |
| Kevin White, dt | 31 | 30 | 61 | 6-36 | Charles Murphy, ws | 3 | 2 | 5 | — |
| Leon Fisher, ws | 25 | 33 | 58 | — | Chad Mueller, ilb | 1 | 3 | 4 | — |
| Ted LePage, ss | 30 | 26 | 56 | 4-19 | Tim Burke, ng | 3 | 0 | 3 | — |
| Tom Reiner, ilb | 24 | 23 | 47 | — | Chuck Cole, c/ilb | 2 | 1 | 3 | — |
| Mario Johnson, ng | 30 | 15 | 45 | 4-9 | Jimmy Collins, fb | 0 | 3 | 3 | — |
| Cordell McKinney, cb | 17 | 15 | 32 | — | Gene Snisky, dt | 1 | 1 | 2 | — |
| Stacy Elliott, olb | 20 | 9 | 29 | 3-21 | Michael Jones, tb | 0 | 2 | 2 | — |
| Otis Smith, cb | 13 | 13 | 26 | 1-6 | Larry Linthacum, te | 2 | 0 | 2 | — |
| A.J. Miller, olb | 11 | 13 | 24 | 1-1 | Sean Moore, tb | 1 | 0 | 1 | 1-7 |
| Chris Russell, ng | 12 | 11 | 23 | 1-4 | Skip Leach, wr | 1 | 0 | 1 | — |
| Brad Scrivner, cb | 16 | 7 | 23 | — | Jim White, tb | 1 | 0 | 1 | — |
| S. Washington, ws | 10 | 13 | 23 | — | Linzy Collins, wr | 1 | 0 | 1 | — |
| Brian Reeves, olb | 12 | 7 | 19 | 1-3 | Tommie Stowers, fb | 1 | 0 | 1 | — |
| J. Fletcher, olb | 13 | 6 | 19 | 1-2 | Pete Scott, og | 1 | 0 | 1 | — |
| Harry Colon, ss | 14 | 5 | 19 | 1-7 | Damon Mays, wr | 1 | 0 | 1 | — |
| Rob Harper, dt | 11 | 7 | 18 | — | Jim Weir, k | 1 | 0 | 1 | — |
| Greg Dumas, ilb | 8 | 9 | 17 | — | Curtis Roberts, dt | 1 | 0 | 1 | 1-2 |
| Maurice Benson, cb | 8 | 5 | 13 | 1-3 | Reggie Tate, fb | 0 | 1 | 1 | — |

Quarterback Sacks (13): Lee Johnson 4-40, Kevin White 3-28, Stacy Elliott 2-19, Andy Titone 1-7, Ted LePage 1-5, Mario Johnson 1-4, Brian Reeves 1-3, Mike Ringgenberg 1-1.

Passes Broken Up (35): Adrian Jones 7, Ted LePage 6, Leon Fisher 5, Kevin White 4, Harry Colon-Cordell McKinney 3, Darren MacDonald-Mike Ringgenberg-Otis Smith-Mario Johnson-Tom Reiner-Brad Scrivner-Sharron Washington 1.

Blocked Kicks (5): Otis Smith 2 (punt & field goal), Lee Johnson 2 (field goal & PAT), Charles Murphy 1 (punt).
Fumble Recoveries (11): Kevin White-Lee Johnson 2, Adrian Jones-Harry Colon-Michael Jones-Andy Titone-Maurice Benson-A.J. Miller-Larry Linthacum 1.

INDIVIDUAL GAME-BY-GAME PASSING
(Att.-Comp.-Int.-Yds.-TD)

| Name | Kiefer | Stollenwerck | Others |
|----------------|---------------|---------------|-----------------------|
| TCU | 28-18-3-226-1 | DNP | N/A |
| Indiana | 27-15-0-181-0 | 0- 0-0- 0-0 | N/A |
| Miami (Fla.) | 44-24-6-301-1 | DNP | N/A |
| Arizona State | 23-11-1- 88-0 | 3- 1-0- 5-0 | N/A |
| Colorado | 31-18-0-176-0 | 11- 3-0- 33-0 | 1-0-0- 0-0 (M. Jones) |
| Nebraska | 18- 8-0- 59-0 | 10- 6-1- 78-0 | 3-1-0-11-0 (Ramstack) |
| Kansas State | 15- 8-0-125-1 | 3- 2-0- 28-0 | N/A |
| Oklahoma State | 32-22-2-276-2 | 10- 8-0-117-0 | N/A |
| Oklahoma | 24-16-0-260-1 | 5- 2-2- 34-0 | 4-1-0-18-0 (Ramstack) |
| Iowa State | 24-14-2-178-2 | DNP | 1-0-0- 0-0 (VanZant) |
| Kansas | 44-29-1-444-4 | DNP | N/A |

INDIVIDUAL GAME-BY-GAME RUSHING

| Name | TCU | Ind | Mia | ASU | Colo | Neb | KSU | OSU | Okla | ISU | KAN |
|------------------|---------------|---------------|-----------------|---------------|---------------|---------------|---------------|---------------|---------------|---------------|---------------|
| J. Collins | 0-0 | 0-0 | 0-0 | 0-0 | 2-14 | 0-0 | 0-0 | 0-0 | 0-0 | 0-0 | 0-0 |
| L. Collins | 0-0 | 0-0 | 0-0 | 0-0 | 0-0 | 0-0 | 0-0 | 0-0 | 0-0 | 0-0 | 1-(-10) |
| Elmore | 0-0 | 0-0 | 2-9 | 0-0 | 1-7 | 1-2 | 1-2 | 0-0 | 1-1 | INJ | INJ |
| M. Jones | 6-5 | 10-15 | 2-(-7) | 7-39 | 4-8 | 12-50 | 15-133 | 11-54 | 10-22 | 7-28 | 3-(-4) |
| Kayhill | 0-0 | 0-0 | 0-0 | 16-54 | 4-1 | 1-(-1) | INJ | INJ | INJ | INJ | 0-0 |
| Kiefer | 8-(-15) | 12-(-39) | 4-(-18) | 5-(-23) | 6-(-53) | 1-(-2) | 2-4 | 4-(-5) | 5-(-39) | 1-(-4) | 5-(-44) |
| Mays | 0-0 | 0-0 | 0-0 | 1-8 | 0-0 | 1-23 | 0-0 | 0-0 | 0-0 | 0-0 | 0-0 |
| Moore | 0-0 | 0-0 | 0-0 | INJ | INJ | INJ | 1-5 | 0-0 | 0-0 | 0-0 | 3-9 |
| Ramstack | DNP | DNP | DNP | DNP | DNP | 2-2 | DNP | DNP | 0-0 | DNP | DNP |
| Stollenwerck | DNP | 0-0 | DNP | 0-0 | 0-0 | 2-(-8) | 0-0 | 1-6 | 0-0 | DNP | DNP |
| Stowers | 14-30 | 13-56 | 7-(-4) | 5-15 | 4-5 | 13-47 | 20-97 | 16-92 | 10-24 | 18-82 | 22-103 |
| J. White | 10-38 | 5-34 | 9-8 | 4-7 | 5-34 | 3-4 | INJ | INJ | INJ | INJ | INJ |
| Team | 0-0 | 0-0 | 1-(-32) | 0-0 | 0-0 | 0-0 | 0-0 | 0-0 | 0-0 | 0-0 | 0-0 |
| MISSOURI | 38-58 | 40-66 | 25-(-44) | 38-100 | 26-16 | 36-117 | 39-241 | 32-147 | 26-8 | 26-106 | 34-54 |
| OPPONENTS | 52-283 | 44-192 | 39-142 | 56-252 | 65-439 | 73-417 | 34-66 | 51-197 | 71-418 | 59-276 | 52-262 |

INDIVIDUAL GAME-BY-GAME RECEIVING

| Name | TCU | Ind | Mia | ASU | Colo | Neb | KSU | OSU | Okla | ISU | KAN |
|------------------|---------------|---------------|---------------|---------------|---------------|---------------|---------------|---------------|---------------|---------------|---------------|
| Bruton | 8-109 | 0-0 | 2-23 | 3-28 | 2-14 | 3-30 | 1-13 | 4-38 | 1-18 | 0-0 | 3-32 |
| Chamberlain | 0-0 | 0-0 | 0-0 | 0-0 | 0-0 | 1-8 | 1-41 | 0-0 | 1-43 | 0-0 | 0-0 |
| L. Collins | 4-51 | 1-54 | 3-108 | 2-10 | 4-63 | 2-21 | 4-47 | 7-97 | 5-112 | 5-47 | 9-193 |
| Elmore | 0-0 | 0-0 | 1-3 | 1-4 | 0-0 | 0-0 | 0-0 | 0-0 | 0-0 | INJ | INJ |
| M. Jones | 0-0 | 1-16 | 1-13 | 1-5 | 2-16 | 1-8 | 1-2 | 4-21 | 4-31 | 0-0 | 0-0 |
| Leach | 0-0 | 2-9 | 3-44 | 2-29 | 1-2 | 3-40 | 0-0 | 2-35 | 2-17 | 2-44 | 5-88 |
| Linthacum | 0-0 | 0-0 | 5-29 | 0-0 | 6-71 | 1-6 | 2-38 | 4-60 | 1-9 | 1-8 | 1-12 |
| Mays | 1-14 | 5-39 | 3-44 | 2-12 | 1-3 | 1-22 | 0-0 | 5-90 | 2-58 | 2-28 | 4-62 |
| Moore | 0-0 | 0-0 | 0-0 | INJ | INJ | INJ | 0-0 | 0-0 | 0-0 | 0-0 | 1-7 |
| Pointer | 0-0 | 0-0 | 0-0 | 1-5 | 1-18 | 1-11 | 0-0 | 0-0 | 0-0 | 0-0 | 0-0 |
| Stowers | 0-0 | 3-52 | 5-33 | 0-0 | 3-12 | 0-0 | 1-12 | 4-52 | 2-6 | 4-51 | 6-50 |
| Wells | 0-0 | 0-0 | 0-0 | 0-0 | 0-0 | 0-0 | 0-0 | 0-0 | 1-18 | DNP | 0-0 |
| J. White | 5-52 | 3-11 | 1-4 | 0-0 | 1-10 | 2-2 | INJ | INJ | INJ | INJ | INJ |
| MISSOURI | 18-226 | 15-181 | 24-301 | 12-93 | 21-209 | 15-148 | 10-153 | 30-393 | 19-312 | 14-178 | 29-444 |
| OPPONENTS | 19-204 | 9- 87 | 24-384 | 12-125 | 6-156 | 4-56 | 28-322 | 21-258 | 8-147 | 18-239 | 11-163 |

1989 SINGLE-GAME HIGHS AND LOWS

| MU Game Highs | Individual | Team |
|---------------|-------------------------------------|-------------------------|
| First Downs | ---- | 32 vs. Oklahoma State |
| Rushes | 22, Tommie Stowers vs. Kansas | 40 vs. Indiana |
| Rushing Ydge. | 133, Michael Jones vs. Kansas State | 241 vs. Kansas State |
| Pass Attempts | 48, Kent Kiefer vs. Kansas | 48 vs. Kansas |
| Completions | * 29, Kent Kiefer vs. Kansas | * 30 vs. Oklahoma State |
| Passing Ydge. | * 444, Kent Kiefer vs. Kansas | * 444 vs. Kansas |
| Receptions | ° 9, Linzy Collins vs. Kansas | * 30 vs. Oklahoma State |
| Rec. Ydge. | 193, Linzy Collins vs. Kansas | * 444 vs. Kansas |
| Plays Run | 53, Kent Kiefer vs. Kansas | 82 vs. Kansas |
| Total Offense | * 400, Kent Kiefer vs. Kansas | 540 vs. Oklahoma State |
| Touchdowns | 2, Tommie Stowers vs. Okla. State | 6 vs. Kansas |
| | 2, Tommie Stowers vs. Kansas | |
| | 2, Damon Mays vs. Kansas | |
| Points | 12, Tommie Stowers vs. Okla. State | 44 vs. Kansas |
| | 12, Tommie Stowers vs. Kansas | |
| | 12, Damon Mays vs. Kansas | |

| Opp. Game Highs | Individual | Team |
|-----------------|-----------------------------------|-----------------------|
| First Downs | ---- | 30, Oklahoma |
| Rushes | 40, Blaise Byrant, Iowa State | 73, Nebraska |
| Rushing Ydge. | 215, Tony Sands, Kansas | 439, Colorado |
| Pass Attempts | 46, Carl Straw, Kansas State | 51, Kansas State |
| Completions | 26, Carl Straw, Kansas State | 28, Kansas State |
| Passing Ydge. | 357, Craig Erickson, Miami | 384, Miami |
| Receptions | + 13, Michael Smith, Kansas State | 28, Kansas State |
| Rec. Ydge. | 166, Michael Smith, Kansas State | 384, Miami |
| Plays Run | 54, Ron Jiles, TCU | 92, TUC |
| Total Offense | 366, Craig Erickson, Miami | 595, Colorado |
| Touchdowns | 3, by four players | 7, Colorado, Oklahoma |
| Points | 18, by four players | 52, Oklahoma |

| Team Game Lows | Missouri | Opponents |
|----------------|----------------------------------|----------------------|
| First Downs | 13 vs. Arizona State, Iowa State | 15, Indiana |
| Rushes | 25 vs. Miami | 34, Kansas State |
| Rushing Ydge. | - 44 vs. Miami | 66, Kansas State |
| Pass Attempts | 18 vs. Kansas State | 8, Colorado |
| Completions | 10 vs. Kansas State | 4, Nebraska |
| Passing Ydge. | 93 vs. Arizona State | 56, Nebraska |
| Plays Run | 51 vs. Iowa State | 59, Indiana |
| Total Offense | 193 vs. Arizona State | 279, Indiana |
| Touchdowns | 0 vs. Arizona State, Colorado | 1, TCU, Kansas State |
| Points | 3 vs. Arizona State, Colorado | 9, Kansas State |

| Longest Plays | Missouri | Opponents |
|----------------|--|---|
| Rush | 67, Michael Jones vs. Kansas St. (td) | 66, Tony Sands, Kansas (td) |
| Pass | 79, Linzy Collins from Kent Kiefer vs. Kansas (td) | 58, Jeff Campbell from Darian Hagan, Colorado |
| | | 58, Steve Lester from Bret Oberg, Iowa State (td) |
| Kickoff Return | 75, Skip Leach vs. Kansas | 47, Charley Bowen, Kansas |
| Punt Return | 13, Maurice Benson vs. Nebraska | 59, Tyrone Hughes, Nebraska |
| Int. Return | 64, Ted LePage vs. Kansas St. (td) | 30, Maurice Crum, Miami (td) |
| Punt | 63, Mark Plunkett vs. Oklahoma | 58, Judge Johnston, Iowa State |
| Field Goal | 39, Dan Baker vs. Kansas | 51, Cary Blanchard, Oklahoma State |

* indicates Missouri record.

° ties Missouri record.

+ indicates a record by a Missouri opponent.

1989 Big Eight Review

| | CONFERENCE | | | | | | ALL GAMES | | | | | |
|----------------------|------------|---|---|-------|-----|-----|-----------|----|---|------|-----|-----|
| | W | L | T | Pct. | PF | PA | W | L | T | Pct. | PF | PA |
| Colorado | 7 | 0 | 0 | 1.000 | 297 | 89 | 11 | 1 | 0 | .917 | 458 | 171 |
| Nebraska | 6 | 1 | 0 | .857 | 319 | 120 | 10 | 2 | 0 | .833 | 506 | 218 |
| Oklahoma | 5 | 2 | 0 | .714 | 247 | 156 | 8 | 3 | 0 | .727 | 380 | 200 |
| Iowa State | 4 | 3 | 0 | .571 | 200 | 217 | 6 | 5 | 0 | .612 | 294 | 305 |
| Oklahoma State | 3 | 4 | 0 | .429 | 161 | 224 | 4 | 7 | 0 | .364 | 226 | 319 |
| Kansas | 2 | 5 | 0 | .286 | 148 | 266 | 4 | 7 | 0 | .364 | 248 | 383 |
| MISSOURI | 1 | 6 | 0 | .143 | 140 | 272 | 2 | 9 | 0 | .182 | 171 | 363 |
| Kansas State | 0 | 7 | 0 | .000 | 86 | 254 | 1 | 10 | 0 | .091 | 134 | 349 |

Big Eight Bowlers: Notre Dame 21, Colorado 6 — Orange Bowl
 Florida State 44, Nebraska 14 — Fiesta Bowl

1989 ALL-BIG EIGHT CONFERENCE FOOTBALL TEAM

OFFENSE

First Team

QB Darian Hagan, Colorado (AP, UPI)
 QB Gerry Gdowski, Nebraska (B8)
 RB Blaise Bryant, Iowa State
 RB Ken Clark, Nebraska
 RB J.J. Flannigan, Colorado (B8)
 TE Mike Busch, Iowa State
 WR Michael Smith, Kansas State
 WR Quintin Smith, Kansas (AP, AP1)
 WR Curtis Mayfield, Oklahoma State (B8)
 C Jake Young, Nebraska
 OT Doug Glaser, Nebraska
 OT Mark VanderPoel, Colorado
 OG Darren Muilenburg, Colorado, (AP B8)
 OG Joe Garten, Colorado (AP, UPI)
 OG Keith Sims, Iowa State (UPI B8)
 PK Cary Blanchard, Oklahoma State
 KR Jeff Campbell, Colorado (B8)

Second Team

QB Gerry Gdowski, Nebraska (AP, UPI)
 QB Darian Hagan, Colorado (B8)
 QB Mike Gundy, Oklahoma State (B8)
 RB J.J. Flannigan, Colorado (AP, UPI)
 RB Tony Sands, Kansas
 TE John Baker, Kansas (AP, B8)
 TE William Washington, Nebraska (UPI)
 WR Curtis Mayfield, Oklahoma State (AP, UPI)
 WR Jeff Campbell, Colorado
 C Mike Wise, Oklahoma
 OG Mark VanKiersbilk, Oklahoma
 OG Keith Sims, Iowa State (AP)
 OG Chad Faulkner, Kansas State
 OG Mike Sawatzky, Oklahoma (UPI, B8)
 OT Rick Wells, Iowa State (UPI)
 PK Ken Culbertson, Colorado

DEFENSE

First Team

DT Art Walker, Colorado
 DT Scott Evans, Oklahoma
 DT Kent Wells, Nebraska
 NG Dante Williams, Oklahoma (UPI)
 OLB Alfred Williams, Colorado
 OLB Kanavis McGhee, Colorado (AP, UPI)
 LB Jeff Mills, Nebraska (AP, B8)
 LB Sim Drain, Oklahoma (AP)
 LB Pat Tyrance, Nebraska (B8)
 LB Frank Blevins, Oklahoma (B8)
DB Adrian Jones, Missouri
 DB Reggie Cooper, Nebraska
 DB Marcus Robertson, Iowa State
 DB Bruce Pickens, Nebraska (AP, B8)
 DB Rod Smith, Oklahoma State (UPI)
 P Tom Rouen, Colorado

Second Team

NG Dante Williams, Oklahoma (AP)
 NG Joel Steel, Colorado
 DL Stacey Satterwhite, Oklahoma State (AP, UPI)
 DL Mike Murray, Nebraska (UPI)
 LB Mike Croel, Nebraska (AP, UPI)
 LB Chris Wilson, Oklahoma (AP)
 LB Frank Blevins, Oklahoma (AP, UPI)
LB Darren MacDonald, Missouri (AP)
 LB Michael Jones, Colorado (B8)
 LB Jeff Mills, Nebraska (UPI)
 DB Rod Smith, Oklahoma State (AP)
 DB Jason Belser, Oklahoma (AP, B8)
 DB Terry Ray, Oklahoma (B8)
 DB Dave McCloughan, Colorado (B8)
 DB Bruce Young, Colorado
 DB Bruce Pickens, Nebraska (UPI, B8)
 P B.J. Lohsen, Kansas

Honorable Mention (by school)

Missouri: DB Ted LePage, DT Lee Johnson, DT Kevin White, OG Pete Scott, WR Linzy Collins, TE Tim Bruton, TE Larry Linthacum, WR Damon Mays, OG Jay Greenwood, FB Tommie Stowers

Colorado: DB Tim James, RB Eric Bieniemy, C Jay Leeuwenburg, TE John Perak, OT Bill Coleman

Iowa State: DB Tim Baker, LB Mike Shane, QB Bret Oberg, WR Steve Lester, PK Jeff Shudak, C George Tsiotsias

Kansas: DL David Gordon, LB Roger Robben, LB Dan Newbrough, DB Deral Boykin, DB Hassan Bailey, QB Kelly Donohoe, C Chip Budde, OT Chris Perez

Kansas State: LB Brooks Barta, DB Erick Harper, DB Marcus Miller, LB Maurice Henry, WR Frank Hernandez, C Paul Yniquez, WR Pat Jackson, KR Dimitrie Scott

Nebraska: DB Tahaun Lewis, LB Randall Jobman, LB Mike Petko, DB Marvin Saunders, DB Tyrone Byrd, WR Richard Bell, RB Bryan Carpenter, FL Morgan Gregory, PK Greg Barrios

Oklahoma: LB Wayne Dickson, DL Stacey Dillard, OG Larry Medice, RB Dewell Brewer, WR Arthur Guess, OT Terron Manning, FL Ted Long, FB Leon Perry, RB Mike Gaddis, PK R.D. Lashar

Oklahoma State: DB Mike Clark, RB Gerald Hudson, WR Jarrod Green, TE Vance Vice, FB Cecil Wilson

BIG EIGHT SPECIALTY AWARDS

Coach of the Year: Bill McCartney, Colorado

Offensive Player of the Year: QB Darian Hagan, Colorado (AP, UPI); Hagan and QB Gerry Gdowski, Nebraska (B8)

Defensive Player of the Year: LB Alfred Williams, Colorado

Offensive Newcomer of the Year: RB Blaise Bryant, Iowa State (AP, UPI)

Defensive Newcomer of the Year: LB Brooks Barta, Kansas State (AP); LB Joe Bowden, Oklahoma (UPI)

Offensive Freshman of the Year: RB Dewell Brewer, Oklahoma (B8)

Defensive Freshman of the Year: S Tyrone Byrd, Nebraska (B8)

MISSOURI ALL-AMERICA RECOGNITION

DB Adrian Jones (AP 3rd team, UPI honorable mention, Sporting News 2nd team)

GAME-BY-GAME STARTERS

| OFF. | WR | LT | LG | C | RG | RT | TE | QB | FB | TB | WR |
|------|-----------|----------|-----------|---------|-----------|---------|---------|--------|---------|---------|--------|
| TCU | Collins | Wright | Scott | Funk | Greenwood | Lock | Bruton | Kiefer | Stowers | White | Mays |
| IND | Collins | Wright | Leisman | Funk | Greenwood | Lock | Bruton | Kiefer | Stowers | White | Mays |
| MIA | Collins | Wright | Scott | Funk | Greenwood | Lock | Bruton | Kiefer | Stowers | White | Mays |
| ASU | Collins | Wright | Scott | Funk | Greenwood | Lock | Bruton | Kiefer | Stowers | White | Mays |
| COLO | Collins | Wright | Scott | Funk | Greenwood | Lock | Bruton | Kiefer | Stowers | M.Jones | Mays |
| NEB | Collins | Wright | Scott | Funk | Greenwood | Chrsn | Linthcm | Kiefer | Stowers | Kayhill | Mays |
| KSU | Collins | Trmbll | Scott | Funk | Greenwood | Chrsn | Linthcm | Kiefer | Stowers | M.Jones | Mays |
| OSU | Collins | Wright | Scott | Funk | Greenwood | Chrsn | Linthcm | Kiefer | Stowers | M.Jones | Mays |
| OKLA | Collins | Trmbll | Scott | Funk | Greenwood | Chrsn | Bruton | Kiefer | Stowers | M.Jones | Mays |
| ISU | Collins | Trmbll | Scott | Funk | Greenwood | Chrsn | Linthcm | Kiefer | Stowers | M.Jones | Mays |
| KAN | Collins | Trmbll | Scott | Funk | Christnsn | McCul | Linthcm | Kiefer | Stowers | M.Jones | Mays |
| DEF. | LE | NT | RE | OLB | ILB | ILB | ROLB | LC | WS | SS | RC |
| TCU | R. Harper | White | L.Johnson | Dumas | Reiner | MacDnld | Ringbg | Jones | Fisher | LePage | Smith |
| IND | White | J.Harper | L.Johnson | Fletr | Reiner | MacDnld | Ringbg | Jones | Fisher | LePage | Smith |
| MIA | White | M.Johnsn | L.Johnson | Fletr | Reiner | MacDnld | Ringbg | Jones | Fisher | LePage | McKny |
| ASU | White | M.Johnsn | L.Johnson | Elliott | Reiner | MacDnld | Ringbg | Jones | Fisher | LePage | McKny |
| COLO | White | M.Johnsn | L.Johnson | Elliott | Reiner | MacDnld | Ringbg | Jones | Fisher | LePage | Smith |
| NEB | White | M.Johnsn | L.Johnson | Elliott | Titone | MacDnld | Ringbg | Jones | Fisher | LePage | McKny |
| KSU | White | Russell | L.Johnson | Elliott | Titone | MacDnld | Ringbg | Jones | Fisher | LePage | Benson |
| OSU | White | Russell | L.Johnson | Miller | Titone | MacDnld | Ringbg | McKny | Fisher | LePage | Smith |
| OKLA | White | Russell | L.Johnson | Miller | Titone | MacDnld | Ringbg | Jones | Fisher | LePage | Scriv |
| ISU | White | M.Johnsn | L.Johnson | Miller | Titone | MacDnld | Ringbg | Jones | Washn | LePage | Scriv |
| KAN | White | J.Johnsn | L.Johnson | Miller | Titone | MacDnld | Ringbg | Jones | Washn | LePage | Scriv |

1989 Game-by-Game

Game 1 — September 9, 1989

MISSOURI 14, TEXAS CHRISTIAN 10

Faurot Field, Columbia, Mo.

Under the direction of Coach Bob Stull for the first time, the Tigers sidestepped a season-opening scare from the Horned Frogs, by stifling two TCU scoring threats deep in Mizzou territory in the closing seconds for a 14-10 win at Faurot Field.

In the first half, a lot of things went the Horned Frogs way, though. TCU scored on its first drive, marching 70 yards in three minutes, with Cedric Jackson scoring on a one-yard plunge.

A three-yard touchdown run by Tommie Stowers late in the second quarter tied the game at 7-7, but it was one of the only highlights in a half that saw TCU accumulate 16 first downs and 308 yards of total offense.

The Horned Frogs went into the lockerroom leading 10-7 after Kevin Cordesman made a 41-yard field goal with no time left on the clock. TCU's lead could have been bigger, but Cordesman missed a 32-yard field goal attempt and had a 24-yard effort blocked by Lee Johnson in the first quarter.

MU quarterback Kent Kiefer completed 18 of 28 passes for 226 yards in his debut, with tight end Tim Bruton gaining 109 of those yards on eight catches.

Four of his catches came on third down and resulted in first downs for the Tigers, and another was a 14-yard catch on second-and-12. That reception gave MU a first-and-10 at the TCU 26. After two runs by Jim White, MU went ahead to stay when, with 13:25 left in the game, White juked, weaved and tiptoed his way down the sideline with a Kiefer pass for a touchdown.

| | | | | |
|--|------------|-----------------|----------|-------------|
| TCU | 7 | 3 | 0 | 0-10 |
| Missouri | 0 | 7 | 0 | 7-14 |
| T — C. Jackson 1 run (Cordesman kick) | | | | |
| M — Stowers 3 run (Jacke kick) | | | | |
| T — FG Cordesman 41 | | | | |
| M — J. White 6 pass from Kiefer (Jacke kick) | | | | |
| A — 39,449 | | | | |
| Team Statistics | TCU | Missouri | | |
| First Downs | 23 | 17 | | |
| Rushes-yards | 52-283 | 38-58 | | |
| Passing yards | 204 | 226 | | |
| Returns yards | -7 | 51 | | |
| Passing | 19-40-1 | 18-28-3 | | |
| Total Offense | 487 | 284 | | |
| Punts | 6-26.5 | 6-31.3 | | |
| Fumbles-lost | 1-0 | 1-1 | | |
| Penalties-yards | 3-25 | 4-20 | | |

Individual Leaders

RUSHING—TCU, C. Jackson 20-104, Jiles 14-71, Dardhard 10-66, Moore 1-32, M. Jackson 5-13, D. Johnson 1-0, Ford 1-(3); Missouri, J. White 10-38, Stowers 14-30, M. Jones 6-5, Kiefer 8-(15).

PASSING—TCU, Jiles 19-40-1-204; Missouri, Kiefer 18-28-3-226.

RECEIVING—TCU, Blackwell 5-65, M. Jackson 5-42, C. Jackson 4-45, Holmes 3-31, Palmer 1-12, Ford 1-9; Missouri, Bruton 8-108, J. White 5-52, L. Collins 4-51, Mays 1-14.

Game 2 — September 16, 1989

INDIANA 24, MISSOURI 7

Memorial Stadium, Bloomington, Ind.

Capitalizing on Anthony Thompson's 159 yards and three touchdowns, the Indiana Hoosiers continued their success against Mizzou with a 24-7 triumph. For the fifth straight time, the Tigers came away from their game with Indiana without a win.

The Tigers drew first blood later in the first quarter, after a hit by Leon Fisher forced IU's Terry Saunders to fumble and Adrian Jones recovered at the Tiger 43-yard line. Kent Kiefer promptly connected with Linzy Collins on a 54-yard bomb to the Hoosier three, and two plays later, Tommie Stowers went over the top.

With 2:12 left in the half, Kiefer and Stowers missed connections on a handoff and fumbled at the MU 24-yard line. It took only three plays for Thompson to punch the ball into the endzone.

At the start of the second half, a Mizzou personal foul penalty set the Hoosiers up at the MU 18, and IU ran Thompson four times, before he scored the go-ahead touchdown on a three-yard.

On IU's next possession, a Tiger face-mask penalty added 15 yards to a 15-yard gain and sent Indiana from its own 47 to the Missouri 23-yard line. Four plays later, Scott Bonnell drilled a 34-yard field goal to give IU a 17-7 lead. Thompson completed the scoring with a 35-yard gallop with just under four minutes to play.

| | | | | |
|-----------------|----------|----------|-----------|-------------|
| Missouri | 7 | 0 | 0 | 0-7 |
| Indiana | 0 | 7 | 10 | 7-24 |

M — Stowers 1 run (Plunkett kick)
 I — A. Thompson 12 run (Bonnell kick)
 I — A. Thompson 3 run (Bonnell kick)
 I — FG Bonnell 34
 I — A. Thompson 35 run (Bonnell kick)
 A — 48,106

| Team Statistics | Missouri | Indiana |
|-----------------|----------|---------|
| First Downs | 18 | 15 |
| Rushes-yards | 40-66 | 44-192 |
| Passing yards | 181 | 87 |
| Returns yards | 5 | 9 |
| Passing | 15-27-0 | 9-15-0 |
| Total Offense | 247 | 279 |
| Punts | 5-33.2 | 6-29.8 |
| Fumbles-lost | 2-2 | 2-1 |
| Penalties-yards | 5-55 | 9-65 |

Individual Leaders

RUSHING—Missouri, Stowers 13-56, J. White 5-34, M. Jones 10-15, Kiefer 12-(39); Indiana, A. Thompson 25-159, Schnell 9-34, C. Miller 5-23, Green 1-4, Granderson 2-2, E. Thompson 1-(8), M. Smith 1-(22).

PASSING—Missouri, Kiefer 15-27-0-181; Indiana, Schnell 9-15-0-87.

RECEIVING—Missouri, Mays 5-39, Stowers 3-52, J. White 3-11, Leach 2-9, L. Collins 1-54, M. Jones 1-16; Indiana, T. Saunders 4-33, McGowan 2-22, A. Thompson 1-18, Walker 1-8, Matejko 1-6.

Game 3 — September 23, 1989
MIAMI 38, MISSOURI 7
 Faurot Field, Columbia, Mo.

With 43,923 fans in attendance on a brilliant fall day, the Tigers turned the ball over seven times, including six interceptions, to suffer a 38-7 loss to the second-ranked Miami Hurricanes. Despite the 31-point margin, Miami didn't wipe up Faurot Field with the Tigers.

Missouri threw some huge plays Miami's way, including a 67-yard TD bomb to Linzy Collins from QB Kent Kiefer in the first quarter that drew MU to a 7-7 tie.

Kiefer completed 24-of-44 attempts for 301 yards, and broke the MU record for completions in a game, and his yardage total was the eighth-best mark in MU history.

But, when you add in a minus-44 yards rushing and 10 penalties for 87 yards, the Tigers' total offense of 254 yards paled next to Miami's effort. The Hurricanes amassed 526 yards in offense, 384 by air on 23-of-41 passing by Craig Erickson.

It was the first of Miami's six interceptions that produced the first score, as Maurice Crum picked off a Kiefer pass and returned it 30 yards for a score. Miami moved ahead for good on Shannon Crowell's one-yard run in the second quarter.

UM's Carlos Huerta connected on a 42-yard FG with 1:36 to play in the first half for a 17-7 lead, and then Erickson scrambled left and raced into the endzone from the six. After a scoreless third period, Miami erased all hope of a Tiger upset with two more touchdowns in less than a minute.

| | | | | |
|-----------------|----------|-----------|----------|--------------|
| Miami | 7 | 17 | 0 | 14—38 |
| Missouri | 7 | 0 | 0 | 0—7 |

- MIA — Crum 30 int. return (Huerta kick)
- MO — L. Collins 67 pass from Kiefer (Baker kick)
- MIA — Crowell 1 run (Huerta kick)
- MIA — FG Huerta 42
- MIA — Erickson 6 run (Huerta kick)
- MIA — Conley 2 run (Huerta kick)
- MIA — Chudzinski 30 pass from Erickson (Huerta kick)
- A — 43,293

| Team Statistics | Miami | Missouri |
|------------------------|--------------|-----------------|
| First Downs | 22 | 16 |
| Rushes-yards | 39-142 | 25-(-44) |
| Passing yards | 384 | 301 |
| Returns yards | 76 | 2 |
| Passing | 24-42-1 | 24-44-6 |
| Total Offense | 526 | 257 |
| Punts | 6-33.0 | 8-36.0 |
| Fumbles-lost | 3-2 | 2-1 |
| Penalties-yards | 11-114 | 10-87 |

Individual Leaders

RUSHING—Miami, Conley 21-105, Johnson 6-23, Crowell 6-13, Erickson 4-9, McGuire 1-(-2), Torretta 1-(-6); Missouri, Elmore 2-9, J. White 9-8, Stowers 7-(-4), M. Jones 2-(-7), Kiefer 4-(-18), Team 1-(-32).
PASSING—Miami, Erickson 23-41-1-357, Torretta 1-1-0-27; Missouri, Kiefer 24-44-6-301.
RECEIVING—Miami, Chudzinski 8-101, Hill 4-75, Dawkins 4-75, Conley 3-56, Carroll 2-35, Thomas 1-27, Smith 1-9, Crowell 1-6; Missouri, Stowers 5-33, Linthacum 5-29, L. Collins 3-108, Leach 3-44, Mays 3-44, Bruton 2-23, M. Jones 1-13, J. White 1-4, Elmore 1-3.

Game 4 — September 30, 1989
ARIZONA STATE 19, MISSOURI 3
 Sun Devil Stadium, Tempe, Ariz.

In what was supposed to be a passing show between Missouri's Kent Kiefer and Arizona State's Paul Justin, the Sun Devils utilized a ground-it-out running attack in a 19-3 victory over the Tigers.

Arizona State received a career-high 134 yards on the ground from David Winsley. The Sun Devils rushed for 252 yards and wore out the Tigers' defense.

ASU moved ahead 5-3 on a 36-yard field goal by Alan Zendejas with 12:14 left in the third quarter, after moving 61 yards in nine plays, with a 17-yard run by Winsley and a 16-yard pass from Justin to Scott Veach highlighting the drive to the MU 19.

ASU stretched the lead to 12-3 early in the fourth quarter, when ASU scored the first touchdown of the game on a four-yard run by Jeff Simoneau, then put the game out of reach with a 10-play, 66-yard drive capped by a one-yard TD plunge by Simoneau.

MU took a 3-2 halftime lead when Dan Baker nailed a 22-yard field goal — the Tigers' first of the season — in the second quarter. The FG was set up by Leon Fisher's 22-yard pass interception return. ASU's Eddie Stokes had raced up the middle to block a Mark Plunkett punt out of the endzone for a safety in the first quarter.

Mizzou's defenders, led by Adrian Jones and Kevin White, thwarted two first-half scoring attempts by the Sun Devils, stopping them on a fourth-and-one at the six on one occasion, and Jones later intercepted a pass in the endzone, just before halftime.

| | | | | |
|--------------------|----------|----------|----------|--------------|
| Missouri | 0 | 3 | 0 | 0—3 |
| Arizona St. | 2 | 0 | 3 | 14—19 |

- ASU—Safety, blocked punt out of end zone
- MU—FG Baker 22
- ASU—FG Zendejas 36
- ASU—Simoneau 4 run (Zendejas kick)
- ASU—Simoneau 1 run (Zendejas kick)
- A—64,003

| Team Statistics | Missouri | Arizona St. |
|------------------------|-----------------|--------------------|
| First Downs | 13 | 22 |
| Rushes-yards | 38-100 | 56-252 |
| Passing yards | 93 | 125 |
| Returns yards | 43 | 28 |
| Passing | 12-26-1 | 12-20-0 |
| Total Offense | 193 | 377 |
| Punts | 8-40.0 | 6-39.3 |
| Fumbles-lost | 3-2 | 2-1 |
| Penalties-yards | 5-55 | 5-59 |

Individual Leaders

RUSHING—Missouri, Kayhill 16-54, M. Jones 7-39, Stowers 5-15, Mays 1-8, J. White 1-7, Kiefer 5-(-23); Arizona State, Winsley 25-134, Perkins 13-70, Simoneau 10-45, Harkrader 2-10, Carman 2-5, Laster 1-1, Justin 3-(-13).
PASSING—Missouri, Kiefer 11-23-1-88, Stollenwerck 1-3-0-5; Arizona State, Justin 12-20-2-125.
RECEIVING—Missouri, Bruton 3-28, L. Collins 2-10, Leach 2-29, Mays 2-12, Pointer 1-5, M. Jones 1-5, Elmore 1-4; Arizona State, Fair 5-67, Veach 3-40, James 1-10, McReynolds 1-3.

Game 3 — September 23, 1989

MIAMI 38, MISSOURI 7

Faurot Field, Columbia, Mo.

With 43,923 fans in attendance on a brilliant fall day, the Tigers turned the ball over seven times, including six interceptions, to suffer a 38-7 loss to the second-ranked Miami Hurricanes. Despite the 31-point margin, Miami didn't wipe up Faurot Field with the Tigers.

Missouri threw some huge plays Miami's way, including a 67-yard TD bomb to Linzy Collins from QB Kent Kiefer in the first quarter that drew MU to a 7-7 tie.

Kiefer completed 24-of-44 attempts for 301 yards, and broke the MU record for completions in a game, and his yardage total was the eighth-best mark in MU history.

But, when you add in a minus-44 yards rushing and 10 penalties for 87 yards, the Tigers' total offense of 254 yards paled next to Miami's effort. The Hurricanes amassed 526 yards in offense, 384 by air on 23-of-41 passing by Craig Erickson.

It was the first of Miami's six interceptions that produced the first score, as Maurice Crum picked off a Kiefer pass and returned it 30 yards for a score. Miami moved ahead for good on Shannon Crowell's one-yard run in the second quarter.

UM's Carlos Huerta connected on a 42-yard FG with 1:36 to play in the first half for a 17-7 lead, and then Erickson scrambled left and raced into the endzone from the six. After a scoreless third period, Miami erased all hope of a Tiger upset with two more touchdowns in less than a minute.

| | | | | |
|--|--------------|-----------------|----------|--------------|
| Miami | 7 | 17 | 0 | 14-38 |
| Missouri | 7 | 0 | 0 | 0-7 |
| MIA — Crum 30 int. return (Huerta kick) | | | | |
| MO — L. Collins 67 pass from Kiefer (Baker kick) | | | | |
| MIA — Crowell 1 run (Huerta kick) | | | | |
| MIA — FG Huerta 42 | | | | |
| MIA — Erickson 6 run (Huerta kick) | | | | |
| MIA — Conley 2 run (Huerta kick) | | | | |
| MIA — Chudzinski 30 pass from Erickson (Huerta kick) | | | | |
| A — 43,293 | | | | |
| Team Statistics | Miami | Missouri | | |
| First Downs | 22 | 16 | | |
| Rushes-yards | 39-142 | 25-(-44) | | |
| Passing yards | 384 | 301 | | |
| Returns yards | 76 | 2 | | |
| Passing | 24-42-1 | 24-44-6 | | |
| Total Offense | 526 | 257 | | |
| Punts | 6-33.0 | 8-36.0 | | |
| Fumbles-lost | 3-2 | 2-1 | | |
| Penalties-yards | 11-114 | 10-87 | | |
| Individual Leaders | | | | |
| RUSHING—Miami, Conley 21-105, Johnson 6-23, Crowell 6-13, Erickson 4-9, McGuire 1-(-2), Torretta 1-(-6); Missouri, Elmore 2-9, J. White 9-8, Stowers 7-(-4), M. Jones 2-(-7), Kiefer 4-(-18), Team 1-(-32). | | | | |
| PASSING—Miami, Erickson 23-41-1-357, Torretta 1-1-0-27; Missouri, Kiefer 24-44-6-301. | | | | |
| RECEIVING—Miami, Chudzinski 8-101, Hill 4-75, Dawkins 4-75, Conley 3-56, Carroll 2-35, Thomas 1-27, Smith 1-9, Crowell 1-6; Missouri, Stowers 5-33, Linthacum 5-29, L. Collins 3-108, Leach 3-44, Mays 3-44, Bruton 2-23, M. Jones 1-13, J. White 1-4, Elmore 1-3. | | | | |

Game 4 — September 30, 1989

ARIZONA STATE 19, MISSOURI 3

Sun Devil Stadium, Tempe, Ariz.

In what was supposed to be a passing show between Missouri's Kent Kiefer and Arizona State's Paul Justin, the Sun Devils utilized a ground-it-out running attack in a 19-3 victory over the Tigers.

Arizona State received a career-high 134 yards on the ground from David Winsley. The Sun Devils rushed for 252 yards and wore out the Tigers' defense.

ASU moved ahead 5-3 on a 36-yard field goal by Alan Zendejas with 12:14 left in the third quarter, after moving 61 yards in nine plays, with a 17-yard run by Winsley and a 16-yard pass from Justin to Scott Veach highlighting the drive to the MU 19.

ASU stretched the lead to 12-3 early in the fourth quarter, when ASU scored the first touchdown of the game on a four-yard run by Jeff Simoneau, then put the game out of reach with a 10-play, 66-yard drive capped by a one-yard TD plunge by Simoneau.

MU took a 3-2 halftime lead when Dan Baker nailed a 22-yard field goal — the Tigers' first of the season — in the second quarter. The FG was set up by Leon Fisher's 22-yard pass interception return. ASU's Eddie Stokes had raced up the middle to block a Mark Plunkett punt out of the endzone for a safety in the first quarter.

Mizzou's defenders, led by Adrian Jones and Kevin White, thwarted two first-half scoring attempts by the Sun Devils, stopping them on a fourth-and-one at the six on one occasion, and Jones later intercepted a pass in the endzone, just before halftime.

| | | | | |
|---|-----------------|--------------------|----------|--------------|
| Missouri | 0 | 3 | 0 | 0-3 |
| Arizona St. | 2 | 0 | 3 | 14-19 |
| ASU—Safety, blocked punt out of end zone | | | | |
| MU—FG Baker 22 | | | | |
| ASU—FG Zendejas 36 | | | | |
| ASU—Simoneau 4 run (Zendejas kick) | | | | |
| ASU—Simoneau 1 run (Zendejas kick) | | | | |
| A—64,003 | | | | |
| Team Statistics | Missouri | Arizona St. | | |
| First Downs | 13 | 22 | | |
| Rushes-yards | 38-100 | 56-252 | | |
| Passing yards | 93 | 125 | | |
| Returns yards | 43 | 28 | | |
| Passing | 12-26-1 | 12-20-0 | | |
| Total Offense | 193 | 377 | | |
| Punts | 8-40.0 | 6-39.3 | | |
| Fumbles-lost | 3-2 | 2-1 | | |
| Penalties-yards | 5-55 | 5-59 | | |
| Individual Leaders | | | | |
| RUSHING—Missouri, Kayhill 16-54, M. Jones 7-39, Stowers 5-15, Mays 1-8, J. White 1-7, Kiefer 5-(-23); Arizona State, Winsley 25-134, Perkins 13-70, Simoneau 10-45, Harkrader 2-10, Carman 2-5, Laster 1-1, Justin 3-(-13). | | | | |
| PASSING—Missouri, Kiefer 11-23-1-88, Stollenwerck 1-3-0-5; Arizona State, Justin 12-20-2-125. | | | | |
| RECEIVING—Missouri, Bruton 3-28, L. Collins 2-10, Leach 2-29, Mays 2-12, Pointer 1-5, M. Jones 1-5, Elmore 1-4; Arizona State, Fair 5-67, Veach 3-40, James 1-10, McReynolds 1-3. | | | | |

Game 5 — October 7, 1989

COLORADO 49, MISSOURI 3

Folsom Field, Boulder, Colo.

The Colorado Buffaloes, ranked third in the nation and looking like a serious challenger for the national title, dominated the Tigers, 49-3, in front of 51,885 fans at Folsom Field.

The Missouri defense had trouble stopping the CU option offense, led by sophomore QB Darian Hagan. Hagan amassed 262 yards of total offense playing just the first half. In addition to his 6-for-6, 156-yard passing day, he rushed for 106 yards and three touchdowns.

CU scored TDs on its first three possessions, and with 5:07 left in the first period, the game was one-sided, 21-0. A missed 50-yard FG on CU's fourth possession was of a little relief, as Colorado rolled 80 yards in eight plays on its fifth possession for another touchdown.

In all, the Buffs had the ball for 20:52 seconds of the first half to MU's 9:08. Colorado rolled up 595 yards in total offense, and for the second straight game, Mizzou's offense did not score a touchdown. The Tigers had 225 yards in total offense, compiling just 53 of those yards in the first half.

| | | | | |
|---|---------------------------|-----------------|----------|-------------|
| Missouri | 0 | 0 | 3 | 0-3 |
| Colorado | 21 | 14 | 7 | 7-49 |
| C — Hagan 9 run (Culbertson kick) | | | | |
| C — Hagan 2 run (Culbertson kick) | | | | |
| C — Hagan 8 run (Culbertson kick) | | | | |
| C — Hemingway 4 run (Culbertson kick) | | | | |
| C — Bieniemy 26 run (Culbertson kick) | | | | |
| M — FG Baker 30 | | | | |
| C — Flannigan 7 run (Culbertson kick) | | | | |
| C — Johnson 33 run (Culbertson kick) | | | | |
| A — 51,885 | | | | |
| Team Statistics | Missouri | Colorado | | |
| First Downs | 17 | 28 | | |
| Rushes-yards | 26-16 | 65-439 | | |
| Passing yards | 209 | 156 | | |
| Returns yards | 0 | 121 | | |
| Passing | 21-43-0 | 6-8-0 | | |
| Total Offense | 225 | 595 | | |
| Punts | 9-40.1 | 1-50.0 | | |
| Fumbles-lost | 4-1 | 5-2 | | |
| Penalties-yards | 6-30 | 5-46 | | |
| | Individual Leaders | | | |
| RUSHING—Missouri, J. White 5-34, J. Collins 2-14, M. Jones 4-10, Elmore 1-7, Stowers 4-5, Kayhill 4-1, Kiefer 6-(-53); Colorado, Bieniemy 16-116, Hagan 15-106, Flannigan 13-68, C. Johnson 7-60, M. Nelson 1-41, Hemingway 4-18, Senna 3-15, Kissick 2-8, Bell 2-6, Simmons 2-1. | | | | |
| PASSING—Missouri, Kiefer 18-31-0-176, Stollenwerck 3-11-0-33, M. Jones 0-1-0-0; Colorado, Hagan 6-6-0-156, C. Johnson 0-1-0-0, Walters 0-1-0-0. | | | | |
| RECEIVING—Missouri, Linthacum 6-72, L. Collins 4-63, Stowers 3-12, M. Jones 2-16, Bruton 2-14, Pointer 1-18, J. White 1-12, Mays 1-3, Leach 1-2; Colorado, Perak 2-20, Campbell 1-58, M. Nelson 1-41, Henry 1-30, Bieniemy 1-7. | | | | |

Game 6 — October 14, 1989

NEBRASKA 50, MISSOURI 7

Faurot Field, Columbia, Mo.

Playing their third top-five ranked team in four weeks, the Missouri Tigers found the results pretty much the same against the fourth-ranked Nebraska Cornhuskers, who rolled to a 26-0 first-quarter lead, led 36-0 at halftime and beat Missouri, 50-7.

Nebraska wasted little time finding the Missouri endzone. The Huskers scored on the first four possessions of the game, two of them were the Tigers'.

After a 19-yard touchdown pass from Gerry Gdowski to Morgan Gregory for a 7-0 Husker lead, NU's Mike Croel blocked a Mark Plunkett punt on MU's first possession. The ball bounced out of the endzone, and Nebraska took a 9-0 lead.

Nebraska struck quickly following the free kick, when Gdowski took off on a 34-yard scoring jaunt on the second play from scrimmage. On Missouri's next series, Nebraska's Travis Hill blocked another Plunkett punt and Husker Reggie Cooper recovered the ball in the endzone for a touchdown.

Senior QB John Stollenwerck came on in relief of Kent Kiefer in the second half, and led MU to its only score, a one-yard run by Michael Jones with five minutes remaining in the third quarter.

| | | | | |
|--|---------------------------|-----------------|----------|-------------|
| Nebraska | 26 | 10 | 7 | 7-50 |
| Missouri | 0 | 0 | 7 | 0-7 |
| N — Gregory 19 pass from Gdowski (Barrios kick) | | | | |
| N — Safety, blocked punt through end zone | | | | |
| N — Gdowski 34 run (Barrios kick) | | | | |
| N — Cooper recovered blocked punt in end zone (Barrios kick) | | | | |
| N — FG Drennan 48 | | | | |
| N — FG Drennan 42 | | | | |
| N — Gdowski 2 run (Barrios kick) | | | | |
| N — Clark 5 run (Barrios kick) | | | | |
| M — M. Jones 1 run (Baker kick) | | | | |
| N — Joseph 1 run (Barrios kick) | | | | |
| A — 55,620 | | | | |
| Team Statistics | Nebraska | Missouri | | |
| First Downs | 26 | 17 | | |
| Rushes-yards | 73-417 | 36-117 | | |
| Passing yards | 56 | 148 | | |
| Returns yards | 183 | 13 | | |
| Passing | 4-11-0 | 15-31-1 | | |
| Total Offense | 473 | 265 | | |
| Punts | 1-51.0 | 7-31.6 | | |
| Fumbles-lost | 4-2 | 3-2 | | |
| Penalties-yards | 13-106 | 7-71 | | |
| | Individual Leaders | | | |
| RUSHING—Nebraska, Clark 17-125, Gdowski 12-122, Grant 9-55, Carpenter 8-29, Joseph 9-20, Flowers 3-15, Johnk 1-15, Schmidt 1-13, Dowse 1-9, Rodgers 9-9, Hughes 3-5; Missouri, M. Jones 12-50, Stowers 13-47, Mays 1-23, J. White 3-4, Elmore 1-2, Ramstack 2-2, Kayhill 1-(-1), Kiefer 1-(-2), Stollenwerck 2-(-8). | | | | |
| PASSING—Nebraska, Gdowski 3-7-0-41, Grant 1-3-0-15, Joseph 0-1-0-0; Missouri, Kiefer 8-18-0-59, Stollenwerck 6-10-1-78, Ramstack 1-3-0-11. | | | | |
| RECEIVING—Nebraska, Gregory 3-45, Bell 1-11; Missouri, Leach 3-40, Bruton 3-30, L. Collins 2-21, J. White 2-2, Pointer 1-11, Chamberlain 1-8, M. Jones 1-8, Linthacum 1-6. | | | | |

Game 9 — November 4, 1989
OKLAHOMA 52, MISSOURI 14
 Memorial Stadium, Norman, Okla.

The Oklahoma Sooners had an unfamiliar look with a new coach, a new tailback and a new quarterback running their option offense. For Missouri, however, the outcome was all too familiar.

OU quarterback Steve Collins rushed for 147 yards and two touchdowns, and Ike Lewis added two more TDs as the Sooners beat the Tigers, 52-14, before 72,300 fans at Memorial Stadium in Norman, Okla. Collins, who made his first start since breaking a finger early in the season, led the Sooners to 565 yards in total offense, including 423 yards rushing.

Following an OU punt, Michael Jones fumbled on MU's first play to set up the Sooners' first touchdown. Oklahoma moved 32 yards, with Lewis scoring on a 12-yard run.

Missouri responded, though, as Kent Kiefer rolled right, eluded pressure and hit a wide open Linzy Collins down the sideline for a 64-yard TD on the next possession.

The Tigers' defense stopped the Sooners on their next two possessions, but in the second quarter, the Sooners started to roll. TD runs by Collins and Lewis and a 35-yard FG by R.D. Lashar gave Oklahoma a 24-7 lead.

MU's only other score came on a two-yard run by Jones with 3:40 remaining in the first half. But OU came right back on a 14-yard TD run by Collins with 1:06 left in the half.

| | | | | |
|--|-----------------|-----------------|-----------|-------------|
| Missouri | 7 | 7 | 0 | 0—14 |
| Oklahoma | 7 | 24 | 14 | 7—52 |
| O — Lewis 12 run (Lashar kick) | | | | |
| M — L. Collins 64 pass from Kiefer (Baker kick) | | | | |
| O — Lewis 22 run (Lashar kick) | | | | |
| O — FG Lashar 35 | | | | |
| O — S. Collins 11 run (Lashar kick) | | | | |
| M — M. Jones 2 run (Baker kick) | | | | |
| O — S. Collins 14 run (Lashar kick) | | | | |
| O — Perry 1 run (Lashar kick) | | | | |
| O — McKinley 13 run (Lashar kick) | | | | |
| O — Cooper 4 pass from S. Collins (Lashar kick) | | | | |
| A — 72,300 | | | | |
| Team Statistics | Missouri | Oklahoma | | |
| First Downs | 15 | 30 | | |
| Rushes-yards | 26-8 | 72-423 | | |
| Passing yards | 312 | 142 | | |
| Returns yards | -5 | 38 | | |
| Passing | 19-33-2 | 7-10-0 | | |
| Total Offense | 320 | 565 | | |
| Punts | 7-41.4 | 4-41.0 | | |
| Fumbles-lost | 2-1 | 4-0 | | |
| Penalties-yards | 6-45 | 4-38 | | |
| Individual Leaders | | | | |
| RUSHING —Missouri, Stowers 10-24, M. Jones 10-22, Elmore 1-1, Kiefer 5-(-39); Oklahoma, S. Collins 17-147, Brewer 22-92, Lewis 13-82, McKinley 6-48, Perry 8-32, Taylor 3-28, T. Collins 3-(-6). | | | | |
| PASSING —Missouri, Kiefer 16-24-0-260, Stollenwerck 2-5-2-34, Ramstack 1-4-0-18; Oklahoma, S. Collins 5-8-0-110, T. Collins 2-2-0-32. | | | | |
| RECEIVING —Missouri, L. Collins 5-112, M. Jones 4-31, Mays 2-58, Leach 2-17, Stowers 2-6, Wells 1-18, Bruton 1-18, Linthacum 1-9; Oklahoma, Taylor 2-57, Cooper 2-21, Mickey 1-31, Bross 1-22, Brewer 1-11. | | | | |

Game 10 — November 11, 1989
IOWA STATE 35, MISSOURI 21
 Faurot Field, Columbia, Mo.

For a quarter against the Iowa State Cyclones, the Missouri Tigers' offense roared like a high-powered sports car. Somewhere during the second quarter, however, the Tigers threw a pair of rods, namely offensive guards Pete Scott and Jay Greenwood, and sputtered to a halt.

Missouri led 21-0 with less than two minutes remaining in the first half, but with Scott and Greenwood sidelined with injuries, the Cyclones scored 28 second-half points to complete a 35-21 victory over the Tigers before 36,538 fans at Faurot Field.

MU scored TDs the first three times it had the ball, two of them on impressive 80-yard drives. But after the 1:15 mark of the first quarter, the Tigers never again darkened the door of Iowa State's endzone.

Iowa State relied on offensive stars QB Bret Oberg and TB Blaise Bryant to produce all five ISU touchdowns. Oberg completed 18-of-27 passes for 239 yards and two TDs, and Bryant added 178 yards and three scores on 40 carries.

After Missouri churned out 106 rushing yards and 147 passing yards in the first half, the Tigers managed just 31 yards total offense in the second. QB Kent Kiefer was 7-for-7 for 102 yards on MU's first three drives, with a 31-yard scoring strike to Skip Leach, and a nine-yard TD pass to Linzy Collins. A 26-yard pass to Tommie Stowers set up a one-yard TD run by Michael Jones.

| | | | | |
|--|-------------------|-----------------|-----------|--------------|
| Iowa State | 0 | 7 | 14 | 14—35 |
| Missouri | 21 | 0 | 0 | 0—21 |
| M — Leach 31 pass from Kiefer (Baker kick) | | | | |
| M — L. Collins 9 pass from Kiefer (Baker kick) | | | | |
| M — M. Jones 1 run (Baker kick) | | | | |
| IS — Busch 20 pass from Oberg (Shudak kick) | | | | |
| IS — Bryant 7 run (Shudak kick) | | | | |
| IS — Bryant 2 run (Shudak kick) | | | | |
| IS — Lester 58 pass from Oberg (Shudak kick) | | | | |
| IS — Bryant 3 run (Shudak kick) | | | | |
| A — 36,538 | | | | |
| Team Statistics | Iowa State | Missouri | | |
| First Downs | 28 | 13 | | |
| Rushes-yards | 59-276 | 26-106 | | |
| Passing yards | 239 | 178 | | |
| Returns yards | 36 | 0 | | |
| Passing | 18-27-0 | 14-25-2 | | |
| Total Offense | 515 | 284 | | |
| Punts | 2-56.5 | 5-50.0 | | |
| Fumbles-lost | 1-1 | 0-0 | | |
| Penalties-yards | 6-60 | 3-20 | | |
| Individual Leaders | | | | |
| RUSHING —Iowa State, Bryant 40-172, Wilkinson 4-47, Oberg 9-29, Warmack 4-18, Thibodeaux 2-10; Missouri, Stowers 18-82, M. Jones 7-28, Kiefer 1-(-4). | | | | |
| PASSING —Iowa State, Oberg 18-27-0-239; Missouri, Kiefer 14-24-2-178, VanZant 0-1-0-0. | | | | |
| RECEIVING —Iowa State, Lester 10-146, Busch 2-40, T. Moore 2-21, Glotfelty 1-11, Mahoney 1-9, Bryant 1-6, T. Williams 1-6; Missouri, L. Collins 5-47, Stowers 4-51, Leach 2-44, Mays 2-28, Linthacum 1-8. | | | | |

Game 11 — November 18, 1989

KANSAS 46, MISSOURI 44

Faurot Field, Columbia, Mo.

Missouri quarterback Kent Kiefer piloted the Tiger offense to a school-record 444 yards passing and a season-high 44 points against Kansas at Faurot Field. But when it came time for the MU offense to touch down, the Tigers overshot the runway.

Kiefer's two-point conversion pass to Byron Chamberlain was ruled out of bounds with 29 seconds remaining, leaving the Tigers two points short in a 46-44 loss to Kansas

With 6:48 to go, Dan Baker's 39-yard FG brought MU within a point. Mizzou forced KU to punt moments later, but Ron Pointer fumbled at the MU 15, and Kansas' Kelly Donohoe scored three plays later.

At its own 30 with no timeouts left, MU started its final drive. Behind Kiefer's passing, the Tigers moved quickly and Tommie Stowers scored from the Jayhawk one.

Missouri attempted an onside kick after the missed conversion, but the ball bounced out of bounds at the KU 48. The Jayhawks retained possession and ran out the clock.

Kiefer finished the day completing 29-of-48 passes for 444 yards and four TDs.

| | | | | |
|---|---------------|-----------------|-----------|--------------|
| Kansas | 10 | 3 | 19 | 14-46 |
| Missouri | 14 | 7 | 14 | 9-44 |
| M — Stowers 3 run (Baker kick) | | | | |
| M — Mays 5 pass from Kiefer (Baker kick) | | | | |
| K — Q. Smith 46 pass from Donohoe (Fleeman kick) | | | | |
| K — FG Fleeman 37 | | | | |
| K — FG Fleeman 21 | | | | |
| M — Mays 28 pass from Kiefer (Baker kick) | | | | |
| K — Sands 7 run (run failed) | | | | |
| M — L. Collins 79 pass from Kiefer (Baker kick) | | | | |
| K — Sands 66 run (Fleeman kick) | | | | |
| K — Sands 9 run (run failed) | | | | |
| M — Leach 29 pass from Kiefer (Baker kick) | | | | |
| K — Donohoe 1 run (Fleeman kick) | | | | |
| M — FG Baker 39 | | | | |
| K — Donohoe 1 run (Fleeman kick) | | | | |
| M — Stowers 1 run (pass failed) | | | | |
| A — 33,981 | | | | |
| Team Statistics | Kansas | Missouri | | |
| First Downs | 19 | 24 | | |
| Rushes-yards | 52-262 | 34-54 | | |
| Passing yards | 163 | 444 | | |
| Returns yards | 44 | 9 | | |
| Passing | 11-25-1 | 29-48-1 | | |
| Total Offense | 425 | 498 | | |
| Punts | 6-37.8 | 7-34.1 | | |
| Fumbles-lost | 2-1 | 6-2 | | |
| Penalties-yards | 5-40 | 7-68 | | |
| Individual Leaders | | | | |
| RUSHING—Kansas, Sands 29-215, Douglas 14-43, Q. Smith 1-7, Donohoe 7-0, Hatchett 1(-3); Missouri, Stowers 22-103, S. Moore 3-9, M. Jones 3(-4), L. Collins 1(-10), Kiefer 5(-44). | | | | |
| PASSING—Kansas, Donohoe 11-25-1-163; Missouri, Kiefer 29-48-1-444. | | | | |
| RECEIVING—Kansas, Q. Smith 4-86, Baker 3-41, Drayton 3-30, Douglas 1-6; Missouri, L. Collins 9-193, Stowers 6-50, Leach 5-88, Mays 4-62, Bruton 3-32, Linthacum 1-12, Moore 1-7. | | | | |

Spring Game — April 21, 1989

BLACK 35, GOLD 26

Faurot Field, Columbia, Mo.

The Black and Gold teams combined to pass for 561 yards and six touchdowns, but it was a 67-yard scoring strike from Mark Ramstack to Linzy Collins that capped a 35-26 Black victory at Faurot Field.

The Gold took a quick lead in the opening quarter, when redshirt freshman Phil Johnson hit Byron Chamberlain on a 93-yard TD pass. The Gold lead grew to 13-0, two minutes later, when linebacker Lance Noel picked off a Kent Kiefer pass and returned it 72 yards.

The Black, behind Ramstack's passing, moved the ball 76 yards in 13 plays to set up a four-yard TD scamper by Tony VanZant.

Michael Jones put the Black squad ahead to stay in the third quarter, when he broke loose on a 32-yard touchdown jaunt. The Black upped its lead to 28-20, when Kiefer threw a six-yard touchdown pass to VanZant.

The Gold cut into the lead with 3:31 remaining, when Livingstone found a wide open David Frisch for an 8-yard touchdown pass, but the Gold's two-point attempt was broken up.

Most outstanding awards went to:

Offensive lineman — WR Byron Chamberlain

Offensive back — FB Michael Jones

Defensive lineman — DE Rick Lyle

Defensive back — OLB Mike Ringgenberg

| | | | | |
|---|-------------|--------------|----------|--------------|
| Gold | 13 | 7 | 0 | 6-26 |
| Black | 7 | 7 | 7 | 14-35 |
| G — Chamberlain 93 pass from P. Johnson (kick blocked) | | | | |
| G — Noel 72 interception return (R. Gish kick) | | | | |
| B — VanZant 4 run (Jacke kick) | | | | |
| G — Wells 9 pass from Livingstone (Weir kick) | | | | |
| B — M. Jones 5 pass from Kiefer (Plunkett kick) | | | | |
| B — M. Jones 32 run (Jack kick) | | | | |
| B — VanZant 6 pass from Kiefer (Plunkett kick) | | | | |
| G — Frisch 8 pass from Livingstone (pass failed) | | | | |
| B — L. Collins 67 pass from Ramstack (Jacke kick) | | | | |
| Team Statistics | Gold | Black | | |
| First Downs | 17 | 26 | | |
| Rushes-yards | 16-48 | 33-155 | | |
| Passing yards | 284 | 277 | | |
| Returns yards | 80 | 13 | | |
| Passing | 18-29-2 | 21-40-2 | | |
| Total Offense | 332 | 432 | | |
| Punts | 1-41 | 4-40.8 | | |
| Fumbles-lost | 3-3 | 2-0 | | |
| Penalties-yards | 2-15 | 1-15 | | |
| Individual Leaders | | | | |
| RUSHING—Gold, Schlef 5-21, Oliver 6-12, P. Johnson 2-11, Tate 3-4; Black, Jones 9-78, VanZant 7-40, Moore 6-37, J. Collins 3-12, M. Johnson 1-2, Kiefer 4(-5), Ramstack 3(-9). | | | | |
| PASSING — Gold, P. Johnson 5-11-1-134, Livingstone 12-17-1-131, Schlef 1-1-0-19; Black, Ramstack 8-18-1-148, Kiefer 13-22-1-129. | | | | |
| RECEIVING — Gold, Chamberlain 5-119, Frisch 4-51, Tate 4-50, Wells 2-25, P. Johnson 1-19, Oliver 1-12, Bailey 1-8; Black, L. Collins 6-135, Leach 3-46, Jones 3-23, J. Collins 3-22, Bruton 2-27, Jaquess 1-9, VanZant 1-6, Linthacum 1-5, Moore 1-4. | | | | |

The Last Time It Happened

BY MISSOURI

| |
|--|
| 600 yards total offense 614 vs. Kansas State, 1984 |
| 500 yards total offense 540 vs. Oklahoma State, 1989 |
| 400 yards rushing 471 vs. Kansas, 1988 |
| 400 yards passing 444 vs. Kansas, 1989 |
| 300 yards passing Same as above |
| 60 points scored 61 vs. Kansas State, 1984 |
| 50 points scored 55 vs. Kansas, 1988 |
| 30 first downs 32 vs. Oklahoma State, 1989 |
| 100 yards in penalties 128 vs. Kansas State, 1989 |
| 300 yards total offense 400, Kent Kiefer vs. Kansas, 1989 |
| 200 yards rushing 224, Darrell Wallace vs. Kansas St., 1985 |
| 150 yards rushing 165, Michael Jones vs. Kansas, 1988 |
| 300 yards passing 444, Kent Kiefer vs. Kansas, 1989 |
| 70-yard run from scrimmage 86, Robert Delpino vs. Iowa State, 1987 (td) |
| 70-yard pass 79, Kent Kiefer to Linzy Collins vs. Kansas, 1989 (td) Kansas State, 1988 (td) |
| 60-yard field goal 62, Tom Whelihan vs. Colorado, 1986 |
| 50-yard field goal 50, Jeff Jacke vs. Kansas, 1988 |
| Interception return for touchdown 64, Ted LePage vs. Kansas State, 1989 |
| Punt return for touchdown 50, Bill Whitaker vs. Illinois, 1978 |
| Kickoff return for touchdown 85, Ricky Doby vs. Okla. St., 1982 |
| Safety 1984 vs. Notre Dame, Steve Leshe tackled Alan Pinkett in end zone |

BY OPPONENTS

| |
|---|
| 600 yards total offense 750 by Oklahoma, 1986 |
| 500 yards total offense 515 by Iowa State, 1989 |
| 400 yards rushing 418 by Oklahoma, 1989 |
| 400 yards passing never been done |
| 300 yards passing 322 by Kansas State, 1989 |
| 60 points scored 77 by Oklahoma, 1986 |
| 50 points scored 52 by Oklahoma, 1989 |
| 30 first downs 30 by Oklahoma, 1989 |
| 100 yards in penalties 102 by San Diego State, 1980 |
| 300 yards total offense 319, Dave Schnell, Indiana, 1987 |
| 200 yards rushing 215, Tony Sands, Kansas, 1989 |
| 150 yards rushing Same as above |
| 300 yards passing 302, Carl Straw, Kansas State, 1989 |
| 70-yard run from scrimmage 92, Tyreese Knox, Nebraska, 1986 (td) |
| 70-yard pass 82, Steve Taylor to Todd Millikan, Nebraska, 1988 (td) |
| 60-yard field goal never been done |
| 50-yard field goal 51, Cary Blanchard, Okla. State, 1989 |
| Interception return for touchdown 30, Maurice Crum, Miami (Fla.), 1989 |
| Punt return for touchdown 18, Reggie Cooper, Nebraska, recovered blocked punt in end zone, 1989 |
| Kickoff return for touchdown 90, Harry Roberts, Okla. St., 1983 |
| Safety 1989 vs. Nebraska, Mike Croel blocked Mark Plunkett punt out of end zone |

Records/History

All-Time Individual Records

(Season and career totals do not include post-season activity)

SCORING

Most Points Scored

Game: 24, Earl Gant vs. Kansas, 11/11/78
24, James Wilder vs. Nebraska, 11/18/78
24, Marlon Adler vs. Iowa State, 10/29/83
Season: 121, Bob Steuber, 1942
Career: 222, Bob Steuber, 1940-42

Most Touchdowns Scored

Game: 4, Earl Gant vs. Kansas, 11/11/78
4, James Wilder vs. Nebraska, 11/18/78
4, Marlon Adler vs. Iowa State, 10/29/83
Season: 18, Bob Steuber, 1942
Career: 32, Bob Steuber, 1940-42

Most Extra Points Attempted by Kicking

Game: 8, Jeff Brockhaus vs. Kansas State, 10/21/78
8, Brad Burditt vs. Colorado, 10/8/83
8, Brad Burditt vs. Kansas State, 10/20/84
8, Bob Dawson vs. St. Louis, 10/1/48
Season: 44, Jeff Brockhaus, 1978 (41 made)
44, Bob Dawson, 1948 (38 made)
Career: 85, Tim Gibbons, 1974-76 (79 made)

Most Extra Points Made by Kicking

Game: 8, Jeff Brockhaus vs. Kansas State, 10/21/78
8, Brad Burditt vs. Colorado, 10/8/83
Season: 41, Jeff Brockhaus, 1978
Career: 79, Tim Gibbons, 1974-76

Highest Percentage of Extra Points Made

Season: (min. 20) 1.000, Charles Rash, 1957 (20-20)
(min. 30) .971, Tim Gibbons, 1975 (33-34)
Career: (min. 50) .952, Tom Whelihan, 1984-87 (59-62)

Most Consecutive Extra Points Made

Game: 8, Jeff Brockhaus vs. Kansas State, 10/21/78
8, Brad Burditt vs. Colorado, 10/8/83
Season: 30, Tim Gibbons, 1975 (first 30 attempts)
Career: 39, Tom Whelihan, 1986-87 (began vs. Texas, 9/20/86, ended vs. Kansas 11/21/87)

Most Points Scored by Kicking

Game: 14, Jack Bastable vs. Okla. St., 10/3/70
Season: 72, Tim Gibbons, 1975 (13 FGs, 33 PATs)
Career: 191, Tom Whelihan, 1984-87 (44 FGs, 59 PATs)

FIELD GOALS

Most Field Goals Attempted

Game: 7, Tom Whelihan vs. Okla. St., 11/16/85
Season: 27, Tim Gibbons, 1975 (13 made)
Career: 63, Tom Whelihan, 1984-87 (44 made)

Most Field Goals Made

Game: 4, Henry Brown vs. Air Force, 9/20/69
4, Jack Bastable vs. Oklahoma State, 10/3/70
4, Ron Verrilli vs. Iowa State, 11/10/79
4, Bob Lucchesi vs. So. Mississippi, 12/19/81
4, Tom Whelihan vs. California, 10/5/85
4, Tom Whelihan vs. Okla. St., 11/16/85
4, Jeff Jacke vs. Nebraska, 10/29/88
Season: 16, Tom Whelihan, 1985
Career: 44, Tom Whelihan, 1984-87 (63 attempts)

Highest Percentage of Field Goals Made

Season: (min. 20) .615, Tom Whelihan, 1985 (16-26)
Career: (min. 40) .698, Tom Whelihan, 1984-87 (44-63)

RUSHING

Most Carries

Game: 42, Darrell Wallace vs. Kansas State, 10/26/85
Season: 260, Joe Moore, 1969
Career: 574, Darrell Wallace, 1984-87

Most Net Yards Gained

Game: 240, Harry Ice vs. Kansas, 1941 (8 carries)
Season: 1,312, Joe Moore, 1969 (260 carries)
Career: 2,607, Darrell Wallace, 1984-87 (574 carries)

Highest Average Gain Per Carry

Game: (min. 5 carries) 30.0, Harry Ice vs. Kansas, 11/22/41 (8-240)
(min. 10 carries) 17.6, Robert Delpino vs. Iowa State, 10/17/87 (10-176)
(min. 20 carries) 8.7, Joe Moore vs. Illinois, 9/27/69 (22-191)
Season: (min. 100 carries) 7.6, Bob Steuber, 1941
(min. 150 carries) 5.5, James Wilder, 1978
Career: (min. 250 carries) 7.4, Bob Steuber, 1940-42 (272-2,004)
(min. 300 carries) 5.2, Joe Moore, 1968-70

Most Touchdowns Scored by Rushing

Game: 4, Earl Gant vs. Kansas, 11/11/78
4, James Wilder vs. Nebraska, 11/18/78
4, Marlon Adler vs. Iowa State, 10/29/83
Season: 16, Bob Steuber, 1942
Career: 26, Bob Steuber, 1940-42

PASSING

Most Passes Attempted

Game: 49, Chuck Roper vs. Kansas State, 10/3/70
Season: 314, Kent Kiefer, 1989
Career: 798, Phil Bradley, 1977-80

Most Passes Completed

Game: 29, Kent Kiefer vs. Kansas, 11/18/89
Season: 183, Kent Kiefer, 1989
Career: 437, Phil Bradley, 1977-80

Highest Percentage of Passes Completed

Game: (min. 20 atts.) .818, Mike Hyde vs. Rice, 9/19/81 (17-21)
Season: (min. 100 atts.) .602, Phil Bradley, 1978 (136-225)
Career: (min. 225 atts.) .548, Phil Bradley, 1977-80 (437-798)

Lowest Percentage of Passes Had Intercepted

Season: (min. 100 atts.) .028, Gary Lane, 1965 (3-106)
(min. 150 atts.) .039, Steve Pisarkiewicz, 1975 (9-232)
Career: (min. 275 atts.) .036, Phil Bradley, 1977-80 (29-798)

Most Yards Gained

Game: 444, Kent Kiefer vs. Kansas, 11/18/89
Season: 2,314, Kent Kiefer, 1989
Career: 5,352, Phil Bradley, 1977-80



Marlon Adler

Most Yards Gained Per Attempt

- Game: (min. 10 atts.) 14.5, Marlon Adler vs. Colorado State, 9/15/82 (15-217)
- (min. 20 atts.) 13.7, Steve Pisarkiewicz vs. Oklahoma State, 10/11/75 (27-371)
- (min. 30 atts.) 9.2, Kent Kiefer vs. Kansas, 11/18/89 (48-444)
- Season: (min. 70 atts.) 10.5, Vic Eaton, 1954 (74-774)
- (min. 150 atts.) 8.4, Terry McMillan, 1969 (233-1,963)
- Career: (min. 250 atts.) 7.8, Terry McMillan, 1968-69 (346-2,708)
- (min. 375 atts.) 6.9, Paul Christman, 1938-40 (433-2,992)

Most Yards Gained Per Completion

- Game: (min. 5 comp.) 39.8, Paul Christman vs. St. Louis, 9/28/40 (5-199)
- (min. 10 comp.) 21.9, Terry McMillan vs. Kansas, 11/2/69 (14-307)
- (min. 20 comp.) 18.6, Steve Pisarkiewicz vs. Oklahoma State, 10/11/75 (20-371)
- Season: (min. 35 comp.) 21.5, Vic Eaton, 1954 (36-774)
- (min. 75 comp.) 18.7, Terry McMillan, 1969 (105-1,963)
- Career: (min. 100 comp.) 16.8, Terry McMillan, 1968-69 (161-2,708)

Most Touchdowns Passes

- Game: 4, Terry McMillan vs. Kansas, 11/22/69
- 4, Mike Hyde vs. Rice, 9/19/81
- 4, Kent Kiefer vs. Kansas, 11/18/89
- Season: 18, Terry McMillan, 1969
- Career: 32, Phil Bradley, 1977-80
- 32, Marlon Adler, 1982-85

TOTAL OFFENSE

(yards gained rushing and passing)

Most Plays

- Game: 58, Chuck Roper vs. Kansas State, 10/31/70
- Season: 367, Phil Bradley, 1979
- 367, Kent Kiefer, 1989

Career: 1,291, Phil Bradley, 1977-80

Most Yards Gained

- Game: 400, Kent Kiefer vs. Kansas, 11/18/89 (-44 rushing, 444 passing)
- Season: 2,157, Terry McMillan, 1969 (194 rushing, 1,963 passing)
- Career: 6,459, Phil Bradley, 1977-80 (1,107 rushing, 5,352 passing)

Highest Average Gain Per Play

- Game: (min. 20 plays) 13.7, Steve Pisarkiewicz vs. Oklahoma State, 11/11/75 (27-373)
- (min. 40 plays) 7.5, Kent Kiefer vs. Kansas 11/18/89 (53-400)
- Season: (min. 1000 yards) 7.3, Bob Steuber, 1942 (199-1,454)
- (min. 1500 yards) 6.7, Terry McMillan, 1969 (320-2,157)
- Career: (min. 2000 yards) 7.2, Bob Steuber, 1940-42 (299-2,145)
- (min. 3000 yards) 6.0, Terry McMillan, 1968-69 (521-3,259)

Most Touchdowns Responsible for (TDs scored and passed for)

- Game: 6, Terry McMillan vs. Kansas, 11/22/69 (scored 2, passed for 4)
- Season: 25, Terry McMillan, 1969 (scored 7, passed for 18)
- Career: 53, Marlon Adler, 1982-85 (scored 21, passed for 32)

ALL-PURPOSE RUNNING

(yards gained rushing, receiving, returning)

Most Yards Gained

- Game: 299, Darrell Wallace vs. California, 10/5/85 (196 rush, 0 rec., 103 ret.)
- Season: 1,590, Darrell Wallace, 1985 (1,120 rush, 16 rec., 454 ret.)
- Career: 3,303, Darrell Wallace, 1984-87 (2,607 rush, 196 rec., 500 ret.)

RECEIVING

Most Passes Caught

- Game: 9, Gene Ackermann vs. Colorado, 11/5/49
- 9, Junior Wren vs. Oklahoma, 10/10/51
- 9, John Henley vs. Oklahoma, 11/7/70
- 9, Herbert Johnson vs. Kansas, 11/23/85
- 9, Linzy Collins vs. Kansas, 11/18/89
- Season: 49, Herbert Johnson, 1985
- Career: 101, Andy Gibler, 1979-82

Most Yards Gained

- Game: 209, Henry Marshall vs. Okla. St., 10/11/75
- Season: 945, Henry Marshall, 1975
- Career: 1,491, Mel Gray, 1968-70

Highest Average Gain Per Reception

- Game: (min. 3) 48.3, Joe Stewart vs. Nebraska, 10/23/76 (3-145)
- (min. 5) 33.2, Henry Marshall vs. Oklahoma, 11/15/76 (6-199)
- Season: (min. 20) 27.1, Mel Gray, 1969 (26-705)
- (min. 30) 21.5, Henry Marshall, 1975 (44-945)
- Career: (min. 50) 22.3, Mel Gray, 1968-70 (67-1,491)

Most Touchdown Passes Caught

- Game: 2, many times, most recently by Damon Mays vs. Kansas, 11/18/89
- Season: 9, Mel Gray, 1969
- 9, Henry Marshall, 1975
- Career: 14, Mel Gray, 1968-70

PUNTING

Most Punts


Game: 13, Mike Farmer vs. Stanford, 9/11/71
Season: 77, Jim Goble, 1974
Career: 206, Jim Goble, 1973-75

Most Yards Punting

Game: 501, Ray West vs. UCLA, 10/16/65
Season: 3,115, Tom Whelihan, 1986
Career: 8,316, Marlon Adler, 1982-85

Highest Average Per Punt

Game: (min. 3) 56.3, Bob Steuber vs. Nebraska, 11/14/42 (3-169)
(min. 5) 51.0, Marlon Adler vs. East Carolina, 10/1/83 (9-459)
(min. 10) 45.5, Ray West vs. UCLA, 10/16/65 (11-501)
Season: (min. 20) 44.4, Don Greenwood, 1940 (20-887)
(min. 35) 42.6, Jeff Brockhaus, 1980 (64-2728)
Career: (min. 50) 41.3, Tom Whelihan, 1984-87 (159-6,570)



Leo Lewis

PUNT RETURNS

Most Punt Returns

Game: 7, Leo Lewis vs. North Carolina, 10/2/76
Season: 40, Roger Wehrli, 1968
Career: 92, Roger Wehrli, 1966-68

Most Yards on Punt Returns

Game: 129, Roger Wehrli vs. Iowa State, 11/9/68
Season: 478, Roger Wehrli, 1968
Career: 1,062, Roger Wehrli, 1966-68

Highest Average Gain Per Return

Game: (min. 3) 39.3, Donnie Smith vs. Air Force, 10/8/60 (3-118)
(min. 4) 39.0, Roger Wehrli vs. Iowa State, 10/21/67 (4-156)
Season: (min. 10) 23.0, Donnie Smith, 1959 (10-230)
(min. 15) 16.5, John Moseley, 1973 (19-314)
Career: (min. 25) 13.3, John Moseley, 1971-73 (26-347)
(min. 50) 11.5, Roger Wehrli, 1966-68 (92-1,062)

KICKOFF RETURNS

Most Kickoff Returns

Game: 7, Joe Stewart vs. Wisconsin, 10/5/74
Season: 26, Joe Stewart, 1974
Career: 72, Joe Stewart, 1974-77

Most Yards on Kickoff Returns

Game: 203, Mike Fink vs. Arizona State, 12/23/72
Season: 594, Mike Fink, 1971
Career: 1,416, Joe Stewart, 1974-77

Highest Average Gain Per Return

Game: (min. 2) 72.0, Jon Staggers vs. Kansas State, 11/1/69 (2-144)
(min. 3) 44.0, Mike Fink vs. Oklahoma State, 10/16/71 (4-176)
(min. 5) 33.6, Mike Fink vs. Arizona State, 12/23/72 (6-203)
Season: (min. 10) 29.7, Jon Staggers, 1969 (17-505)
Career: (min. 25) 25.03, Jon Staggers, 1967-69 (31-776) (min. 50) 25.0, Mike Fink, 1970-72 (51-1,275)

COMBINED KICK RETURNS

Most Kick Returns

Game: 9, Joe Stewart vs. Wisconsin, 10/5/74
9, Leo Lewis vs. Oklahoma, 11/13/76
Season: 55, Jon Staggers, 1969
Career: 111, Mike Fink, 1970-72

Most Yards on Kick Returns

Game: 228, Mike Fink vs. Oklahoma State, 10/16/71
Season: 826, Jon Staggers, 1969
Career: 1,692, Mike Fink, 1970-72

Highest Average Gain Per Return

Game: (min. 3) 61.3, Jon Staggers vs. Kansas State, 11/1/69 (3-184)
(min. 4) 39.0, Roger Wehrli vs. Iowa State, 10/21/67 (4-156)
(min. 5) 34.4, James Caver vs. Louisville, 9/26/81 (5-172)
Season: (min. 25) 20.8, John Moseley, 1973 (36-748)
Career: (min. 50) 19.6, Joe Stewart, 1974-77 (74-1,454)

INTERCEPTION RETURNS

Most Passes Intercepted

Game: 3, Roger Wehrli vs. Oklahoma State, 11/2/68
3, Eric Wright vs. San Diego State, 9/8/79
3, Bill Whitaker vs. San Diego State, 9/8/79 and 9/27/80
Season: 7, Roger Wehrli, 1968
Career: 16, Adrian Jones, 1986-89

Most Yards On Interception Returns


Game: 95, Loyd Brinkman vs. St. Louis, 10/4/46
95, Ken Boston vs. Oklahoma State, 10/3/64
Season: 167, Ken Boston, 1964
Career: 245, Ken Boston, 1963-65

Highest Average Gain Per Interception

Game: (min.2) 38.0, John Moseley vs. Kansas State, 11/4/72 (2-76)
Season: (min. 4) 28.3, John Moseley, 1972 (4-113)
Career: (min. 8) 17.5, Ken Boston, 1963-65 (14-245)

Most Interception Returns for Touchdown

Game: 1, most recently by Ted LePage vs. Kansas State, 10/21/89
Season: 3, Erik McMillan, 1987
Career: 3, Erik McMillan, 1984-87



Adrian Jones

GAMES PLAYED

Consecutive Games Started: 41, Darren MacDonald, 1986-89; 40, Adrian Jones, 1986-89; 39, Steve Vandegrift, 1985-88 (NOTE—Andy Gibler started 42 straight games from 1979 to '82, but streak included three bowl games)

LONGEST PLAYS

Run from Scrimmage: 95 yards, Harry Ice vs. Iowa State, 1941

Pass Completion: 98 yards, Pete Woods to Joe Stewart vs. Nebraska, 1976

Kickoff Return: 100 yards, Russell Dills vs. Kansas, 1928
100 yards, Mike Fink vs. Oklahoma State, 1971
100 yards, Joe Stewart vs. Oklahoma State, 1976

Punt Return: 90 yards, Donnie Smith vs. Air Force, 1960

Intercepted Pass Return: 95 yards, Ken Boston vs. Oklahoma State, 1964

95 yards, Loyd Brinkman vs. St. Louis, 1946

Intercepted Lateral Return: 77 yards, Don Greenwood vs. Iowa State, 1940

Intercepted Fumble Return: 103 yards, Vince Turner vs. Kansas, 1963

Field Goals: 62, Tom Whelihan vs. Colorado, 10/11/36

54 yards, Tom Whelihan vs. Okla. St. 11/16/85

53 yards, Tom Whelihan vs. Texas, 9/12/85

53 yards, Greg Hill vs. Iowa State, 11/13/71

52 yards, Bill Bates vs. Oklahoma, 11/12/66

51 yards, Jeff Jacke vs. Nebraska, 10/29/88

51 yards, Tom Whelihan vs. Texas, 9/20/86

51 yards, Brad Burditt vs. Nebraska, 10/23/82

50 yards, Tom Whelihan vs. Okla. St., 12/4/86

50 yards, Jeff Jacke vs. Kansas, 11/19/88

Punt: 82 yards, Jeff Brockhaus vs. Kansas State, 10/25/80

Team Records

SCORING

Most Points

Half: 45 vs. San Diego State, 1979 (2nd)

Game: 69 vs. Kansas, 1969

Season: 362, 1969 (10 games)

Least Points

Game: 0, 142 times, most recently 11/8/86—

Oklahoma 77, Missouri 0

Season: 25, 1934 (9 games)

Greatest Margins

Winning: 60, Missouri 60, Centre 0, 1928

Losing: 77, Oklahoma 77, Missouri 0, 1986

Winning, Conference Game: 57, Missouri 57, Colorado 0, 1962

Losing, Conference Game: 77, Oklahoma 77, Missouri 0, 1986

RUSHING

Most Carries

Game: 99 vs. Colorado, 10/12/68 (421 yards)

Season: 645, 1977 (2,469 yards)

Most Yards Gained

Game: 516 vs. Colorado, 1984

Season: 3,230, 1942 (12 games)

PASSING

Most Attempts

Game: 52 vs. Kansas, 1981 (22 completions)

Season: 365, 1989 (207 completions)

Most Completions

Game: 30 vs. Oklahoma State, 1989 (42 attempts)

Season: 207, 1989 (365 attempts)

Most Yards Gained

Game: 444 vs. Kansas, 1989 (29-44)

Season: 2,638, 1989 (207-365)

Most Touchdown Passes

Game: 4 vs. Kansas, 1969; Rice, 1981; Kansas, 1989

Season: 20, 1969

TOTAL OFFENSE

Most Offensive Plays

Game: 105 vs. Kansas, 1949

Season: 920, 1970

Most First Downs

Game: 35 vs. California, 10/5/85

Season: 251, 1984 (11 games)

Most Yards Gained

Game: 665 vs. Kansas, 1949 (465 rush, 200 pass)

Season: 4,690, 1984 (2,639 rushing, 2,051 passing)

TURNOVERS

Most Fumbles Recovered

Game: 8 vs. Kansas, 1950

Season: 27, 1971

Most Fumbles Committed

Game: 10 vs. Colorado, 1941

Season: 45, 1971

Most Fumbles Lost

Game: 7 vs. Kansas, 1949

Season: 29, 1956

Most Pass Interceptions

Game: 8 vs. Iowa State, 1946
 Season: 28, 1941

PENALTIES**Most Yards Penalized**

Game: 179 vs. California, 1972
 Season: 639, 1985

Least Yards Penalized

Game: 0 vs. Oklahoma, 1943; Kansas, 1964

MISCELLANEOUS**Consecutive Games**

Won: 12, 1959-60
 Lost: 10, 1984-85
 Winless: 17, 1933-34

**All-Time Bests
Against Missouri**

Most Points: 77, Oklahoma, 1986

Most Touchdowns: 11, Maryland, 1954; Oklahoma, 1986

Most Extra Points: 11, Oklahoma, 1986

First Downs: 33, Arizona State, 1972 Fiesta Bowl

Total Offense: 750 yards, Oklahoma, 1986 (681 rush, 69 pass)

Rushing Yards: 681, Oklahoma, 1986 (63 carries)

Passing Yards: 394, Kansas State, 1969 (25-49)

Passing Attempts: 57, Houston, 1988 (30 completions)

Passing Completions: 30, Houston, 1988 (57 attempts)

Touchdown Passes: 6, Miami (Fla.), 1988

Passes Intercepted: 8, Kansas State, 1951

INDIVIDUAL BESTS

Points: 28, Bobby Layne, Texas, 1946 Cotton Bowl

Touchdowns: 4, Ernie Koy, Texas, 1932; Bobby Layne, Texas, 1946 Cotton Bowl; Paul Sarringhaus, Ohio State, 1946; Mack Herron, Kansas State, 1969; Woody Green, Arizona State, 1972 Fiesta Bowl; Billy Sims, Oklahoma, 1978

Extra Points: 8, Rich Sanger, Nebraska, 1972

Total Offense: 411 yards, Lynn Dickey, Kansas State, 1969 (394 pass, 17 rush)

Total Carries: 46, Steve Owens, Oklahoma, 1968

Rushing Yards: 282, Billy Sims, Oklahoma, 1979 (36 carries)

Passing Yards: 394, Lynn Dickey, Kansas State, 1969 (25-49)

Passing Attempts: 53, Rich Mayo, Air Force, 1960 (25 completions)

Passing Completions: 29, David Archer, Iowa State, 1983 (47 attempts); Tom Ponich, Utah State, 1986 (48 attempts)

Touchdown Passes: 4, Len Dawson, Purdue, 1954; Jay Cruze, California, 1972; Mark Hermann, Purdue, 1980 Liberty Bowl; Steve Taylor, Nebraska, 1987

Pass Receptions: 13, Michael Smith, Kansas State, 1989

Receiving Yards: 183, Ken Allen, Indiana, 1985 (10 receptions)

Touchdown Receptions: 3, Tom Banderas, Nebraska, 1987

Field Goals: 7, Dale Klein, Nebraska, 1985

LONGEST PLAYS

Run from Scrimmage: 92 yards, Tyreese Knox, Nebraska, 1986

Pass Completion: 89 yards, Dan Manucci to Paul Coffman, Kansas State, 1977

Kickoff Return: 95 yards, Herman Rohrig, Nebraska, 1938

Punt Return: 80 yards, Joe Washington, Oklahoma, 1973

Intercepted Pass Return: 102 yards, Joe Horning, Maryland, 1951

Intercepted Fumble Return: 100 yards, Meier Washington, 1932


Punt: 87 yards, Byron White, Colorado, 1937

Field Goal: 54 yards, Uwe Von Schamann, Oklahoma, 1978; Bruce Kallmeyer, Kansas, 1983

All-Time Leaders

RUSHING

| Single Game | | Yds. | TC | Opponent | Year |
|-------------|-----------------|------|----|----------------|------|
| 1. | Harry Ice | 240 | 8 | Kansas | 1941 |
| 2. | Darrell Wallace | 224 | 42 | Kansas State | 1985 |
| 3. | Darrell Wallace | 196 | 26 | California | 1985 |
| 4. | Tony Galbreath | 194 | 32 | Kansas State | 1974 |
| 5. | Smiley Elmore | 187 | 18 | Utah State | 1988 |
| 6. | Joe Moore | 186 | 34 | Oklahoma State | 1970 |
| 7. | Ray Bybee | 185 | 27 | California | 1972 |
| | John Giorioso | 185 | 17 | Kansas | 1949 |
| | Joe Moore | 185 | 22 | Illinois | 1969 |
| 10. | James Wilder | 181 | 28 | Nebraska | 1978 |
| 11. | Greg Cook | 179 | 27 | Alabama | 1968 |
| 12. | Robert Delpino | 176 | 10 | Iowa State | 1987 |
| 13. | Tony Galbreath | 175 | 26 | Kansas | 1975 |
| 14. | Gerry Ellis | 173 | 23 | Illinois | 1979 |
| 15. | Joe Moore | 171 | 36 | Baylor | 1970 |
| | Johnny Roland | 171 | 20 | California | 1962 |

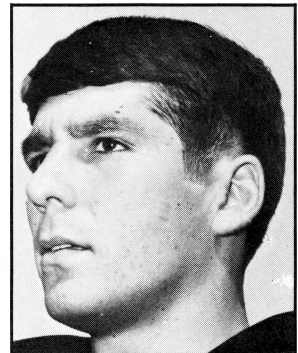


Darrell Wallace

| Single Season | | Yds. | TC | Year | Career | Yds. | TC | Years |
|---------------|-----------------|------|-----|------|--------------------|------|-----|-------|
| 1. | Joe Moore | 1312 | 260 | 1969 | 1. Darrell Wallace | 2607 | 574 | 84-87 |
| 2. | Darrell Wallace | 1120 | 226 | 1985 | 2. James Wilder | 2357 | 487 | 78-80 |
| 3. | Bob Steuber | 1098 | 149 | 1942 | 3. Joe Moore | 2244 | 453 | 68-70 |
| 4. | Charlie Brown | 937 | 174 | 1965 | 4. Tommie Stowers | 2077 | 469 | 86-89 |
| 5. | James Wilder | 873 | 160 | 1978 | 5. Bob Steuber | 2030 | 281 | 40-42 |
| 6. | Darrell Wallace | 872 | 211 | 1986 | 6. Mel West | 1848 | 391 | 58-60 |
| 7. | Tony Galbreath | 870 | 197 | 1974 | 7. Charlie Brown | 1830 | 412 | 64-66 |
| 8. | Bob Steuber | 855 | 113 | 1941 | 8. Dick Braznell | 1669 | 301 | 47-49 |
| 9. | Curtis Brown | 844 | 169 | 1976 | 9. Earl Gant | 1654 | 297 | 76-78 |
| 10. | James Wilder | 839 | 172 | 1980 | 10. Tony Galbreath | 1647 | 380 | 74-75 |

PASSING

| Single Game | | Yds. | Att. | Comp. | Opponent | Year |
|-------------|--------------------|------|------|-------|--------------|------|
| 1. | Kent Kiefer | 444 | 44 | 29 | Kansas | 1989 |
| 2. | Steve Pisarkiewicz | 371 | 27 | 20 | Oklahoma St. | 1975 |
| 3. | Tony Scardino | 365 | 42 | 23 | Oklahoma | 1951 |
| 4. | Marlon Adler | 318 | 33 | 23 | Northwestern | 1985 |
| 5. | Terry McMillan | 317 | 39 | 16 | Iowa State | 1969 |
| 6. | Terry McMillan | 312 | 37 | 17 | Oklahoma | 1969 |
| 7. | Paul Christman | 311 | 35 | 17 | Kansas State | 1938 |
| 8. | Terry McMillan | 307 | 26 | 14 | Kansas | 1969 |
| 9. | Kent Kiefer | 301 | 44 | 24 | Miami (Fla.) | 1989 |
| 10. | Phil Bradley | 295 | 37 | 21 | Oklahoma St. | 1978 |
| 11. | Kent Kiefer | 276 | 32 | 22 | Oklahoma St. | 1989 |
| 12. | Warren Seitz | 276 | 26 | 14 | Wisconsin | 1984 |
| 13. | Terry McMillan | 273 | 35 | 15 | Colorado | 1969 |
| 14. | Steve Pisarkiewicz | 268 | 29 | 9 | Oklahoma | 1975 |
| 15. | Steve Pisarkiewicz | 264 | 28 | 14 | Colorado | 1975 |




Terry McMillan

| Single Season | | Yds. | Att. | Comp. | Int. | Pct. | Year | Career | Yds. | Att. | Comp. | Int. | Pct. | Years |
|---------------|-----------------|------|------|-------|------|------|------|--------------------|------|------|-------|------|------|---------|
| 1. | Kent Kiefer | 2314 | 314 | 183 | 15 | .583 | 1989 | 1. Phil Bradley | 5352 | 798 | 437 | 29 | .548 | 1977-80 |
| 2. | T. McMillan | 1963 | 233 | 105 | 13 | .451 | 1969 | 2. Marlon Adler | 5231 | 642 | 347 | 44 | .540 | 1982-85 |
| 3. | S. Pisarkiewicz | 1792 | 232 | 113 | 9 | .487 | 1975 | 3. S. Pisarkiewicz | 3413 | 509 | 236 | 22 | .464 | 1974-76 |
| 4. | Phil Bradley | 1780 | 226 | 135 | 10 | .597 | 1978 | 4. P. Christman | 2895 | 435 | 195 | 45 | .448 | 1938-40 |
| 5. | Phil Bradley | 1632 | 242 | 132 | 8 | .545 | 1980 | 5. T. McMillan | 2708 | 346 | 161 | 20 | .465 | 1968-69 |
| 6. | Marlon Adler | 1603 | 175 | 102 | 13 | .583 | 1983 | 6. Kent Kiefer | 2314 | 314 | 183 | 15 | .583 | 1989 |
| 7. | Mike Hyde | 1471 | 249 | 123 | 12 | .494 | 1981 | 7. T. Scardino | 2201 | 348 | 147 | 25 | .422 | 1951-54 |
| 8. | Phil Bradley | 1448 | 236 | 127 | 8 | .538 | 1979 | 8. Gary Lane | 2024 | 338 | 146 | 26 | .432 | 1963-65 |
| 9. | Marlon Adler | 1258 | 183 | 89 | 13 | .486 | 1985 | 9. Pete Woods | 1880 | 274 | 132 | 13 | .482 | 1975-77 |
| 10. | Marlon Adler | 1242 | 140 | 79 | 9 | .564 | 1982 | 10. Warren Seitz | 1809 | 265 | 133 | 13 | .502 | 1981-85 |

TOTAL OFFENSE

| <i>Single Game</i> | | <i>Yds.</i> | <i>Plays</i> | <i>Rush</i> | <i>Pass</i> | <i>Opponent</i> | <i>Year</i> |
|--------------------|-----------------|-------------|--------------|-------------|-------------|-------------------|-------------|
| 1. | Kent Kiefer | 400 | 53 | -44 | 444 | Kansas | 1989 |
| 2. | S. Pisarkiewicz | 373 | 27 | 2 | 371 | Oklahoma State | 1975 |
| 3. | Tony Scardino | 359 | 51 | -6 | 365 | Oklahoma | 1951 |
| 4. | Paul Christman | 332 | 39 | 21 | 311 | Kansas State | 1938 |
| 5. | Terry McMillan | 328 | 44 | 16 | 312 | Oklahoma | 1969 |
| 6. | Jim Hook | 319 | 43 | 85 | 234 | Kansas | 1951 |
| 7. | Terry McMillan | 317 | 43 | 0 | 317 | Iowa State | 1969 |
| 8. | Terry McMillan | 314 | 29 | 19 | 295 | Kansas | 1969 |
| 9. | Marlon Adler | 303 | 48 | 56 | 247 | Oklahoma State | 1985 |
| 10. | Phil Bradley | 296 | 31 | 74 | 222 | Oklahoma | 1979 |
| 11. | Marlon Adler | 294 | 47 | -24 | 318 | Northwestern | 1985 |
| 12. | Terry McMillan | 293 | 48 | 20 | 273 | Colorado | 1969 |
| 13. | Warren Seitz | 286 | 40 | 10 | 276 | Wisconsin | 1984 |
| 14. | Marlon Adler | 284 | 33 | 26 | 258 | Mississippi State | 1984 |
| 15. | Kent Kiefer | 283 | 48 | -18 | 301 | Miami (Fla.) | 1989 |



Phil Bradley


| <i>Single Season</i> | | <i>Yds.</i> | <i>Plays</i> | <i>Rush</i> | <i>Pass</i> | <i>Year</i> | <i>Career</i> | <i>Yds.</i> | <i>Plays</i> | <i>Rush</i> | <i>Pass</i> | <i>Years</i> |
|----------------------|-----------------|-------------|--------------|-------------|-------------|-------------|--------------------|-------------|--------------|-------------|-------------|--------------|
| 1. | T. McMillan | 2157 | 320 | 194 | 1963 | 1969 | 1. Phil Bradley | 6459 | 1291 | 1107 | 5352 | 1977-80 |
| 2. | Phil Bradley | 2081 | 361 | 301 | 1780 | 1978 | 2. Marlon Adler | 5965 | 1029 | 734 | 5231 | 1982-85 |
| 3. | Kent Kiefer | 2076 | 367 | -238 | 2314 | 1989 | 3. P. Christman | 3882 | 708 | 987 | 2895 | 1938-40 |
| 4. | Marlon Adler | 1870 | 300 | 267 | 1603 | 1983 | 4. T. McMillan | 3259 | 523 | 551 | 2708 | 1968-69 |
| 5. | Phil Bradley | 1764 | 367 | 316 | 1448 | 1979 | 5. S. Pisarkiewicz | 3250 | 625 | -163 | 3413 | 1974-76 |
| 6. | Phil Bradley | 1750 | 330 | 118 | 1632 | 1980 | 6. Gary Lane | 3217 | 633 | 1193 | 2924 | 1963-65 |
| 7. | S. Pisarkiewicz | 1732 | 295 | -60 | 1792 | 1975 | 7. Bob Steuber | 2471 | 339 | 2004 | 467 | 1940-42 |
| 8. | Paul Christman | 1475 | 256 | 388 | 1087 | 1938 | 8. James Wilder | 2357 | 487 | 2357 | 0 | 1978-80 |
| 9. | Marlon Adler | 1456 | 238 | 328 | 1128 | 1984 | 9. Warren Seitz | 2347 | 444 | 538 | 1809 | 1981-85 |
| 10. | Bob Steuber | 1454 | 199 | 1098 | 356 | 1942 | 10. Joe Moore | 2316 | 456 | 2244 | 72 | 1968-70 |

ALL-PURPOSE RUNNING


| <i>Single Game</i> | | <i>Yds.</i> | <i>Rush</i> | <i>Rec.</i> | <i>Ret.</i> | <i>Opponent</i> | <i>Year</i> |
|--------------------|-----------------|-------------|-------------|-------------|-------------|-----------------|-------------|
| 1. | Darrell Wallace | 299 | 196 | 0 | 103 | California | 1985 |
| 2. | Darrell Wallace | 280 | 224 | 0 | 56 | Kansas State | 1985 |
| 3. | Harry Ice | 253 | 240 | 0 | 13 | Kansas | 1941 |
| 4. | Joe Stewart | 216 | 1 | 171 | 44 | Iowa State | 1976 |
| 5. | Tony Galbreath | 208 | 194 | 14 | 0 | Kansas State | 1974 |
| 6. | Henry Marshall | 207 | 0 | 207 | 0 | Oklahoma State | 1975 |
| 7. | Johnny Roland | 205 | 171 | 6 | 28 | California | 1962 |
| 8. | Tony Galbreath | 204 | 175 | 29 | 0 | Kansas | 1975 |
| 9. | Joe Moore | 203 | 186 | 17 | 0 | Oklahoma State | 1970 |
| 10. | John Glorioso | 199 | 185 | 14 | 0 | Kansas | 1949 |
| | Henry Marshall | 199 | 0 | 199 | 0 | Oklahoma | 1975 |

| <i>Single Season</i> | | <i>Yds.</i> | <i>Rush</i> | <i>Rec.</i> | <i>Ret.</i> | <i>Year</i> |
|----------------------|-----------------|-------------|-------------|-------------|-------------|-------------|
| 1. | Darrell Wallace | 1590 | 1120 | 16 | 454 | 1985 |
| 2. | Jon Staggers | 1391 | 273 | 292 | 826 | 1969 |
| 3. | Joe Moore | 1389 | 1312 | 77 | 0 | 1969 |
| 4. | Charlie Brown | 1199 | 957 | 99 | 143 | 1965 |
| 5. | James Caver | 1191 | 44 | 509 | 638 | 1981 |
| 6. | Joe Stewart | 1143 | 61 | 834 | 248 | 1976 |
| 7. | Curtis Brown | 1113 | 844 | 94 | 175 | 1976 |
| 8. | Bob Steuber | 1098 | 1098 | N/A | N/A | 1942 |
| 9. | James Wilder | 1037 | 873 | 164 | 0 | 1978 |
| 10. | Tony Galbreath | 1000 | 870 | 130 | 0 | 1974 |

| <i>Career</i> | | <i>Yds.</i> | <i>Rush</i> | <i>Rec.</i> | <i>Ret.</i> | <i>Years</i> |
|---------------|------------------|-------------|-------------|-------------|-------------|--------------|
| 1. | Darrell Wallace | 3303 | 2607 | 196 | 500 | 1984-87 |
| 2. | Joe Stewart | 3256 | 413 | 1389 | 1454 | 1974-77 |
| 3. | James Wilder | 2769 | 2357 | 412 | 0 | 1978-80 |
| 4. | Charlie Brown | 2708 | 1830 | 289 | 589 | 1964-66 |
| 5. | Jon Staggers | 2569 | 791 | 573 | 1205 | 1967-69 |
| 6. | Tommie Stowers | 2506 | 2077 | 401 | 28 | 1986-87 |
| 7. | Joe Moore | 2394 | 2244 | 150 | 0 | 1968-70 |
| 8. | George Shorthose | 2392 | 337 | 1329 | 726 | 1980-84 |
| 9. | Leo Lewis | 2286 | 110 | 1043 | 1133 | 1975-78 |
| 10. | Johnny Roland | 2257 | 998 | 90 | 1169 | 1962-65 |



Jon Staggers



Joe Moore

RECEIVING


| <i>Single Game (by ydg.)</i> | <i>Yds.</i> | <i>Rec.</i> | <i>Opp.</i> | <i>Year</i> |
|------------------------------|-------------|-------------|-------------|-------------|
| 1. Henry Marshall | 207 | 7 | Okla. St. | 1975 |
| 2. Henry Marshall | 199 | 6 | Oklahoma | 1975 |
| 3. Linzy Collins | 193 | 9 | Kansas | 1989 |
| 4. Mel Gray | 171 | 6 | Oklahoma | 1969 |
| Joe Stewart | 171 | 6 | Iowa St. | 1976 |
| 6. Junior Wren | 160 | 9 | Oklahoma | 1951 |

| <i>Single Season (by rec.)</i> | <i>Rec.</i> | <i>Yds.</i> | <i>Year</i> |
|--------------------------------|-------------|-------------|-------------|
| 1. Herbert Johnson | 49 | 806 | 1985 |
| 2. Linzy Collins | 46 | 803 | 1989 |
| 3. Joe Stewart | 45 | 834 | 1976 |
| 4. Henry Marshall | 44 | 945 | 1975 |
| Harold Burnine | 44 | 594 | 1955 |
| 6. James Caver | 41 | 634 | 1982 |
| 7. Gene Ackermann | 40 | 576 | 1949 |
| 8. John Henley | 39 | 481 | 1970 |
| 9. Mark Miller | 38 | 522 | 1974 |
| 10. Ron Fellows | 33 | 596 | 1980 |
| James Caver | 33 | 509 | 1981 |
| George Shorthose | 33 | 601 | 1984 |

| <i>Single Season (by yardage)</i> | <i>Yds.</i> | <i>Rec.</i> | <i>Year</i> |
|-----------------------------------|-------------|-------------|-------------|
| 1. Henry Marshall | 945 | 44 | 1975 |
| 2. Joe Stewart | 834 | 45 | 1976 |
| 3. Herbert Johnson | 806 | 49 | 1985 |
| 4. Linzy Collins | 803 | 46 | 1989 |
| 5. Mel Gray | 705 | 26 | 1969 |
| 6. James Caver | 634 | 41 | 1982 |
| 7. George Shorthose | 601 | 33 | 1984 |
| 8. Harold Burnine | 594 | 44 | 1955 |
| 9. Ron Fellows | 586 | 33 | 1980 |
| 10. Gene Ackermann | 576 | 40 | 1949 |

| <i>Career (by receptions)</i> | <i>Rec.</i> | <i>Yds.</i> | <i>TDs</i> | <i>Years</i> |
|-------------------------------|-------------|-------------|------------|--------------|
| 1. Andy Gibler | 101 | 1290 | 10 | 1979-82 |
| 2. Joe Stewart | 90 | 1398 | 8 | 1974-77 |
| 3. John Henley | 85 | 1092 | 7 | 1969-71 |
| 4. George Shorthose | 83 | 1329 | 8 | 1980-84 |
| 5. Leo Lewis | 82 | 1043 | 9 | 1975-78 |
| 6. Harold Burnine | 75 | 1145 | 4 | 1953-55 |
| 7. Gene Ackermann | 74 | 1028 | 5 | 1948-50 |
| James Caver | 74 | 1143 | 5 | 1981-82 |
| 9. Kellen Winslow | 71 | 1089 | 10 | 1975-78 |
| 10. Mel Gray | 67 | 1491 | 14 | 1968-70 |

| <i>Career (by yardage)</i> | <i>Yds.</i> | <i>Rec.</i> | <i>Years</i> |
|----------------------------|-------------|-------------|--------------|
| 1. Mel Gray | 1491 | 67 | 1968-70 |
| 2. Joe Stewart | 1389 | 90 | 1974-77 |
| 3. George Shorthose | 1329 | 83 | 1980-84 |
| 4. Andy Gibler | 1290 | 101 | 1979-82 |
| 5. Harold Burnine | 1145 | 75 | 1953-55 |
| 6. James Caver | 1143 | 74 | 1981-82 |
| 7. John Henley | 1092 | 85 | 1969-71 |
| 8. Kellen Winslow | 1089 | 71 | 1975-78 |
| 9. Leo Lewis | 1043 | 82 | 1975-78 |
| 10. Henry Marshall | 1036 | 51 | 1972-75 |




Henry Marshall

PUNTING

| <i>Season</i> | <i>No.</i> | <i>Yds.</i> | <i>Avg.</i> | <i>Year</i> |
|-------------------------|------------|-------------|-------------|-------------|
| 1. Tom Whelihan | 13 | 585 | 45.0 | 1984 |
| 2. Don Greenwood | 20 | 887 | 44.4 | 1940 |
| 3. Bob Teel | 11 | 481 | 43.7 | 1946 |
| 4. Jeff Brockhaus | 64 | 2726 | 42.6 | 1980 |
| 5. Mike Farmer | 12 | 510 | 42.5 | 1970 |
| 6. Marlon Adler | 35 | 1465 | 41.9 | 1984 |
| 7. Marlon Adler | 55 | 2298 | 41.8 | 1982 |
| 8. Robert Haas | 37 | 1126 | 41.7 | 1957 |
| 9. Tom Whelihan | 75 | 3115 | 41.5 | 1986 |
| 10. Tom Whelihan | 61 | 2486 | 40.8 | 1987 |

| <i>Career (min. 50)</i> | <i>No.</i> | <i>Yds.</i> | <i>Avg.</i> | <i>Years</i> |
|-------------------------|------------|-------------|-------------|--------------|
| 1. Tom Whelihan | 159 | 6570 | 41.3 | 1984-87 |
| 2. Marlon Adler | 205 | 8316 | 40.6 | 1982-85 |
| 3. Jeff Brockhaus | 170 | 6793 | 39.9 | 1977-80 |
| 4. Ray West | 52 | 2071 | 39.8 | 1963-65 |
| 5. Steve Kenemore | 187 | 7351 | 39.3 | 1967-69 |
| 6. Jim Goble | 206 | 8040 | 39.0 | 1973-75 |
| 7. Bill Bates | 72 | 2763 | 38.3 | 1965-66 |
| 8. Jack Bastable | 180 | 6891 | 38.2 | 1970-72 |




Mike Farmer

SCORING

| <i>Single Season</i> | <i>Pts.</i> | <i>TDs</i> | <i>PATs</i> | <i>FGs</i> | <i>Years</i> |
|------------------------|-------------|------------|-------------|------------|--------------|
| 1. Bob Steuber | 121 | 18 | 13 | 0 | 1942 |
| 2. Donnie Smith | 78 | 13 | 0 | 0 | 1960 |
| Johnny Roland | 78 | 13 | 0 | 0 | 1962 |
| 4. John Glorioso | 77 | 8 | 29 | 0 | 1949 |
| 5. Tim Gibbons | 72 | 0 | 33 | 13 | 1975 |
| James Wilder | 72 | 12 | 0 | 0 | 1978 |
| Marlon Adler | 72 | 12 | 0 | 0 | 1983 |
| 8. Henry Brown | 71 | 0 | 35 | 12 | 1969 |
| 9. Bob Steuber | 67 | 9 | 13 | 0 | 1941 |
| Ron Verrilli | 67 | 0 | 34 | 11 | 1941 |

| <i>Career</i> | <i>Pts.</i> | <i>TDs</i> | <i>PATs</i> | <i>FGs</i> | <i>Years</i> |
|-------------------------|-------------|------------|-------------|------------|--------------|
| 1. Bob Steuber | 222 | 32 | 30 | 0 | 1940-42 |
| 2. Tom Whelihan | 191 | 0 | 59 | 44 | 1984-87 |
| 3. Tim Gibbons | 166 | 0 | 79 | 29 | 1974-76 |
| 4. James Wilder | 144 | 24 | 0 | 0 | 1978-80 |
| 5. Greg Hill | 140 | 0 | 47 | 31 | 1971-73 |
| 6. Brad Burditt | 135 | 0 | 63 | 24 | 1982-84 |
| 7. Jeff Brockhaus | 132 | 0 | 75 | 19 | 1977-80 |
| 8. Marlon Adler | 128 | 21 | 1 | 0 | 1982-85 |
| 9. John Glorioso | 124 | 13 | 46 | 0 | 1948-50 |
| 10. Johnny Roland | 120 | 20 | 0 | 0 | 1962-65 |
| Donnie Smith | 120 | 20 | 0 | 0 | 1958-60 |




Tom Whelihan


TACKLES

| <i>Single Season</i> | <i>UT</i> | <i>AT</i> | <i>TT</i> | <i>Year</i> |
|---------------------------|-----------|-----------|-----------|-------------|
| 1. Jay Wilson | 58 | 96 | 154 | 1982 |
| 2. Lynn Evans | 62 | 71 | 133 | 1974 |
| 3. Lester Dickey | 74 | 56 | 130 | 1980 |
| 4. Van Darkow | 56 | 66 | 122 | 1980 |
| 5. Darren MacDonald | 71 | 47 | 118 | 1989 |
| 6. Eric Berg | 32 | 83 | 115 | 1979 |
| 7. Jim Leavitt | 60 | 54 | 114 | 1977 |
| Dan McDonough | 43 | 71 | 114 | 1972 |
| 9. Mike Newman | 55 | 58 | 113 | 1976 |
| Mark Johnson | 51 | 62 | 113 | 1974 |
| 11. Taft Sales | 40 | 72 | 112 | 1983 |
| Jay Wilson | 40 | 72 | 112 | 1983 |
| 13. Van Darkow | 24 | 86 | 110 | 1981 |
| 14. Erik McMillan | 80 | 29 | 109 | 1985 |
| 15. Chris Garlich | 48 | 60 | 108 | 1978 |
| Adam Vital | 37 | 71 | 108 | 1970 |

| <i>Career</i> | <i>UT</i> | <i>AT</i> | <i>TT</i> | <i>Years</i> |
|----------------------------|-----------|-----------|-----------|--------------|
| 1. Darren MacDonald | 153 | 222 | 375 | 1986-89 |
| 2. Erik McMillan | 203 | 120 | 323 | 1984-87 |
| Jay Wilson | 112 | 211 | 323 | 1980-83 |
| 4. Adrian Jones | 191 | 148 | 319 | 1986-89 |
| 5. Lynn Evans | 123 | 193 | 316 | 1972-74 |
| 6. Van Darkow | 97 | 197 | 294 | 1978-81 |
| 7. Chris Garlich | 115 | 161 | 276 | 1975-78 |
| 8. Ken Downing | 153 | 110 | 263 | 1973-75 |
| 9. Scott Pickens | 91 | 159 | 250 | 1972-74 |
| 10. Kevin Potter | 123 | 116 | 239 | 1979-82 |
| 11. Taft Sales | 91 | 145 | 236 | 1980-83 |
| 12. Bob McRoberts | 116 | 113 | 229 | 1973-75 |
| 13. Lester Dickey | 108 | 118 | 226 | 1977-80 |
| 14. Steve Vandegrift | 95 | 126 | 221 | 1985-88 |
| 15. Tracey Mack | 68 | 138 | 206 | 1980-84 |
| Wendall Ray | 80 | 126 | 206 | 1977-80 |



Jay Wilson



Darren MacDonald

Yearly Statistical Leaders

SCORING

| Year | Name | TD | PAT | FG | Pts. |
|------|--------------------|----|-----|----|------|
| 1928 | Robert Mehrle | 5 | 2 | 0 | 32 |
| 1929 | Russell Dills | 4 | 2 | 0 | 26 |
| 1930 | John Van Dyne | 2 | 2 | 0 | 14 |
| 1931 | George Stuber | 3 | 0 | 0 | 18 |
| 1932 | Charles Schiele | 2 | 0 | 0 | 12 |
| 1933 | Sidney Johnson | 3 | 0 | 0 | 18 |
| 1934 | Harold Bourne | 2 | 1 | 0 | 13 |
| 1935 | Al Londe | 3 | 0 | 0 | 18 |
| | Henry Mahley | 3 | 0 | 0 | 18 |
| 1936 | Jack Frye | 4 | 9 | 1 | 36 |
| 1937 | Henry Mahley | 1 | 2 | 0 | 8 |
| 1938 | Paul Christman | 8 | 0 | 0 | 48 |
| 1939 | Paul Christman | 7 | 0 | 0 | 42 |
| 1940 | Harry Ice | 7 | 0 | 0 | 42 |
| 1941 | Robert Steuber | 9 | 13 | 0 | 67 |
| 1942 | Robert Steuber | 18 | 13 | 0 | 121 |
| 1943 | Bill Dellastatious | 6 | 0 | 0 | 36 |
| | Don Reece | 6 | 0 | 0 | 36 |
| 1944 | Paul Collins | 10 | 0 | 0 | 60 |
| 1945 | Loyd Brinkman | 5 | 0 | 0 | 30 |
| | Robert Hopkins | 5 | 0 | 0 | 30 |
| 1946 | Howard Bonnett | 5 | 0 | 0 | 30 |
| | Loyd Brinkman | 5 | 0 | 0 | 30 |
| 1947 | Nick Carras | 5 | 0 | 0 | 30 |
| 1948 | Harold Entsminger | 9 | 0 | 0 | 54 |
| 1949 | John Glorioso | 8 | 29 | 0 | 77 |
| 1950 | Ed Stephens | 9 | 0 | 0 | 54 |
| 1951 | James Hook | 6 | 0 | 0 | 36 |
| 1952 | Bill Rowekamp | 7 | 0 | 0 | 42 |
| 1953 | Bob Schoonmaker | 6 | 0 | 0 | 36 |
| 1954 | Jack Fox | 6 | 11 | 0 | 47 |
| 1955 | Jim Hunter | 3 | 0 | 0 | 18 |
| | Joe Wynn | 3 | 0 | 0 | 18 |
| 1956 | Henry Kuhlmann | 6 | 1 | 0 | 37 |
| 1957 | Henry Kuhlmann | 8 | 0 | 0 | 48 |
| 1958 | Phil Snowden | 6 | 1 | 0 | 37 |
| 1959 | Donnie Smith | 4 | 0 | 0 | 24 |
| 1960 | Donnie Smith | 13 | 0 | 0 | 78 |
| 1961 | Bill Tobin | 3 | 11 | 3 | 38 |
| 1962 | Johnny Roland | 13 | 0 | 0 | 78 |
| 1963 | Gary Lane | 6 | 0 | 0 | 36 |
| 1964 | Gary Lane | 4 | 2 | 0 | 26 |
| | Charlie Brown | 4 | 2 | 0 | 26 |
| 1965 | Gary Lane | 9 | 0 | 0 | 54 |
| 1966 | Bill Bates | 0 | 12 | 5 | 27 |
| 1967 | Jay Wallace | 0 | 15 | 4 | 27 |
| 1968 | James Harrison | 8 | 0 | 0 | 48 |
| 1969 | Henry Brown | 0 | 35 | 12 | 71 |
| 1970 | Jack Bastable | 1 | 21 | 11 | 60 |
| 1971 | Greg Hill | 0 | 8 | 5 | 23 |
| 1972 | Greg Hill | 0 | 22 | 13 | 61 |
| 1973 | Greg Hill | 0 | 24 | 13 | 63 |
| 1974 | Tony Galbreath | 8 | 0 | 0 | 48 |
| 1975 | Tim Gibbons | 0 | 33 | 13 | 72 |
| 1976 | Tim Gibbons | 0 | 23 | 13 | 62 |
| 1977 | Jeff Brockhaus | 0 | 22 | 9 | 49 |

| | | | | | |
|------|-----------------|----|----|----|----|
| 1978 | James Wilder | 12 | 0 | 0 | 72 |
| 1979 | Gerry Ellis | 9 | 0 | 0 | 54 |
| 1980 | Ron Verrilli | 0 | 34 | 11 | 67 |
| 1981 | Bob Lucchesi | 0 | 21 | 10 | 51 |
| 1982 | James Caver | 4 | 0 | 0 | 24 |
| | Curtland Thomas | 4 | 0 | 0 | 24 |
| 1983 | Marlon Adler | 12 | 0 | 0 | 72 |
| 1984 | Eric Drain | 10 | 0 | 0 | 60 |
| 1985 | Tom Whelihan | 0 | 16 | 16 | 64 |
| 1986 | Tom Whelihan | 0 | 17 | 15 | 62 |
| 1987 | Tom Whelihan | 0 | 25 | 13 | 64 |
| 1988 | Jeff Jacke | 0 | 26 | 8 | 50 |
| 1989 | Tommie Stowers | 6 | 0 | 0 | 6 |

RUSHING

| Year | Name | TC | Yds. | Avg. |
|------|-------------------|-----|------|------|
| 1947 | Harold Entsminger | 88 | 446 | 5.1 |
| 1948 | Dick Braznell | 89 | 484 | 5.4 |
| 1949 | Dick Braznell | 145 | 766 | 5.3 |
| 1950 | John Glorioso | 106 | 503 | 4.7 |
| 1951 | Junior Wren | 103 | 451 | 4.3 |
| 1952 | Jim Hook | 141 | 741 | 5.2 |
| 1953 | Robert Bauman | 90 | 405 | 4.5 |
| 1954 | Robert Bauman | 60 | 293 | 4.8 |
| 1955 | Loyd Roll | 99 | 432 | 4.4 |
| 1956 | Henry Kuhlmann | 87 | 440 | 5.0 |
| 1957 | Henry Kuhlmann | 136 | 554 | 4.1 |
| 1958 | Mel West | 131 | 642 | 4.8 |
| 1959 | Mel West | 122 | 556 | 4.6 |
| 1960 | Mel West | 138 | 650 | 4.7 |
| 1961 | Andy Russell | 100 | 412 | 4.1 |
| 1962 | Johnny Roland | 159 | 830 | 5.2 |
| 1963 | Carl Reese | 67 | 300 | 4.5 |
| 1964 | Gary Lane | 100 | 432 | 4.3 |
| 1965 | Charlie Brown | 174 | 937 | 5.4 |
| 1966 | Charlie Brown | 139 | 576 | 3.9 |
| 1967 | Barry Lischner | 174 | 647 | 3.7 |
| 1968 | Greg Cook | 161 | 693 | 4.4 |
| 1969 | Joe Moore | 260 | 1312 | 5.0 |
| 1970 | James Harrison | 127 | 702 | 5.5 |
| 1971 | Don Johnson | 98 | 360 | 3.7 |
| 1972 | Tommy Reamon | 115 | 454 | 3.9 |
| 1973 | Tommy Reamon | 149 | 610 | 4.1 |
| 1974 | Tony Galbreath | 197 | 870 | 4.4 |
| 1975 | Tony Galbreath | 183 | 777 | 4.2 |
| 1976 | Curtis Brown | 169 | 844 | 5.0 |
| 1977 | Earl Gant | 144 | 769 | 5.3 |
| 1978 | James Wilder | 160 | 873 | 5.5 |
| 1979 | James Wilder | 155 | 645 | 4.2 |
| 1980 | James Wilder | 172 | 839 | 5.0 |
| 1981 | Bob Meyer | 180 | 791 | 4.4 |
| 1982 | Tracey Mack | 120 | 484 | 4.0 |
| 1983 | Eric Drain | 167 | 684 | 4.1 |
| 1984 | Jon Redd | 119 | 668 | 5.6 |
| 1985 | Darrell Wallace | 226 | 1120 | 5.0 |
| 1986 | Darrell Wallace | 211 | 872 | 4.1 |
| 1987 | Robert Delpino | 115 | 750 | 6.5 |
| 1988 | Tommie Stowers | 143 | 667 | 4.7 |
| 1989 | Tommie Stowers | 142 | 547 | 3.9 |

PASSING

| Year | Name | Att. | Comp. | Int. | Yds. |
|------|-------------------|------|-------|------|------|
| 1947 | H. Entsminger | 50 | 22 | 1 | 372 |
| 1948 | H. Entsminger | 90 | 43 | 6 | 633 |
| 1949 | Phil Klein | 122 | 55 | 5 | 808 |
| 1950 | Phil Klein | 84 | 50 | 6 | 625 |
| 1951 | Tony Scardino | 96 | 42 | 7 | 653 |
| 1952 | Tony Scardino | 129 | 52 | 11 | 781 |
| 1953 | Vic Eaton | 53 | 24 | 2 | 364 |
| 1954 | Vic Eaton | 74 | 36 | 2 | 774 |
| 1955 | David Doane | 113 | 52 | 8 | 774 |
| 1956 | Jimmy Hunter | 91 | 42 | 6 | 567 |
| 1957 | Phil Snowden | 57 | 24 | 6 | 299 |
| 1958 | Phil Snowden | 86 | 46 | 8 | 548 |
| 1959 | Phil Snowden | 83 | 33 | 10 | 415 |
| 1960 | Ron Taylor | 44 | 23 | 4 | 302 |
| 1961 | Ron Taylor | 62 | 31 | 6 | 428 |
| 1962 | Jim Johnson | 33 | 12 | 6 | 198 |
| 1963 | Gary Lane | 113 | 51 | 9 | 710 |
| 1964 | Gary Lane | 119 | 50 | 14 | 770 |
| 1965 | Gary Lane | 106 | 45 | 3 | 544 |
| 1966 | Gary Kombrink | 77 | 32 | 7 | 433 |
| 1967 | Gary Kombrink | 97 | 34 | 8 | 452 |
| 1968 | Terry McMillan | 113 | 56 | 7 | 745 |
| 1969 | Terry McMillan | 233 | 101 | 13 | 1963 |
| 1970 | Chuck Roper | 235 | 101 | 15 | 1097 |
| 1971 | Chuck Roper | 131 | 62 | 9 | 613 |
| 1972 | John Cherry | 131 | 52 | 15 | 861 |
| 1973 | John Cherry | 120 | 59 | 8 | 743 |
| 1974 | S. Pisarkiewicz | 156 | 70 | 8 | 828 |
| 1975 | S. Pisarkiewicz | 232 | 113 | 9 | 1792 |
| 1976 | Pete Woods | 131 | 59 | 5 | 996 |
| 1977 | Pete Woods | 127 | 65 | 7 | 785 |
| 1978 | Phil Bradley | 226 | 136 | 10 | 1780 |
| 1979 | Phil Bradley | 236 | 127 | 8 | 1448 |
| 1980 | Phil Bradley | 242 | 132 | 8 | 1632 |
| 1981 | Mike Hyde | 249 | 123 | 12 | 1471 |
| 1982 | Marlon Adler | 140 | 79 | 9 | 1242 |
| 1983 | Marlon Adler | 175 | 102 | 13 | 1603 |
| 1984 | Marlon Adler | 144 | 77 | 9 | 1128 |
| 1985 | Marlon Adler | 183 | 89 | 13 | 1258 |
| 1986 | Ronnie Cameron | 111 | 49 | 6 | 654 |
| 1987 | John Stollenwerck | 137 | 60 | 5 | 831 |
| 1988 | Corey Welch | 53 | 23 | 4 | 524 |
| 1989 | Kent Kiefer | 314 | 183 | 15 | 2314 |

TOTAL OFFENSE

| Year | Name | Rush | Pass | Total |
|------|----------------|------|------|-------|
| 1948 | Bus Entsminger | 451 | 633 | 1084 |
| 1949 | Dick Braznell | 766 | 362 | 1128 |
| 1950 | John Glorioso | 503 | 266 | 769 |
| 1951 | Junior Wren | 451 | 257 | 708 |
| 1952 | Jim Hook | 741 | 410 | 1151 |
| 1953 | Vic Eaton | 319 | 364 | 683 |
| 1954 | Vic Eaton | -86 | 774 | 688 |
| 1955 | David Doane | -65 | 774 | 709 |
| 1956 | Jimmy Hunter | 0 | 567 | 567 |
| 1957 | Henry Kuhlmann | 554 | 15 | 569 |
| 1958 | Mel West | 642 | 0 | 642 |
| 1959 | Mel West | 556 | 0 | 556 |
| 1960 | Mel West | 650 | 0 | 650 |
| 1961 | Ron Taylor | 86 | 428 | 514 |
| 1962 | Johnny Roland | 830 | 20 | 850 |
| 1963 | Gary Lane | 300 | 710 | 1010 |

| | | | | |
|------|-----------------|------|------|------|
| 1964 | Gary Lane | 432 | 770 | 1202 |
| 1965 | Gary Lane | 450 | 544 | 994 |
| 1966 | Gary Kombrink | 212 | 433 | 645 |
| 1967 | Gary Kombrink | 520 | 452 | 972 |
| 1968 | Terry McMillan | 357 | 745 | 1102 |
| 1969 | Terry McMillan | 194 | 1963 | 2157 |
| 1970 | Chuck Roper | 44 | 1097 | 1141 |
| 1971 | Chuck Roper | 113 | 613 | 726 |
| 1972 | John Cherry | 233 | 861 | 1094 |
| 1973 | John Cherry | 152 | 743 | 895 |
| 1974 | Tony Galbreath | 870 | 85 | 955 |
| 1975 | S. Pisarkiewicz | -60 | 1792 | 1732 |
| 1976 | Pete Woods | 193 | 996 | 1189 |
| 1977 | Phil Bradley | 372 | 492 | 864 |
| 1978 | Phil Bradley | 301 | 1780 | 1081 |
| 1979 | Phil Bradley | 316 | 1448 | 1764 |
| 1980 | Phil Bradley | 118 | 1632 | 1750 |
| 1981 | Mike Hyde | -175 | 1471 | 1296 |
| 1982 | Marlon Adler | 17 | 1242 | 1259 |
| 1983 | Marlon Adler | 267 | 1603 | 1870 |
| 1984 | Marlon Adler | 328 | 1128 | 1456 |
| 1985 | Marlon Adler | 122 | 1258 | 1380 |
| 1986 | Ronnie Cameron | 365 | 654 | 1019 |
| 1987 | J. Stollenwerck | 176 | 831 | 1007 |
| 1988 | Corey Welch | 393 | 524 | 917 |
| 1989 | Kent Kiefer | -238 | 2314 | 2076 |

PASS RECEIVING

| Year | Name | Rec. | Yds. | TD |
|------|-----------------|------|------|----|
| 1947 | Mel Sheehan | 14 | 218 | 2 |
| 1948 | Mel Sheehan | 23 | 346 | 3 |
| 1949 | Gene Ackermann | 42 | 621 | 2 |
| 1950 | Gene Ackermann | 31 | 400 | 3 |
| 1951 | Harold Carter | 24 | 456 | 2 |
| 1952 | Jim Jennings | 14 | 219 | 0 |
| 1953 | Elmer Corpeny | 12 | 179 | 2 |
| 1954 | Hal Burnine | 22 | 405 | 2 |
| 1955 | Hal Burnine | 44 | 594 | 2 |
| 1956 | Charley James | 30 | 362 | 1 |
| 1957 | Charley James | 12 | 132 | 1 |
| 1958 | Danny LaRose | 14 | 215 | 0 |
| 1959 | Russ Sloan | 13 | 128 | 3 |
| 1960 | Danny LaRose | 10 | 151 | 2 |
| 1961 | Conrad Hitchler | 8 | 124 | 0 |
| 1962 | Bill Tobin | 3 | 75 | 2 |
| 1963 | Ted Saussele | 8 | 115 | 1 |
| 1964 | Earl Denny | 10 | 222 | 1 |
| 1965 | Monroe Phelps | 17 | 207 | 2 |
| 1966 | Chuck Weber | 14 | 157 | 3 |
| 1967 | Chuck Weber | 15 | 212 | 1 |
| 1968 | Jon Staggers | 19 | 171 | 0 |
| 1969 | Mel Gray | 26 | 705 | 9 |
| 1970 | John Henley | 39 | 481 | 1 |
| 1971 | John Henley | 25 | 247 | 2 |
| 1972 | Jack Bastable | 29 | 362 | 2 |
| 1973 | Mark Miller | 17 | 256 | 1 |
| 1974 | Mark Miller | 38 | 522 | 5 |
| 1975 | Henry Marshall | 44 | 945 | 9 |
| 1976 | Joe Stewart | 45 | 834 | 5 |
| 1977 | Joe Stewart | 27 | 384 | 3 |
| 1978 | Kellen Winslow | 29 | 479 | 6 |
| 1979 | Andy Gibler | 23 | 316 | 4 |
| 1980 | Ron Fellows | 33 | 586 | 4 |
| 1981 | James Caver | 33 | 509 | 1 |

| | | | | |
|------|------------------|----|-----|---|
| 1982 | James Caver | 41 | 634 | 4 |
| 1983 | George Shorthose | 32 | 483 | 3 |
| 1984 | George Shorthose | 33 | 601 | 5 |
| 1985 | Herbert Johnson | 49 | 806 | 4 |
| 1986 | Herbert Johnson | 17 | 167 | 3 |
| 1987 | Craig Lammers | 16 | 253 | 1 |
| 1988 | Tim Bruton | 26 | 447 | 3 |
| 1989 | Linzy Collins | 46 | 803 | 4 |

PUNTING

| | | | | |
|------|------------------|----|------|------|
| 1946 | Bob Teel | 11 | 481 | 43.7 |
| 1947 | Clement Day | 53 | 1971 | 37.2 |
| 1948 | Robert Robinson | 46 | 1523 | 33.3 |
| 1949 | Phil Klein | 35 | 1125 | 32.1 |
| 1950 | Phil Klein | 33 | 1219 | 36.9 |
| 1951 | Junior Wren | 50 | 1780 | 35.6 |
| 1952 | William Fessler | 46 | 1765 | 38.4 |
| 1953 | Vic Eaton | 34 | 1222 | 35.9 |
| 1954 | Vic Eaton | 21 | 704 | 33.5 |
| 1955 | Jerry Cartwright | 15 | 563 | 37.5 |
| 1956 | Jimmy Hunter | 25 | 820 | 32.8 |
| 1957 | Robert Haas | 37 | 1126 | 41.7 |
| 1958 | Phil Snowden | 28 | 1127 | 40.0 |
| 1959 | Robert Haas | 37 | 1304 | 35.2 |
| 1960 | Danny LaRose | 33 | 1179 | 35.7 |
| 1961 | Daryl Krugman | 56 | 2020 | 36.1 |
| 1962 | Daryl Krugman | 47 | 1656 | 35.2 |
| 1963 | Daryl Krugman | 57 | 2200 | 38.6 |
| 1964 | Gary Lane | 48 | 1728 | 36.0 |
| 1965 | Ray West | 52 | 2071 | 40.0 |
| 1966 | Bill Bates | 72 | 2763 | 38.4 |
| 1967 | Steve Kenemore | 73 | 2828 | 38.8 |
| 1968 | Steve Kenemore | 56 | 2223 | 39.6 |
| 1969 | Steve Kenemore | 58 | 2270 | 39.1 |
| 1970 | Mike Farmer | 12 | 510 | 42.5 |
| 1971 | Jack Bastable | 57 | 2923 | 40.1 |
| 1972 | Jack Bastable | 71 | 2596 | 36.5 |
| 1973 | Jim Goble | 68 | 2578 | 37.9 |
| 1974 | Jim Goble | 77 | 3029 | 39.3 |
| 1975 | Jim Goble | 61 | 2433 | 39.9 |
| 1976 | Monty Montgomery | 54 | 1980 | 36.7 |
| 1977 | Monty Montgomery | 67 | 2642 | 39.4 |
| 1978 | Jeff Brockhaus | 53 | 1953 | 36.8 |
| 1979 | Jeff Brockhaus | 53 | 2114 | 39.9 |
| 1980 | Jeff Brockhaus | 64 | 2726 | 42.6 |
| 1981 | Eric Schmidt | 75 | 2849 | 38.0 |
| 1982 | Marlon Adler | 55 | 2298 | 41.8 |
| 1983 | Marlon Adler | 55 | 2130 | 38.7 |
| 1984 | Marlon Adler | 35 | 1465 | 41.9 |
| 1985 | Marlon Adler | 60 | 2423 | 40.4 |
| 1986 | Tom Whelihan | 75 | 3115 | 41.5 |
| 1987 | Tom Whelihan | 61 | 2486 | 40.8 |
| 1988 | Jimmie Michalski | 65 | 2425 | 37.3 |
| 1989 | Mark Plunkett | 67 | 2648 | 39.5 |

PUNT RETURNS (min. 4)

| Year | Name | No. | Yds. | Avg. |
|------|------------------|-----|------|------|
| 1948 | Mike Ghnouly | 5 | 94 | 18.9 |
| 1949 | Mike Ghnouly | 8 | 57 | 7.1 |
| 1950 | Harold Carter | 6 | 105 | 17.5 |
| 1951 | Harold Carter | 10 | 127 | 12.7 |
| 1952 | Edwin Merrifield | 22 | 230 | 10.5 |
| 1953 | Edwin Merrifield | 7 | 79 | 11.3 |
| 1954 | John Brase | 5 | 54 | 10.8 |
| 1955 | Jimmy Hunter | 5 | 43 | 8.6 |

| | | | | |
|------|------------------|----|-----|------|
| 1956 | Tom Morrell | 5 | 41 | 8.2 |
| 1957 | George Cramer | 4 | 68 | 17.0 |
| 1958 | Bob Haas | 6 | 74 | 12.3 |
| 1959 | Fred Brossart | 4 | 40 | 10.0 |
| 1960 | Donnie Smith | 10 | 230 | 23.0 |
| 1961 | Vince Turner | 6 | 56 | 9.3 |
| 1962 | Vince Turner | 6 | 94 | 15.6 |
| 1963 | Vince Tobin | 4 | 34 | 8.5 |
| 1964 | Johnny Roland | 9 | 65 | 7.2 |
| 1965 | Johnny Roland | 32 | 430 | 13.4 |
| 1966 | Roger Wehrli | 25 | 239 | 9.5 |
| 1967 | Jon Staggers | 6 | 83 | 13.9 |
| 1968 | Roger Wehrli | 40 | 478 | 12.0 |
| 1969 | John Henley | 4 | 86 | 21.5 |
| 1970 | Mike Fink | 26 | 260 | 10.0 |
| 1971 | Lorenzo Brinkley | 5 | 68 | 13.6 |
| 1972 | John Moseley | 6 | 29 | 4.8 |
| 1973 | John Moseley | 19 | 314 | 16.5 |
| 1974 | Tony Gillick | 12 | 160 | 13.3 |
| 1975 | Leo Lewis | 9 | 185 | 9.7 |
| 1976 | Leo Lewis | 28 | 303 | 11.2 |
| 1977 | Leo Lewis | 15 | 115 | 7.7 |
| 1978 | Leo Lewis | 8 | 50 | 6.3 |
| 1979 | David Newman | 17 | 199 | 11.7 |
| 1980 | Johnnie Poe | 5 | 40 | 8.0 |
| 1981 | James Caver | 26 | 260 | 10.0 |
| 1982 | Ricky Doby | 28 | 248 | 8.9 |
| 1983 | George Shorthose | 27 | 106 | 3.9 |
| 1984 | Andy Hill | 15 | 77 | 5.1 |
| 1985 | Darrell Wallace | 13 | 98 | 7.5 |
| 1986 | Craig Lammers | 15 | 112 | 7.5 |
| 1987 | Craig Lammers | 19 | 115 | 6.1 |
| 1988 | Craig Lammers | 16 | 66 | 4.1 |
| 1989 | Maurice Benson | 10 | 44 | 4.4 |

KICKOFF RETURNS (min. 4)

| Year | Name | No. | Yds. | Avg. |
|------|------------------|-----|------|------|
| 1948 | Mike Ghnouly | — | — | 23.4 |
| 1949 | Dick Braznell | 11 | 232 | 21.7 |
| 1950 | Harold Carter | 13 | 295 | 22.7 |
| 1951 | Bill Fessler | 5 | 120 | 24.0 |
| 1952 | Guy Rose | 6 | 128 | 21.3 |
| 1953 | Bob Schoonmaker | 6 | 164 | 27.3 |
| 1954 | Vic Eaton | 7 | 150 | 21.4 |
| 1955 | Jimmy Hunter | 6 | 117 | 19.5 |
| 1956 | Jimmy Hunter | 4 | 121 | 30.2 |
| 1957 | Henry Kuhlmann | 8 | 260 | 32.5 |
| 1958 | Norris Stevenson | 6 | 119 | 19.8 |
| 1959 | Mel West | 6 | 198 | 33.0 |
| 1960 | Mel West | 4 | 135 | 33.7 |
| 1961 | Carl Crawford | 6 | 134 | 22.3 |
| 1962 | Johnny Roland | 6 | 169 | 28.2 |
| 1963 | Ken Boston | 6 | 129 | 21.5 |
| | Monroe Phelps | 6 | 129 | 21.5 |
| 1964 | Johnny Roland | 6 | 142 | 23.6 |
| 1965 | Charlie Brown | 5 | 143 | 28.6 |
| 1966 | Roger Wehrli | 4 | 76 | 19.0 |
| 1967 | Roger Wehrli | 11 | 293 | 26.6 |
| 1968 | Jon Staggers | 10 | 206 | 20.6 |
| 1969 | Jon Staggers | 17 | 505 | 29.9 |
| 1970 | Mike Fink | 8 | 213 | 26.8 |
| 1971 | Mike Fink | 21 | 594 | 28.3 |
| 1972 | Mike Fink | 22 | 468 | 21.3 |
| 1973 | John Moseley | 17 | 434 | 25.5 |
| 1974 | Bill Ziegler | 4 | 139 | 34.8 |

| | | | | |
|------|------------------|----|-----|------|
| 1975 | Kenny Downing | 11 | 215 | 19.5 |
| 1976 | Joe Stewart | 10 | 248 | 24.8 |
| 1977 | Joe Stewart | 19 | 344 | 18.1 |
| 1978 | Terry Hill | 8 | 172 | 21.5 |
| 1979 | Ron Fellows | 6 | 133 | 22.2 |
| 1980 | Bobby Meyer | 11 | 221 | 20.1 |
| 1981 | James Caver | 14 | 378 | 27.0 |
| 1982 | Ricky Doby | 5 | 164 | 32.8 |
| 1983 | George Shorthose | 4 | 119 | 29.8 |
| 1984 | George Shorthose | 15 | 309 | 20.6 |
| 1985 | Craig Lammers | 9 | 182 | 20.2 |
| 1986 | Kevin Hagens | 14 | 319 | 22.8 |
| 1987 | Kevin Hagens | 8 | 184 | 23.0 |
| 1988 | Craig Lammers | 12 | 239 | 19.9 |
| 1989 | Ronnell Kayhill | 12 | 259 | 21.6 |

TACKLES

| Year | Name | UT | AT | TT | T-YL |
|------|----------------------|----|----|-----|-------|
| 1970 | Adam Vital, ng | 37 | 81 | 108 | 3 |
| 1971 | John Cowan, dt | 45 | 59 | 104 | 23 |
| 1972 | Dan McDonough, dt | 43 | 71 | 114 | 4 |
| 1973 | Scott Pickens, lb | 32 | 57 | 89 | 2-4 |
| 1974 | Lynn Evans, lb | 62 | 71 | 133 | 7-25 |
| 1975 | Ken Downing, db | 68 | 27 | 95 | 4-7 |
| 1976 | Mike Newman, db | 55 | 58 | 113 | — |
| 1977 | Jim Leavitt, db | 60 | 54 | 114 | 1-3 |
| 1978 | Chris Garlich, lb | 48 | 60 | 108 | 9-26 |
| 1979 | Eric Berg, lb | 32 | 83 | 115 | 8-23 |
| 1980 | Lester Dickey, lb | 74 | 56 | 130 | 4-6 |
| 1981 | Van Darkow, lb | 24 | 86 | 110 | 8-23 |
| 1982 | Jay Wilson, lb | 58 | 96 | 154 | 12-33 |
| 1983 | Jay Wilson, lb | 40 | 72 | 112 | 8-42 |
| 1984 | Tracey Mack, lb | 41 | 64 | 105 | 4-8 |
| 1985 | Erik McMillan, db | 80 | 29 | 109 | 8-28 |
| 1986 | Terry Walker, lb | 26 | 64 | 90 | 8-27 |
| 1987 | Darren MacDonald, lb | 33 | 68 | 101 | 11-56 |
| 1988 | Darren MacDonald, lb | 34 | 56 | 90 | 4-9 |
| 1989 | Darren MacDonald, lb | 71 | 47 | 118 | 3-8 |

QUARTERBACK SACKS

| Year | Name | No.-YL |
|------|------------------|--------|
| 1979 | Bennie Smith | 4-50 |
| | Norman Goodman | 4-34 |
| 1980 | Bennie Smith | 5-38 |
| | Wendall Ray | 5-36 |
| 1981 | Jeff Gaylord | 8-64 |
| 1982 | Bobby Bell | 8-56 |
| 1983 | Bobby Bell | 8-62 |
| 1984 | Erik McMillan | 4-57 |
| | Michael Scott | 4-50 |
| 1985 | Dick Chapura | 7-62 |
| 1986 | Jeff Cross | 6-32 |
| 1987 | Darren MacDonald | 7-42 |
| 1988 | Lee Johnson | 5-37 |
| | A.J. Miller | 5-25 |
| 1989 | Lee Johnson | 4-40 |

INTERCEPTIONS


| Year | Name | No. | Yds. | Avg. |
|------|------------------|-----|------|------|
| 1948 | Loyd Brinkman | 4 | 19 | 4.7 |
| 1949 | Mike Ghnouly | 4 | 49 | 12.2 |
| | John Gloriosio | 4 | 63 | 15.7 |
| 1950 | Bill Wilkening | 4 | 34 | 8.5 |
| 1951 | Bill Wilkening | 3 | — | — |
| 1952 | Edwin Merrifield | 4 | 35 | 8.8 |
| 1953 | Bob Schoonmaker | 3 | 21 | 7.0 |
| 1954 | Jimmy Hunter | 4 | 64 | 16.0 |
| 1955 | Jerry Curtright | 5 | 47 | 9.4 |
| 1956 | Henry Kuhlmann | 2 | 19 | 9.5 |
| 1957 | Don Mason | 3 | 37 | 12.3 |
| 1958 | Charles Snyder | 2 | 18 | 9.0 |
| | Ed Mehrer | 2 | 9 | 4.5 |
| 1959 | Bob Haas | 3 | 14 | 4.6 |
| 1960 | Charles Snyder | 5 | 80 | 16.0 |
| 1961 | Carl Crawford | 5 | 43 | 8.6 |
| 1962 | Andy Russell | 6 | 65 | 10.8 |
| 1963 | Ken Boston | 4 | — | — |
| | Gus Otto | 4 | — | — |
| 1964 | Ken Boston | 6 | 167 | 27.8 |
| 1965 | Johnny Roland | 6 | 23 | 3.8 |
| 1966 | Jim Whitaker | 6 | 113 | 18.8 |
| 1967 | John Meyer | 4 | 43 | 10.7 |
| 1968 | Roger Wehrli | 7 | 112 | 16.0 |
| 1969 | Dennis Poppe | 6 | 34 | 5.6 |
| 1970 | Henry Stuckey | 4 | 96 | 24.0 |
| | Pete Buha | 4 | 71 | 17.7 |
| 1971 | Henry Stuckey | 4 | 33 | 8.2 |
| 1972 | John Moseley | 4 | 113 | 28.2 |
| 1973 | Tony Gillick | 3 | 47 | 15.6 |
| 1974 | Rob Fitzgerald | 3 | 62 | 20.6 |
| | Steve Yount | 3 | 11 | 3.6 |
| 1975 | Kenny Downing | 3 | 8 | 2.6 |
| | Larry Davis | 3 | 73 | 24.3 |
| 1976 | Chuck Banta | 4 | 16 | 4.0 |
| 1977 | Russ Calabrese | 6 | 9 | 1.5 |
| 1978 | Chris Garlich | 4 | 41 | 10.3 |
| 1979 | Bill Whitaker | 6 | 96 | 16.0 |
| 1980 | Bill Whitaker | 6 | 28 | 4.7 |
| 1981 | Steve Crapo | 3 | 58 | 19.3 |
| 1982 | D. Johnson | 4 | 101 | 25.3 |
| 1983 | Terry Matchak | 2 | 33 | 16.5 |
| | Jay Wilson | 2 | 20 | 10.0 |
| 1984 | Erik McMillan | 3 | 42 | 14.0 |
| 1985 | Erik McMillan | 2 | 9 | 4.5 |
| | Cameron Riley | 2 | 8 | 4.0 |
| 1986 | Adrian Jones | 5 | 37 | 9.2 |
| 1987 | Erik McMillan | 5 | 119 | 23.8 |
| 1988 | Adrian Jones | 6 | 84 | 14.0 |
| 1989 | Ted LePage | 4 | 92 | 23.0 |

Mizzou's Top Performances

MIZZOU'S 100-YARD RUSHERS

(From 1938 to present)


| | Yds. | TC | CL | | | | | |
|---|------------|-----------|------------|--|------------|-----------|------------|--|
| Harry Ice at Kansas, 11/22/41 | 240 | 8 | Jr. | Tony Galbreath vs. Colorado, 10/26/74 | 146 | 23 | Jr. | |
| Darrell Wallace vs. Kansas St., 10/26/85 | 224 | 42 | So. | Robert Delpino vs. Northwestern, 9/19/87 | 144 | 10 | Sr. | |
| Darrell Wallace vs. California, 10/5/85 | 196 | 26 | So. | Joe Moore vs. Kansas State, 11/1/69 | 144 | 35 | Jr. | |
| Tony Galbreath at Kansas State, 11/2/74 | 194 | 32 | Jr. | Greg Cook vs. Iowa State, 11/9/68 | 143 | 24 | Sr. | |
| Smiley Elmore vs. Utah State, 9/10/88 | 187 | 18 | Jr. | Charlie Brown vs. Kansas State, 10/9/65 | 143 | — | Jr. | |
| Joe Moore at Oklahoma State, 10/3/70 | 186 | 34 | Sr. | Curtis Brown vs. Kansas State, 10/25/75 | 141 | 22 | Jr. | |
| Ray Bybee vs. California, 9/30/72 | 185 | 27 | So. | Joe Moore at Iowa State, 11/15/69 | 140 | 29 | Jr. | |
| John Glorioso at Kansas, 1949 | 185 | 17 | Jr. | Bobby Meyer at Kansas, 11/21/81 | 140 | 25 | Sr. | |
| Joe Moore vs. Illinois (StL), 9/27/69 | 185 | 22 | Jr. | Darrell Wallace vs. Utah State, 9/13/86 | 138 | 22 | Jr. | |
| James Wilder at Nebraska, 11/18/78 | 181 | 28 | So. | Bob Steuber at Michigan State, 11/1/41 | 138 | 13 | Jr. | |
| Greg Cook vs. Alabama (Gator), 12/28/68 | 179 | 27 | Sr. | Greg Cook vs. Army, 10/5/68 | 138 | 33 | Sr. | |
| Robert Delpino at Iowa State, 10/17/87 | 176 | 10 | Sr. | Tony Galbreath vs. Kansas, 11/23/74 | 137 | 34 | Jr. | |
| Tony Galbreath at Kansas, 11/22/75 | 175 | 26 | Sr. | Earl Gant vs. Kansas, 11/11/78 | 134 | 15 | Sr. | |
| Gerry Ellis at Illinois, 9/15/79 | 173 | 23 | Sr. | Joe Moore vs. Nebraska, 10/11/69 | 134 | 38 | Jr. | |
| Joe Moore vs. Baylor (StL), 9/11/70 | 171 | 36 | Sr. | Michael Jones at Kansas State, 10/21/89 | 133 | 15 | Jr. | |
| Johnny Roland at California, 9/22/72 | 171 | 20 | So. | Ronnie Cameron vs. Texas, 9/20/86 | 133 | 18 | So. | |
| Mel West at Kansas State, 10/18/58 | 170 | 26 | So. | Bob Steuber vs. Colorado, 10/3/42 | 132 | 13 | Sr. | |
| Norris Stevenson at Oklahoma, 11/12/60 | 169 | 13 | Sr. | Bob Steuber vs. Kansas, 11/26/42 | 132 | 14 | Sr. | |
| Joe Moore at Kansas, 11/22/69 | 167 | 23 | Jr. | Tommie Stowers vs. Kansas, 11/21/87 | 130 | 22 | So. | |
| Michael Jones at Kansas, 11/19/88 | 165 | 24 | So. | Nick Carras at Kansas, 11/22/47 | 129 | 20 | Sr. | |
| Jon Redd vs. Colorado, 10/6/84 | 163 | 19 | So. | Gary Kombrink vs. SMU, 9/23/67 | 128 | 20 | Sr. | |
| Donald O'Hara vs. Colorado, 10/3/42 | 163 | 13 | Jr. | Rich Dansdill at Oklahoma, 11/13/76 | 128 | 18 | So. | |
| Jon Stagers at Oklahoma, 11/16/68 | 162 | 9 | Jr. | James Wilder vs. Iowa State, 10/14/78 | 127 | 23 | So. | |
| Curtis Brown vs. North Carolina, 10/2/76 | 161 | 19 | Sr. | Paul Christman vs. Kansas, 11/25/39 | 127 | 23 | Jr. | |
| Harold Entsminger at Colorado, 10/11/47 | 161 | 13 | Sr. | Ray Bybee vs. Auburn (Sun), 12/29/73 | 127 | 27 | Jr. | |
| James Wilder vs. Kansas, 11/11/78 | 160 | 15 | So. | Curtis Brown at Iowa State, 11/8/75 | 126 | 22 | Jr. | |
| Charlie Brown at Kansas, 11/20/65 | 158 | — | Jr. | Maurice Wade at Michigan St., 11/1/41 | 125 | 15 | So. | |
| Jim Hook vs. Colorado, 11/8/52 | 158 | — | Sr. | Bob Steuber vs. Colorado, 10/4/41 | 124 | 13 | Jr. | |
| Bob Steuber at Kansas, 11/22/41 | 158 | 10 | Jr. | Ray Bybee vs. Baylor, 9/22/74 | 124 | 20 | Sr. | |
| Earl Gant at Illinois, 9/17/77 | 157 | 25 | Jr. | James Harrison vs. Iowa State, 11/14/70 | 123 | 20 | Sr. | |
| Joe Moore vs. Minnesota, 9/19/70 | 156 | 31 | Sr. | Ralph Carter at Nebraska, 11/7/42 | 123 | 6 | Sr. | |
| Tommy Reamon vs. Ariz. St. (Fiesta), 12/23/72 | 155 | 17 | Jr. | Ed Stephens vs. Kansas, 11/23/50 | 122 | 14 | Sr. | |
| Johnny Roland vs. Oklahoma St., 10/20/62 | 155 | 19 | So. | Bobby Meyer at Miss. State, 10/3/81 | 122 | 26 | Sr. | |
| Curtis Brown vs. Oklahoma, 11/15/75 | 153 | 20 | Jr. | Leonard Brown vs. Texas (Cotton), 1/1/46 | 121 | 18 | Jr. | |
| Marlon Adler vs. Colorado, 10/6/84 | 151 | 16 | Jr. | Greg Cook vs. Colorado, 10/12/68 | 121 | 23 | Sr. | |
| Barry Lischner at Iowa State, 10/21/67 | 150 | 25 | Sr. | Bob Steuber vs. Iowa Naval Cadets, 12/5/42 | 120 | 13 | Sr. | |
| Earl Gant at Oklahoma, 9/30/78 | 149 | 28 | Sr. | Charlie Brown vs. Florida (Sugar), 1/1/66 | 120 | 22 | Jr. | |
| Bill Rowekamp vs. Kansas, 11/22/52 | 149 | 14 | Sr. | Joe Moore vs. Oklahoma State, 10/18/69 | 120 | 26 | Jr. | |
| Darrell Wallace at Kansas St., 10/25/86 | 148 | 28 | Jr. | Jack Bastable vs. Kansas, 11/21/70 | 120 | 26 | So. | |
| Bob Steuber vs. Iowa State, 10/24/42 | 148 | 15 | Sr. | Bill Mauser vs. Colorado, 10/24/70 | 120 | 29 | Jr. | |



Mel West




Curtis Brown




Johnny Roland


| | | | | | | | |
|--|-----|----|-----|---|-----|----|-----|
| James Harrison at Oklahoma St., 10/3/70 | 120 | — | Sr. | Dick Braznell vs. Oklahoma St., 10/8/49 | 107 | 18 | Sr. |
| Tony Galbreath at Alabama, 9/8/75 | 120 | 32 | Sr. | Bob Bauman vs. Nebraska, 10/24/53 | 107 | 15 | Jr. |
| Curtis Brown vs. Kansas, 11/20/76 | 120 | 22 | Sr. | Hank Kuhlmann at Kansas, 11/23/57 | 107 | 25 | Jr. |
| Eric Drain vs. Notre Dame, 9/29/84 | 120 | 24 | Jr. | Bill Mauser vs. Iowa State, 11/14/70 | 106 | 23 | Jr. |
| James Wilder at Kansas State, 10/25/80 | 119 | 23 | Sr. | James Wilder vs. Colorado, 10/18/80 | 106 | 16 | Sr. |
| Tommy Reamon at SMU, 10/13/73 | 119 | — | Sr. | Darrell Wallace vs. Kansas, 11/22/86 | 106 | 28 | Jr. |
| Paul Christman at Wash. U., 10/22/38 | 118 | 25 | So. | Harry Ice at Iowa State, 10/18/41 | 106 | 3 | Jr. |
| Jon Redd at Illinois, 9/8/84 | 118 | 12 | So. | Ray Bybee vs. Colorado, 10/24/64 | 105 | 14 | Sr. |
| Henry Mahley vs. Iowa State, 1936 | 117 | 15 | Jr. | Corey Welch at Kansas State, 10/8/88 | 105 | 15 | Fr. |
| Darrell Wallace vs. Indiana, 9/28/85 | 117 | 21 | So. | James Wilder vs. Illinois, 9/20/80 | 105 | 15 | Sr. |
| Rich Dansdill at Kansas State, 10/9/76 | 117 | 19 | Jr. | Bill White at Colorado, 11/7/81 | 105 | 18 | Sr. |
| Joe Moore at Michigan, 10/4/69 | 117 | 19 | Jr. | Maurice Wade vs. Colorado, 10/4/41 | 105 | 6 | So. |
| Bill Tobin vs. Ga. Tech (Bluebonnet), 12/22/62 | 117 | 11 | Sr. | Mel West vs. Iowa, 10/22/60 | 104 | 20 | Sr. |
| Marlon Adler vs. California, 10/5/85 | 116 | 20 | Sr. | Mel West vs. Oklahoma State, 9/24/60 | 104 | — | Sr. |
| Rich Dansdill at Iowa State, 11/8/75 | 116 | 13 | Fr. | Johnny Roland vs. Iowa State, 10/27/62 | 104 | 21 | So. |
| Hank Kuhlmann at Nebraska, 11/1/58 | 116 | 8 | Sr. | Leroy Moss at Colorado, 10/27/73 | 104 | 23 | Sr. |
| James Austin vs. Kansas, 11/26/42 | 116 | 15 | So. | Tony Galbreath at Illinois, 9/20/75 | 104 | 17 | Sr. |
| Norris Stevenson at Nebraska, 10/29/60 | 116 | 11 | Sr. | Darrell Wallace at Kansas, 11/23/85 | 104 | 21 | So. |
| Tommie Stowers at Oklahoma St., 10/22/88 | 115 | 21 | Jr. | Earl Gant at Kansas State, 10/21/78 | 103 | 7 | Sr. |
| James Wilder vs. LSU (Liberty), 12/23/78 | 115 | 28 | So. | Tommie Stowers vs. Kansas, 11/18/89 | 103 | 22 | Sr. |
| Eric Drain vs. BYU (Holiday), 12/23/83 | 115 | 27 | So. | Ron McBride vs. Colorado, 10/12/68 | 102 | 24 | Jr. |
| Terry McMillan at Illinois, 9/28/68 | 114 | 10 | Jr. | Earl Gant at Notre Dame, 9/9/78 | 102 | 17 | Sr. |
| Dick Braznell at SMU, 10/1/49 | 114 | 11 | Sr. | Mel West vs. Kansas, 11/22/58 | 102 | 18 | So. |
| Howard Bonnet vs. Iowa State, 10/19/46 | 113 | 4 | So. | Mike Farmer at Oklahoma State, 10/3/70 | 101 | — | Jr. |
| Earl Gant at Colorado, 10/28/77 | 112 | 14 | Jr. | Tommie Stowers at Indiana, 9/26/87 | 101 | 19 | So. |
| Mel West vs. Navy (Orange), 1/1/61 | 111 | 21 | Sr. | Curtis Brown at USC, 9/11/76 | 101 | 20 | Sr. |
| Gerry Ellis vs. Mississippi, 9/23/78 | 111 | 9 | Jr. | Annisie Davis at Kansas, 11/19/77 | 101 | 16 | Sr. |
| James Wilder vs. Iowa State, 11/8/80 | 111 | 28 | Sr. | Earl Gant vs. California, 9/24/77 | 101 | 15 | Jr. |
| Mel West at Kansas State, 10/15/60 | 110 | 18 | Sr. | Darrell Wallace vs. Indiana, 9/27/86 | 101 | 26 | Jr. |
| Joe Moore vs. Oklahoma, 11/8/69 | 110 | 23 | Jr. | Bob Steuber at Iowa State, 10/18/41 | 101 | 6 | Jr. |
| Tommy Reamon vs. Auburn (Sun), 12/29/73 | 110 | 23 | Sr. | Jim Hook vs. Oklahoma State, 9/29/51 | 101 | 10 | Jr. |
| Earl Gant at Arizona State, 10/1/77 | 110 | 19 | Jr. | Gary Lane vs. Utah, 9/26/64 | 100 | 10 | Jr. |
| Charlie Brown at Oklahoma St., 9/25/65 | 109 | 31 | Jr. | Don Johnson at Kansas State, 11/4/72 | 100 | 25 | Sr. |
| Nick Carras vs. Colorado, 11/8/52 | 109 | — | Sr. | Jon Redd at Kansas, 11/19/83 | 100 | 18 | Fr. |
| Charlie Brown vs. Colorado, 11/5/66 | 108 | 13 | Sr. | Jim Hook at Oklahoma State, 10/18/52 | 100 | 16 | Sr. |
| Curtis Brown at Ohio State, 9/25/76 | 108 | 20 | Sr. | | | | |
| Phil Bradley vs. Oklahoma St., 11/12/77 | 108 | 20 | Fr. | | | | |
| Bobby Meyer vs. Oklahoma, 11/14/81 | 108 | 21 | Sr. | | | | |
| Bill Rowekamp vs. Colorado, 11/8/52 | 108 | — | Sr. | | | | |
| Ray Bybee at Kansas, 11/25/73 | 107 | 20 | Jr. | | | | |



Charlie Brown



Tony Galbreath



Tommie Stowers

MIZZOU'S 200-YARD PASSERS


(From 1938 to present)

| | Yds. | CL |
|---|------|-----|
| Kent Kiefer vs. Kansas, 11/18/89 | 444 | Jr. |
| Steve Pisarkiewicz vs. Oklahoma State, 10/11/75 | 371 | Jr. |
| Tony Scardino vs. Oklahoma, 10/10/51 | 365 | Fr. |
| Marlon Adler vs. Northwestern, 9/14/85 | 318 | Sr. |
| Terry McMillan at Iowa State, 11/15/69 | 317 | Sr. |
| Terry McMillan vs. Oklahoma, 11/8/69 | 312 | Sr. |
| Paul Christman at Kansas State, 10/8/38 | 311 | So. |
| Terry McMillan at Kansas, 11/22/69 | 307 | Sr. |
| Kent Kiefer vs. Miami (Fla.), 9/23/89 | 301 | Jr. |
| Phil Bradley at Oklahoma State, 11/11/78 | 295 | So. |
| Warren Seitz vs. Wisconsin, 9/15/84 | 276 | Jr. |
| Kent Kiefer vs. Oklahoma State, 10/28/89 | 276 | Jr. |
| Terry McMillan at Colorado, 10/25/69 | 273 | Sr. |
| Steve Pisarkiewicz vs. Oklahoma, 11/15/75 | 268 | Jr. |
| Steve Pisarkiewicz at Colorado, 10/18/75 | 264 | Jr. |
| Pete Woods vs. Oklahoma, 10/15/77 | 262 | Sr. |
| Kent Kiefer at Oklahoma, 11/4/89 | 260 | Jr. |
| Marlon Adler vs. Miss. State, 9/22/84 | 258 | Jr. |
| Marlon Adler vs. Oklahoma State, 11/16/85 | 247 | Sr. |
| Warren Seitz at Iowa State, 11/2/85 | 246 | Sr. |
| Phil Bradley vs. Colorado, 10/28/78 | 241 | So. |
| Terry McMillan vs. Kansas, 11/23/68 | 233 | Jr. |
| Marlon Adler vs. Army, 9/11/82 | 232 | Fr. |
| Phil Bradley at Nebraska, 11/1/80 | 229 | Sr. |
| Kent Kiefer vs. TCU, 9/9/89 | 226 | Jr. |
| Marlon Adler vs. Indiana, 9/28/85 | 225 | Sr. |
| Mike Hyde vs. Rice, 9/19/81 | 225 | Jr. |
| Chuck Roper at Oklahoma, 11/7/70 | 225 | Jr. |
| Gary Lane at California, 9/19/64 | 223 | Jr. |
| Phil Bradley vs. Oklahoma, 11/17/79 | 222 | Jr. |
| Marlon Adler vs. Kansas State, 10/22/83 | 221 | So. |
| Marlon Adler vs. Colorado State, 9/4/82 | 217 | Fr. |
| Phil Bradley vs. Penn State, 10/4/80 | 214 | Sr. |
| Steve Pisarkiewicz vs. Iowa State, 10/16/76 | 212 | Sr. |
| Phil Bradley vs. Purdue (Liberty), 12/27/80 | 210 | Sr. |
| Phil Bradley vs. Oklahoma State, 10/13/79 | 209 | Jr. |
| Marlon Adler vs. Oklahoma State, 11/12/83 | 208 | So. |
| Phil Bradley vs. Kansas, 11/22/80 | 206 | Sr. |
| Pete Woods vs. Kansas State, 10/22/77 | 205 | Sr. |
| Phil Bradley at Oklahoma State, 10/11/80 | 203 | Sr. |
| Mike Hyde vs. Kansas State, 10/10/81 | 202 | Jr. |
| Brad Perry at Oklahoma State, 10/30/82 | 200 | Jr. |
| Phil Bradley at Oklahoma, 9/30/78 | 200 | So. |


MIZZOU'S 100-YARD RECEIVERS

(From 1938 to present)


| | Yds. | Rec. | CL |
|--|------|------|-----|
| Henry Marshall vs. Oklahoma State, 10/11/75 | 207 | 7 | Sr. |
| Henry Marshall vs. Oklahoma, 11/15/75 | 199 | 6 | Sr. |
| Linzy Collins vs. Kansas, 11/18/89 | 193 | 9 | Jr. |
| Mel Gray vs. Oklahoma, 11/8/69 | 171 | 6 | Jr. |
| Joe Stewart vs. Iowa State, 10/16/76 | 171 | 6 | Jr. |
| Junior Wren vs. Colorado, 10/10/51 | 160 | 9 | Sr. |
| Henry Marshall at Colorado, 10/18/75 | 159 | 6 | Sr. |
| Gene Ackermann at Ohio State, 9/24/49 | 146 | 7 | Jr. |
| Herbert Johnson at Kansas, 11/23/85 | 146 | 9 | Sr. |
| Joe Stewart at Nebraska, 10/23/76 | 145 | 3 | Jr. |
| Herbert Johnson vs. Oklahoma State, 11/16/85 | 143 | 5 | Sr. |
| Lamont Downer at Oklahoma State, 11/11/78 | 138 | 6 | Sr. |
| James Starmer at Kansas State, 10/8/38 | 133 | 7 | So. |
| Kellen Winslow at Nebraska, 11/18/78 | 132 | 6 | Sr. |
| Andy Hill vs. Kansas, 11/17/84 | 129 | 7 | Sr. |
| John Henley at Oklahoma, 11/7/70 | 119 | 9 | Jr. |
| Andy Hill vs. Miss. State, 9/22/84 | 119 | 4 | Sr. |
| Andy Gibler at Texas, 9/25/82 | 117 | 3 | Sr. |
| Earl Denny at California, 9/19/64 | 116 | 3 | So. |
| Mel Gray at Kansas, 11/22/69 | 115 | 3 | Jr. |
| Harold Burnine at SMU, 10/7/55 | 114 | 8 | Sr. |
| Harold Burnine at Kansas, 11/20/54 | 114 | 3 | Jr. |
| Curtland Thomas vs. Army, 9/11/82 | 114 | 4 | Jr. |
| George Shorthose vs. Oklahoma St., 11/12/83 | 113 | 5 | Jr. |
| James Caver vs. Kansas, 11/20/82 | 113 | 4 | Sr. |
| Linzy Collins at Oklahoma, 11/4/89 | 112 | 5 | Jr. |
| George Shorthose at Kansas, 11/19/83 | 109 | 7 | Jr. |
| Henry Marshall vs. Wisconsin, 9/27/75 | 109 | 7 | Sr. |
| Tim Bruton vs. TCU, 9/9/89 | 109 | 8 | Jr. |
| Andy Gibler at Iowa State, 11/10/79 | 108 | 4 | Fr. |
| Linzy Collins vs. Miami (Fla.), 9/23/89 | 108 | 3 | Jr. |
| George Shorthose at Illinois, 9/8/84 | 107 | 5 | Sr. |
| Ron Fellows vs. Penn State, 10/4/80 | 107 | 5 | Sr. |
| Joe Stewart vs. Oklahoma, 10/15/77 | 107 | 5 | Sr. |
| George Shorthose at Kansas State, 10/20/84 | 106 | 4 | Sr. |
| Michael Jones vs. Iowa State, 10/15/88 | 106 | 4 | So. |
| Joe Stewart at Oklahoma, 11/13/76 | 105 | 6 | Jr. |
| Tim Bruton at Kansas State, 10/8/88 | 105 | 3 | So. |
| Mark Miller at Wisconsin, 10/5/74 | 104 | 7 | Sr. |
| Herbert Johnson at Texas, 9/21/85 | 104 | 6 | Sr. |
| Junior Wren vs. Colorado, 11/11/50 | 103 | 4 | Jr. |
| Adrian McBride vs. Northwestern, 9/14/85 | 102 | 5 | Sr. |
| Adrian McBride vs. Wisconsin, 9/15/84 | 101 | 4 | Jr. |
| James Caver vs. Colorado State, 9/4/82 | 101 | 3 | Sr. |



Paul Christman



Steve Pisarkiewicz



Joe Stewart

All-Conference Selections

First-team selections only.

BIG SIX

- 1929 Miller Brown, E
Bob Mehrle, HB
- 1929 Keith Hursley, T
John Waldorf, HB
Raymond Smith, C
Paul Brayton, G
- 1931 Charles Schiele, E
- 1932 Charles Schiele, E
- 1935 Clair Houston, FB
- 1936 Huston Betty, C
Maurice Kirk, G
- 1938 Paul Christman, HB
Kenneth Haas, T
- 1939 Paul Christman, HB
Kenneth Haas, T
Roland Orf, E
Charles Moser, C
Robert Waldorf, G
- 1940 Paul Christman, HB
Darold Jenkins, C
- 1941 Harry Ice, HB
Darold Jenkins, C
Bob Jeffries, G
Bob Steuber, HB
Don Reece, FB
Bud Wallach, T
- 1942 Bob Steuber, HB
Bert Ekern, E
Mike Fitzgerald, G
- 1943 Alfred Anderson, T
Jack Morton, E
Don Reece, FB
- 1944 Paul Collins, QB
Bill Dellastatious, HB
Jim Kekeris, T
- 1945 Leonard Brown, QB
Robert Eigelberger, G
Jim Kekeris, T
Roland Oakes, E
Ralph Stewart, C
- 1946 Loyd Brinkman, HB
Jim Kekeris, T
Roland Oakes, E
Ralph Stewart, C
- ### **BIG SEVEN**
- 1947 Harold Entsminger, QB
Chester Fritz, T
Mel Sheehan, E
- 1948 Harold Entsminger, QB
Robert Fuchs, C
Chester Fritz, T
Mel Sheehan, E
- 1949 Dick Braznell, HB

- 1950 John Kadlec, G
- 1951 Junior Wren, HB
William Fuchs, C
- 1952 Jack Lordo, G
Ed Merrifield, HB
- 1953 Robert Bauman, FB
Terry Roberts, G
- 1954 Alvin Portney, T
- 1955 Harold Burnine, E
- 1956 Jimmy Hunter, QB
- 1957 Charles Rash, G
Henry Kuhlmann, FB
- 1958 Don Chadwick, G
Danny LaRose, E
Charles Rash, G
- 1959 Mike Magac, T
Russ Sloan, E

BIG EIGHT

- 1960 Rockne Calhoun, T
Paul Henley, G
Danny LaRose, E
Mel West, HB
- 1961 Ed Blaine, T
Conrad Hitchler, E
Bill Wegener, T
- 1962 Tom Hertz, G
Conrad Hitchler, E
Johnny Roland, HB
Jerry Wallach, T
- 1963 George Seals, E
Gary Lane, QB
- 1964 Gary Lane, QB
Tom Wyrostek, G
Bobby Brown, G
Buford Allison, T
Johnny Roland, HB
Ken Boston, HB
Gus Otto, LB
- 1965 Gary Lane, QB
Johnny Roland, HB
Charlie Brown, HB
Russ Washington, E
Bruce Van Dyke, T
Francis Peay, T
Mike Eader, G
- 1966 Gary Grossnickle, HB
Dan Schuppan, E
Jim Whitaker, HB
- 1967 John Douglas, LB
Roger Wehrli, HB
Russ Washington, T
- 1968 Jim Anderson, T
Carl Garber, G
Bill Schmitt, E
Jay Wallace, T
Roger Wehrli, S

- 1969 Mel Gray, E
Larron Jackson, T
Mark Kuhlman, T
Dennis Poppe, S
- 1970 Larron Jackson, OT
Jay Wallace, DT
- 1971 Lorenzo Brinkley, DB
John Cowan, DT
- 1973 Scott Anderson, C
Greg Hill, K
John Moseley, DB
Jim Schnietz, OT
- 1974 Tony Galbreath, HB
Mark Johnson, DT
Mark Miller, WR
- 1975 Ken Downing, CB
Henry Marshall, WR
- 1976 Morris Towns, OT
Joe Stewart, WR
- 1977 Russ Calabrese, CB
Joe Stewart, FL
James Taylor, OT
Kellen Winslow, TE
- 1978 Kellen Winslow, TE
Pete Allard, C
Phil Bradley, QB
Russ Calabrese, CB
- 1979 Phil Bradley, QB
Eric Wright, S
Wendell Ray, DE
- 1980 Phil Bradley, QB
Brad Edelman, C
Howard Richards, OT
Bill Whitaker, CB
Eric Wright, S
Ron Verrilli, K
- 1981 Jeff Gaylord, DT
Kevin Potter, S
- 1982 James Caver, WR
Andy Gibler, TE
Demetrious Johnson, CB
- 1983 Bobby Bell, DE
Conrad Goode, OT
Terry Matichak, DB
Jay Wilson, LB
- 1984 George Shorthose, WR
John Clay, OT
- 1985 John Clay, OT
Herbert Johnson, WR
- 1986 John Clay, OT
- 1987 Erik McMillan, SS
- 1988 Adrian Jones, CB
- 1989 Adrian Jones, CB

All-Americans

Of Missouri's 23 first-team all-Americans, five have been consensus choices—C Darold Jenkins ('41), E Danny LaRose ('60), DB Johnny Roland ('65), DB Roger Wehrli ('68) and TE Kellen Winslow ('78).


Oil paintings of each by noted sports artist Ted Watts, commissioned by the St. Louis Quarterback Club, hang on Missouri's "Wall of Fame" in the athletic office at Hearnes Center.

In 1988, Missouri began its All-America tree project. Envisioned by former athletic director Jack Lengyel and implemented by current AD Dick Tramburo, Mizzou now has trees planted in honor of each football and basketball all-America or Hall of Fame member. They're located around the stadium, Brookfield-Taylor Complex, and Hearnes Center.

- 1925 Ed Lindemeyer, T
- 1939 Paul Christman, TB
- 1941 Darold Jenkins, C
- 1942 Bob Steuber, HB
- 1955 Harold Burnine, E
- 1960 Danny LaRose, E
- 1961 Ed Blaine, T
- 1962 Conrad Hitchler, E
- 1965 Johnny Roland, DB
- 1965 Francis Peay, OT
- 1967 Russ Washington, T
- 1968 Roger Wehrli, DB
- 1969 Mike Carroll, OG
- 1973 Scott Anderson, C
- 1973 John Moseley, DB
- 1975 Henry Marshall, SE
- 1976 Morris Towns, OT
- 1978 Kellen Winslow, TE
- 1980 Bill Whitaker, DB
- 1981 Brad Edelman, C
- 1981 Jeff Gaylord, DT
- 1983 Conrad Goode, OT
- 1986 John Clay, OT

NATIONAL FOOTBALL FOUNDATION HALL OF FAME

- 1951 Coach Bill Roper
- 1960 Paul Christman, QB
- 1961 Coach Don Faurot
- 1971 Bob Steuber, HB
- 1973 Coach James Phelan
- 1974 Ed "Brick" Travis, T
- 1976 Darold Jenkins, C
- 1984 John Waldorf, Official
- 1985 Coach Dan Devine
(year inducted)



Offensive tackle John Clay made five All-America first teams in 1986 and was the 15th player taken in the NFL draft.

All-Academic Selections

ACADEMIC ALL-AMERICANS

- 1962 Tom Hertz, G
- 1965 Bill Powell, DT
- 1966 Dan Schuppan, DE
Bill Powell, DT
- 1968 Carl Garber, G
- 1970 Nip Weisenfels, LB
- 1976 Chris Garlich, LB
- 1981 Van Darkow, LB

ACADEMIC ALL-BIG EIGHT

- 1954 Jack Hurley, E
Norden Stefanides, G
J.W. Shiveley Jr., G
- 1956 Jimmy Hunter, B
- 1957 Mervin Johnson, T
Tom Swaney, C
- 1958 Tom Swaney, C
Fred Brossart, B
- 1959 Paul Henley, G
Tom Swaney, C
Fred Brossart, B
- 1960 Paul Henley, G
Fred Brossart, B
- 1961 Paul Henley, G
- 1962 Tom Hertz, G
- 1963 David Gill, T

- Ronald Lurie, G
- 1964 Bill Powell, G
- 1965 Carl Reese, FB
Tom Lynn, DE
Bill Powell, G
- 1966 Chuck Weber, E
Dan Schuppan, DE
Bill Powell, DT
Jim Whitaker, DB
- 1967 Jim Willsey, OG
Gary Kombrink, QB
Chuck Weber, HB
John Meyer, DB
- 1968 Bill Schmitt, DE
Carl Garber, MG
Nip Weisenfels, LB
- 1969 John Brown, DE
John Cowan, DT
Nip Weisenfels, LB
Dennis Poppe, DB
- 1970 John Burns, OT
Rocky Wallace, DT
Steve Mizer, NG
Nip Weisenfels, LB
- 1971 Dan Borgard, DE
- 1972 Greg Hill, K
J.L. Doak, DE
Dave Johnston, DE
Ron Coppenbarger, DB
- 1973 Chris Kirley, OG
- 1974 Bill Ziegler, HB
Dave Johnston, DE
Ray Miller, DT

- 1975 Mike Owens, OT
Dale Smith, DE
- 1976 Dale Smith, DE
Chris Garlich, LB
- 1977 Mark Clark, OG
Pete Allard, C
David Legg, DE
Chris Garlich, LB
Jim Leavitt, DB
- 1978 Pete Allard, C
Ray Stephens, DE
Chris Garlich, LB
- 1979 Mark Jones, OG
Ray Stephens, DE
Eric Berg, LB
- 1980 Bob Meyer, HB
Kendall Ponder, DE
Van Darkow, LB
- 1981 Bob Meyer, HB
Kendall Ponder, DE
- 1983 Phil Greenfield, C
Tracey Mack, LB
Buck Stinson, LB
Terry Matichak, DB
- 1984 Tracey Mack, LB
Wallace Snowden, DB
- 1985 Marlon Adler, QB
- 1986 Phil Pettey, OG
- 1987 Phil Schreiber, OT
- 1988 Smiley Elmore, HB
Chris Jensen, TE
- 1989 Ted LePage, DB
Cordell McKinney, DB
Charles Murphy, DB



Last season was a big one for Ted LePage. He earned a scholarship, won the starting strong safety job, then went out and won Academic All-Big Eight and honorable mention all-conference honors.

Mizzou's Retired Numbers



(Left to right)—Darold Jenkins, Paul Christman and Bob Steuber.

37 **BOB STEUBER** . . . Nearly 50 years after hanging up his competitive cleats at Missouri, Bob Steuber still holds six of the school's scoring records, one rushing mark and ranks as the Tigers' fifth-best ground-gainer of all time.

Steuber was the big, fast back—a 210-pounder who could turn the 100 in 10-flat—who made Coach Don Faurot's newfangled Split-T formation such a rousing success in the 1941 and '42 seasons. Switched from end to halfback as a junior he finished as the nation's number-three rusher in 1941, and the rushing runnerup in 1942. His career total was 2,030 yards, surpassed only by modern-day Tiger runners Joe Moore, James Wilder, Darrell Wallace and Tommie Stowers.

He still holds Missouri records for: most career points (222), most points in a season (121), most career touchdowns (32), most TDs in a season (18), most career rushing touchdowns (26), most TDs rushing in a season (16), and highest average per carry in a season (7.6).

An all-American in 1942, Steuber was drafted by the Chicago Bears in 1943, but entered the service, and later played professionally with the Cleveland Browns, Los Angeles Dons and Buffalo Bills.

42 **DAROLD JENKINS** . . . A center-linebacker for Coach Don Faurot's 1940 and '41 Tiger teams, Darold Jenkins was inducted into the National Football Foundation Hall of Fame in 1976. He captained the '41 Tiger club that was considered to be the best of Faurot's 19 Missouri teams, and went to the Sugar Bowl.

A Native of Higginsville, Mo., Jenkins was named to 17 all-America teams in 1941. He later was a bomber pilot in World War II, and on his 27th mission was shot down. He spent 17 months in a German POW camp.

He attended the Missouri Law School after his discharge from the service and served as trial counsel for the Missouri State Highway Commission. He died in 1986.

44 **PAUL CHRISTMAN** . . . Under coach Don Faurot, "Pitchin'" Paul Christman set virtually all of the passing records at Mizzou. Most stood intact until the exploits of Terry McMillan, Steve Pisarkiewicz and Phil Bradley.

Christman won all-America honors in 1939 and '40 and was Mizzou's first player to be inducted into the National Football Foundation Hall of Fame.

Following his three-year career, during which he led the Tigers to their first conference championship and bowl appearance under Faurot, Christman served in the U.S. Navy from 1941-45.

He then played four years of professional football with the Chicago Cardinals (46-49) and finished his career with the Green Bay Packers in 1950. He was later an accomplished network television analyst and commentator, teaming with Curt Gowdy on the early AFL telecasts.

A native of St. Louis, Christman died suddenly at the age of 51, in 1970.

Hall of Fame

The University of Missouri Intercollegiate Athletic Hall of Fame, long envisioned by Athletic Director Dick Tamburo, became a reality in the fall of 1989, when a bequest from the estate of the late A.C. (Ace) and Mary Stotler called for the perpetual endowment of such a project.

Throughout the course of the next seven months, nominations were solicited from Missouri alumni, fans and friends. In May, a select committee met to consider the more than 125 nominees for inclusion in the initial 20-member class—10 from the Pioneer Era (1890-1950) and 10 from the Modern Era (1951-1985). Included in the first class are nine football players and two football head coaches.

On Aug. 31, a special ceremony will be staged to dedicate the Hall of Fame's location, on the northwest side of the main concourse in Hearnese Center. The class will be officially inducted at the Hall of Fame dinner, Nov. 3, at the Ramada Inn in Columbia. The dinner will follow the first annual Hall of Fame Game, that afternoon against the University of Oklahoma.


To nominate candidates for the 1991 class, contact Tamburo, Sports Information Director Bob Brendel, Athletic Department, University of Missouri, P.O. Box 677, Columbia, MO 65205.



Kellen Winslow was a football all-American at Mizzou and an All-Pro with the San Diego Chargers.



A.C. (Ace) Stotler



Mary Stotler

PIONEER ERA (1890-1950)

- DON FAUROT (Football Coach, Athletic Director, Three-Sports Letterman)
- HERB BUNKER (4-Sport Letterman, Assistant Coach)
- PAUL CHRISTMAN (Football All-American and Hall of Fame Member)
- BRUTUS HAMILTON (Olympic Track & Field Athlete and Coach and Hall of Fame Member)
- DAROLD JENKINS (Football All-American and Hall of Fame Member)
- HUBERT PRUETT (Baseball, Major Leaguer)
- JACKSON SCHOLZ (Olympic Gold Medal Sprinter and World Record Holder)
- BOB SIMPSON (Former World Record Holder in High Hurdles)
- BOB STEUBER (Football All-American and Hall of Fame Member)
- ED "BRICK" TRAVIS (Football Hall of Fame Member)

MODERN ERA (1951-85)

- TOM BOTTS (Track & Field Coach and Hall of Fame Member)
- PHIL BRADLEY (Football and Baseball, Active Major Leaguer)
- DAN DEVINE (Football Coach, Athletic Director and Hall of Fame Member)
- JOHNNY ROLAND (Football All-American)
- JOHN "HI" SIMMONS (Baseball Coach and Hall of Fame Member)
- NORM STEWART (Basketball All-American)
- STEVE STIPANOVICH (Basketball All-American)
- JON SUNDVOLD (Basketball All-American, Active NBAer)
- ROGER WEHRLI (Football All-American)
- KELLEN WINSLOW (Football All-American)

Missouri All-Stars

BLUE AND GRAY CLASSIC

| | |
|------------------------|------|
| Missouri All-Stars: 76 | |
| Bud Abell, E | 1964 |
| Harold Adams, QB | 1941 |
| Marlon Adler, P | 1985 |
| Robert Bauman, FB | 1954 |
| Carl Bax, OT | 1988 |
| Norm Beal, HB | 1961 |
| Loyd Brown, C | 1953 |
| Paul Browning, G | 1956 |
| Ken Bungarda, DT | 1978 |
| Harold Burnine, E | 1955 |
| Dick Chapura, DE | 1986 |
| John Clay, OT | 1986 |
| Joe Close, TE | 1986 |
| Steve Crapo, DB | 1981 |
| Carl Crawford, HB | 1961 |
| Jeff Cross, DE | 1987 |
| Robert Curry, DT | 1984 |
| Darryl Darling, DT | 1988 |
| Jefferson Davis, C | 1942 |
| Tony Davis, TE | 1984 |
| Ken Downing, DB | 1975 |
| Vic Eaton, QB | 1954 |
| Ted Follin, T | 1953 |
| Randy Frisch, DT | 1976 |
| Tony Galbreath, HB | 1975 |
| Earl Gant, RB | 1978 |
| Jeff Gaylord, DT | 1981 |
| Andy Gibler, TE | 1982 |
| Steve Hamilton, DT | 1978 |
| James Harrison, FB | 1970 |
| John Henley, E | 1971 |
| Paul Henley, G | 1961 |
| Don Hopkins, T | 1957 |
| *Jimmy Hunter, QB | 1956 |
| Demetrious Johnson, CB | 1982 |
| Merv Johnson, T | 1957 |
| Adrian Jones, CB | 1989 |
| Dave Kniptash, OT | 1985 |
| Ralph Kubinski, G | 1963 |
| Jim Leavitt, DB | 1977 |
| Tracey Mack, LB | 1984 |
| Henry Marshall, WR | 1975 |
| Erik McMillan, SS | 1987 |
| Mark Miller, E | 1974 |
| Lee Mungai, T | 1967 |
| Gene Oliver, LB | 1963 |
| Carl Osterloh, C | 1956 |
| Gus Otto, FB | 1964 |
| Phil Pettey, OG | 1986 |
| Scott Pickens, LB | 1974 |
| Steve Pisarkiewicz, QB | 1976 |
| Al Portney, T | 1966 |
| Kevin Potter, DB | 1982 |
| Bill Powell, T | 1966 |
| Bob Ritter, E | 1964 |
| Steve Sadich, G | 1974 |
| Tony Scardino, QB | 1954 |

| | |
|----------------------|------|
| Pete Scott, OG | 1989 |
| George Shorthose, WR | 1984 |
| Joe Stewart, FL | 1977 |
| Tommie Stowers, FB | 1989 |
| Henry Stuckey, DB | 1971 |
| James Taylor, OT | 1977 |
| Ron Taylor, QB | 1961 |
| Morris Towns, OT | 1976 |
| Vince Turner, HB | 1963 |
| Darrell Wallace, HB | 1987 |
| Jay Wallace, DT | 1970 |
| Russ Washington, T | 1967 |
| William Wegener, G | 1961 |
| Tom Whelihan, P/K | 1987 |
| Curtis Wilson, C | 1988 |
| Pete Woods, QB | 1977 |
| Jim Whitaker, DB | 1966 |
| Owen Wortell, T | 1958 |

*Most Valuable Player

EAST-WEST SHRINE GAME

| | |
|------------------------|------|
| Missouri All-Stars: 29 | |
| Ed Blaine, G | 1961 |
| Charlie Brown, HB | 1966 |
| Don Chadwick, G | 1958 |
| Paul Christman, QB | 1941 |
| John Clay, OT | 1986 |
| Mike Fitzgerald, G | 1943 |
| Jack Frye, QB | 1937 |
| Jeff Gaylord, DT | 1981 |
| Conrad Goode, OT | 1984 |
| David Gill, G | 1963 |
| Mel Gray, FL | 1971 |
| Tom Hertz, G | 1962 |
| Conrad Hitchler, E | 1962 |
| Jim Johnson, E | 1962 |
| Mark Jones, G | 1979 |
| John Kadlec, G | 1951 |
| James Kekeris, T | 1947 |
| Maurice Kirk, G | 1938 |
| Erik McMillan, SS | 1987 |
| Kurt Petersen, T | 1979 |
| Charles Rash, G | 1958 |
| Don Reece, FB | 1943 |
| William Rowekamp, FB | 1953 |
| Edward Stephens, FB | 1951 |
| Bob Steuber, HB | 1943 |
| Steve Vandegrift, DE | 1988 |
| John Waldorf, HB | 1930 |
| Tom Whelihan, P/K | 1987 |
| Kellen Winslow, TE | 1978 |

NORTH-SOUTH SHRINE GAME

| | |
|------------------------|------|
| Missouri All-Stars: 11 | |
| Lorenzo Brinkley, DB | 1972 |
| Curtis Brown, RB | 1976 |
| Harold Burnine, E | 1955 |
| Earl Denny, HB | 1967 |

| | |
|------------------------|------|
| John Douglas, LB | 1968 |
| Jim Hook, QB | 1952 |
| Larron Jackson, OT | 1971 |
| Curtis Jones, DT | 1968 |
| Larry McDevitt, C | 1976 |
| John Moseley, DB | 1973 |
| Steve Pisarkiewicz, QB | 1976 |

SENIOR BOWL

| | |
|------------------------|------|
| Missouri All-Stars: 44 | |
| Butch Allison, T | 1966 |
| Ed Blaine, G | 1962 |
| Dick Braznell, HB | 1950 |
| Harold Burnine, E | 1956 |
| Mike Carroll, G | 1970 |
| Win Carter, HB | 1950 |
| Dick Chapura, DE | 1986 |
| Butch Davis, DB | 1970 |
| Robert Delpino, HB | 1987 |
| John Douglas, LB | 1968 |
| Gerry Ellis, RB | 1980 |
| Robert Fuchs, C | 1950 |
| Tony Galbreath, RB | 1976 |
| Earl Gant, RB | 1979 |
| Jeff Gaylord, DT | 1982 |
| Steve Hamilton, DT | 1979 |
| James Harrison, FB | 1971 |
| Jim Hunter, QB | 1957 |
| Larron Jackson, OT | 1971 |
| John Kadlec, G | 1951 |
| Gary Lane, QB | 1966 |
| Terry Matchak, DB | 1984 |
| Erik McMillan, SS | 1987 |
| Terry McMillan, QB | 1970 |
| Bob Meyer, RB | 1982 |
| Gus Otto, FB | 1965 |
| Francis Peay, T | 1966 |
| Gene Pepper, T | 1950 |
| Steve Pisarkiewicz, QB | 1977 |
| Bill Powell, DT | 1967 |
| Howard Richards, OT | 1981 |
| Johnny Roland, DB | 1966 |
| Warren Seitz, QB/WR | 1985 |
| Don Smith, HB | 1961 |
| Ed Stephens, B | 1951 |
| Joe Stewart, WR | 1978 |
| James Taylor, OT | 1978 |
| Vince Turner, DB | 1964 |
| Jay Wallace, DT | 1971 |
| Russ Washington, T | 1968 |
| Roger Wehrli, DB | 1969 |
| Jim Whitaker, DB | 1967 |
| James Wilder, RB | 1981 |
| Kellen Winslow, TE | 1979 |
| Eric Wright, DB | 1981 |

HULA BOWL

| | |
|------------------------|------|
| Missouri All-Stars: 26 | |
| Jim Anderson, T | 1969 |

| | |
|----------------------|------|
| Scott Anderson, C | 1974 |
| Bobby Bell, LB | 1984 |
| Phil Bradley, QB | 1981 |
| Charlie Brown, HB | 1967 |
| Curtis Brown, RB | 1977 |
| Russ Calabrese, DB | 1979 |
| Van Darkow, LB | 1982 |
| Brad Edelman, C | 1982 |
| Gerry Ellis, RB | 1980 |
| Tom Hertz, G | 1963 |
| Conrad Hitchler, E | 1963 |
| Mark Johnson, T | 1975 |
| Barry Lischner, FB | 1968 |
| Mike Magac, T | 1960 |
| Henry Marshall, WR | 1976 |
| Mike Newman, DB | 1977 |
| Howard Richards, OT | 1981 |
| George Shorthose, WR | 1984 |
| Russ Sloan, E | 1960 |
| Jon Stagers, FL | 1970 |
| Tommie Stowers, FB | 1990 |
| Morris Towns, OT | 1977 |
| Bruce Van Dyke, OT | 1966 |
| Roger Wehrli, DB | 1969 |
| Pete Woods, QB | 1978 |

COACHES' ALL-AMERICAN GAME

| | |
|------------------------|------|
| Missouri All-Stars: 17 | |
| Jim Anderson, T | 1968 |
| Scott Anderson, C | 1973 |
| Joe Buerkle, C | 1964 |
| Butch Davis, DB | 1969 |
| Ken Downing, DB | 1976 |
| Tom Hertz, G | 1962 |
| Conrad Hitchler, E | 1962 |
| Gary Lane, QB | 1965 |

| | |
|--------------------|------|
| Ron McBride, FB | 1969 |
| Terry McMillan, QB | 1969 |
| Henry Marshall, WR | 1976 |
| Gus Otto, FB | 1964 |
| Francis Peay, T | 1965 |
| Johnny Roland, DB | 1965 |
| Rocky Wallace, T | 1970 |
| Russ Washington, T | 1967 |
| Roger Wehrli, DB | 1968 |

COLLEGE ALL-STAR GAME

| | |
|------------------------|------|
| Missouri All-Stars: 28 | |
| Ed Blaine, T | 1962 |
| Lorenzo Brinkley, DB | 1972 |
| Harold Burnine, E | 1956 |
| Paul Christman, QB | 1941 |
| Bill Dellastatious, HB | 1944 |
| Robert Eigelberger, G | 1944 |
| Robert Fuchs, C | 1950 |
| Tony Galbreath, RB | 1976 |
| Kenneth Haas, T | 1940 |
| Harry Ice, HB | 1942 |
| **Robert Jeffries, G | 1942 |
| James Kekeris, T | 1944 |
| Roger Kinson, C | 1952 |
| *Gary Lane, QB | 1966 |
| Danny LaRose, E | 1961 |
| Jack Lister, E | 1943 |
| Mike Magac, T | 1960 |
| Stanley Mondala, FB | 1938 |
| Joe Moore, HB | 1971 |
| Jack Morton, E | 1944 |
| Francis Peay, T | 1966 |
| Johnny Roland, HB | 1966 |
| George Seals, E | 1964 |
| Mel Sheehan, E | 1949 |

| | |
|--------------------|------|
| Bob Steuber, HB | 1943 |
| Robert Waldorf, G | 1940 |
| Russ Washington, T | 1968 |
| Roger Wehrli, DB | 1969 |

**Most Valuable Player
**elected to Chicago Tribune
All-America team*

JAPAN BOWL

| | |
|------------------------|------|
| Missouri All-Stars: 7 | |
| Phil Bradley, QB | 1980 |
| Curtis Brown, RB | 1977 |
| Van Darkow, LB | 1981 |
| Demetrious Johnson, DB | 1982 |
| George Shorthose, WR | 1984 |
| Morris Towns, OT | 1977 |
| Bill Whitaker, DB | 1980 |

OLYMPIA GOLD BOWL


| | |
|-----------------------|------|
| Missouri All-Stars: 1 | |
| Brad Edleman, C | 1981 |

CHALLENGE BOWL


| | |
|-----------------------|------|
| Missouri All-Stars: 4 | |
| Pete Allard, C | 1978 |
| Ken Bungarda, DT | 1978 |
| Chris Garlich, LB | 1978 |
| Ron Suda, DT | 1978 |

M. L. KING CLASSIC


| | |
|-----------------------|------|
| Missouri All-Stars: 2 | |
| Adrian Jones, CB | 1989 |
| Otis Smith, FS | 1989 |



Dick Chapura
Chicago Bears



Jeff Cross
Miami Dolphins



Brad Edelman
New Orleans Saints

Tigers in Professional Football


(Active Players in ALL CAPS)

Name, Position

Bud Abell, E
 Butch Allison, T
 Scott Anderson, C
 Carl Bacchus, E
CARL BAX, OT
 Norm Beal, B
 Bobby Bell, LB
 Ed Blaine, T
 Ken Blair, WR
 Herbert Blumer, T
 Lorenzo Brinkley, B
 Sam Britts, LB
 Jeff Brockhaus, K
 Charlie Brown, RB
 Curtis Brown, B
 Ken Bungarda, T
 Harold Burnine, E
 John Carpenter, T
 James Caver, WR
DICK CHAPURA, DE
 Paul Christman, B
 John Clay, OT
 Paul Collins, B
JEFF CROSS, DE
 Robert Curry, DT
 Butch Davis, B
 Tony Davis, TE
ROBERT DELPINO, RB
 Earl Denny, B
 Lester Dickey, LB
 Dave Doane, QB
 John Douglas, LB
 Ken Downing, CB
 Eric Drain, RB
 Vic Eaton, B
BRAD EDELMAN, OG
 Andy Ekern, OT
 Gerry Ellis, RB
 Ron Fellows, DB
 Mike Fink, DB
 Tony Galbreath, RB
 Earl Gant, RB

Pro Affiliation (Years)

Kansas City Chiefs (65-68), Denver Broncos (69-71)
 Baltimore Colts (66), New Orleans Saints (67), Edmonton Eskimos (67)
 Minnesota Vikings (74-76-77)
 Cleveland (27), Detroit Lions (28)
 Tampa Bay Buccaneers (89-90)
 St. Louis Cardinals (62)
 New York Jets (84), Chicago Bears (87)
 Green Bay Packers (62-63), Philadelphia Eagles (63-66)
 Orlando Renegades (85)
 Chicago Cardinals (25-33)
 Edmonton Eskimos (72), Philadelphia Bell (74)
 Edmonton Eskimos (72-75), Hamilton Tigercats (76-78), B.C. Lions (78-81)
 Washington Federals (84), Orlando Renegades (85), San Francisco 49ers (87)
 New Orleans Saints (67), Hamilton Tigercats (69), B.C. Lions (69-70)
 Buffalo Bills (78-83)
 Toronto Argonauts (79), San Francisco 49ers (80-82)
 New York Giants (56), Philadelphia Eagles (57)
 Buffalo Bills (47-49), San Francisco 49ers (49), Hamilton Tigercats (50-51), Toronto Argonauts (52-54)
 Detroit Lions (83-84), Baltimore Stars (85)
 Chicago Bears (87-90)
 Chicago Cardinals (45-49), Green Bay Packers (50)
 Los Angeles Raiders (87-88), San Diego Chargers (88)
 Chicago Cardinals (45)
 Miami Dolphins (88-90)
 Buffalo Bills (85), St. Louis Cardinals (85)
 Chicago Bears (70-71)
 Seattle Seahawks (85-86)
 Los Angeles Rams (88-90)
 Minnesota Vikings (67-68)
 Birmingham Stallions (83-85)
 Toronto Argonauts (57)
 New York Giants (70-73)
 Ottawa Roughriders (78-80)
 St. Louis Cardinals (86-87)
 Pittsburgh Steelers (55)
 New Orleans Saints (82-90)
 New England Patriots (83), Indianapolis Colts (84-85)
 Los Angeles Rams (80), Green Bay Packers (80-88)
 Dallas Cowboys (81-86), Los Angeles Raiders (87-88)
 New Orleans Saints (73), Edmonton Eskimos (75-76)
 New Orleans Saints (76-81), Minnesota Vikings (82-83), New York Giants (85-88)
 Kansas City Chiefs (79-81), Birmingham Stallions (83-85)



Erik McMillan of the New York Jets was the NFL's Defensive Rookie of the Year in 1988, and was a Pro Bowl selection in both 1988 and 1989.

Chris Garlich, LB
 Jeff Gaylor, LB
 Andy Gibler, TE
 J. Mack Gladden, E
 Conrad Goode, OT
 Norman Goodman, E
 Red Graham
 Mel Gray, E
 Don Greenwood, B
 Jim Harrison, B
 Conrad Hitchler, E
 Jim Hook, QB
 Larron Jackson, T
 Robert Jeffries, G
 Jim Jennings, WR
 Demetrious Johnson, DB
 Herbert Johnson, WR
 LEE JOHNSON, DE
 Mark Johnson, T
 ADRIAN JONES, DB
 Curtis Jones, T
 Randy Jostes, DE
 James Keckeris, T
 John Kelsey, E
 Gary Lane, B
 Danny LaRose, E
 Bob Lee, T
 LEO LEWIS III, WR
 Art Lochiner, B
 ANDY LOCK, OT
 James Lockette, NT
 Leonard McGirl, G
 Dan McDonough, LB
 ERIK McMILLAN, DB
 Dave McNeel, LB
 Tracey Mack, LB
 Mike Magac, T
 Henry Marshall, WR
 Adrian McBride, WR
 Joe Moore, RB
 James Morton, B
 John Moseley, DB
 Leroy Moss, RB
 Don Muse, TE
 David Newman, WR
 Gus Otto, LB
 Francis Peay, OT
 Eugene Pepper, G
 Kurt Petersen, OG
 Phil Pettey, OG
 Steve Pisarkiewicz, QB


 Johnnie Poe, DB
 Kevin Potter, DB
 Edward Quirk, B
 PAT RAY, DB
 Wendell Ray, DE
 Tommy Reamon, RB

 Howard Richards, OT
 Cameron Riley, DB
 Johnny Roland, RB
 Stillman Rouse, E
 Bill Rowekamp, E
 Andy Russell, LB
 Taft Sales, LB
 JEROME SALLY, NT
 Paul Savage, LB
 Jim Schnietz, T
 PETE SCOTT, OG
 George Seals, E
 Warren Seitz, TE
 Doug Seymour, OT
 George Shorthose, WR
 Marshall Shurnas, E
 Bill Siekierski, T
 ROD SKILLMAN, DT

 St. Louis Cardinals (79)
 L.A. Rams (82), Toronto Argonauts (82), Boston/New Orleans Breakers (83-84), S.A. Gunslingers (85)
 Cincinnati Bengals (83-84), Orlando Renegades (85)
 Chicago Gunners (34)
 New York Giants (84-85), Tampa Bay Buccaneers (87-88)
 Toronto Argonauts (80-81)
 Rochester (38-39), Newark Bears (40), Charlotte Clippers (41)
 St. Louis Cardinals (71-82), Oklahoma Outlaws (84)
 Cleveland Rams (45), Cleveland Browns (46-47)
 Chicago Bears (71-74), San Diego Chargers (75), British Columbia Lions (77)
 Calgary Stampeders (63-65)
 Saskatchewan Roughriders (56)
 Houston Oilers (71), Denver Broncos (71-74), Atlanta Falcons (75-76), Green Bay Packers (77)
 Brooklyn (42-43)
 Green Bay Packers (55)
 Detroit Lions (83-86), Miami Dolphins (87), San Diego Chargers (88-89)
 Chicago Bears (87)
 Kansas City Chiefs (90)
 Buffalo Bills (75-77), Cleveland Browns (77)
 Pittsburgh Steelers (90)
 San Diego Chargers (68-69)
 Arizona Wranglers (83), Chicago Blitz (84-85)
 Philadelphia Eagles (47), Green Bay Packers (48)
 Honolulu Hawaiians (74-75)
 Cleveland Browns (66-68), New York Giants (68), Saskatchewan Roughriders (70)
 Detroit Lions (61-63), Pittsburgh Steelers (64-66), Miami Dolphins (67)
 Washington Redskins (60)
 Hamilton Tigercats (80), Calgary Stampeders (80), Minnesota Vikings (81-90)
 Brooklyn (37), Rochester (38)
 New York Giants (90)
 New Jersey Generals (83-85), San Diego Chargers (85-86)
 Philadelphia Eagles (31-32), Chicago Cardinals (33), St. Louis (34)
 Edmonton Eskimos (74), B.C. Lions (75-76)
 New York Jets (88-90)
 B.C. Lions (83-85), Edmonton Eskimos (86)
 Winnipeg Blue Bombers (86-87)
 San Francisco 49ers (64-65), Pittsburgh Steelers (65-67)
 Kansas City Chiefs (76-87)
 St. Louis Cardinals (87)
 Chicago Bears (71-74), Edmonton Eskimos (74)
 Chicago Bears (45), Los Angeles Rams (46), Buffalo (47)
 Honolulu Hawaiians (74-75)
 Pittsburgh Steelers (75), Edmonton Eskimos (75), B.C. Lions (77)
 Edmonton Eskimos (75)
 Toronto Argonauts (80-82), Ottawa Roughriders (83-85)
 Oakland Raiders (65-72)
 New York Giants (66-67), Green Bay Packers (68-72), Kansas City Chiefs (73-75)
 Washington Redskins (50-53), Philadelphia Eagles (54), Baltimore Colts (54)
 Dallas Cowboys (80-87)
 Washington Redskins (87)
 St. Louis Cardinals (78-79), Green Bay Packers (80), B.C. Lions (81), Winnipeg Blue Bombers (82),
 Philadelphia Stars (83), Orlando Renegades (85)
 New Orleans Saints (81-88)
 Houston Oilers (83), Chicago Bears (84)
 Washington Redskins (48-51)
 Calgary Stampeders (90)
 Minnesota Vikings (81-82), Birmingham Stallions (83-84), Arizona Outlaws (85)
 Florida Blazers (74), Jacksonville (75), Kansas City Chiefs (76),
 Chicago Bears (77), Saskatchewan Roughriders (77)
 Dallas Cowboys (81-86), New York Jets (87)
 Pittsburgh Steelers (87)
 St. Louis Cardinals (66-72), New York Giants (73)
 Detroit Lions (40)
 Edmonton Eskimos (56)
 Pittsburgh Steelers (63-76)
 Birmingham Stallions (84-85)
 New York Giants (82-86), Indianapolis Colts (87), Kansas City Chiefs (88-89)
 St. Louis Cardinals (87)
 San Francisco 49ers (74), British Columbia Lions (75-77)
 Cleveland Browns (90)
 Washington Redskins (64-65), Chicago Bears (65-72), Kansas City Chiefs (72-73)
 Pittsburgh Steelers (86)
 B.C. Lions (77-81), Ottawa Roughriders (81-83)
 Miami Dolphins (85), Kansas City Chiefs (85-86), Denver Broncos (87)
 Cleveland Browns (47)
 Ottawa Roughriders (63-65)
 New Jersey Generals (83-84), Hamilton Tigercats (84-90)

Gordon Smith, E
 Bennie Smith, DT
 OTIS SMITH, CB
 Roy Smith, C
 Jon Staggers, WR
 Bob Steuber, B
 Norris Stevenson, RB
 Joe Stewart, E
 Ralph Stewart, C
 TOMMIE STOWERS, TE
 Henry Stuckey, DB
 James Taylor, OT
 Curtland Thomas, WR
 Bill Tobin, B
 Morris Towns, OT
 J. Edward Travis, T
 Bruce Van Dyke, T
 Charles Van Dyke, T
 Wilbur Volz, B
 DARRELL WALLACE, RB
 Jay Wallace, DT
 Tyrone Walls, TE
 Russ Washington, OT
 Bill Wegener, T
 Roger Wehrli, DB
 Mel West, RB
 Bill Whitaker, DB
 Bill White, RB
 Craig White, WR
 JAMES WILDER, RB
 CURTIS WILSON, C
 Kellen Winslow, TE
 Pete Woods, QB
 Junior Wren, B
 ERIC WRIGHT, DB
 Bill Ziegler, RB

Minnesota Vikings (61-65)
 Washington Federals (83-84), San Antonio Gunslingers (85), St. Louis Cardinals (85)
 Philadelphia Eagles (90)
 Philadelphia Eagles (33)
 Pittsburgh Steelers (70-73), Green Bay Packers (73-75), Detroit Lions (75)
 Chicago Bears (43), Cleveland Browns (46), Los Angeles Dons (47), Buffalo (48)
 Edmonton Eskimos (62-63), B.C. Lions (63)
 Oakland Raiders (78-81), Tampa Bay Buccaneers (81)
 New York Yankees (47-48), Baltimore Colts (48)
 San Diego Chargers (90)
 Miami Dolphins (72-74), New York Giants (75-76)
 New Orleans Saints (78-82), Oklahoma Outlaws (84)
 New Orleans Saints (87)
 Houston Oilers (63), Edmonton Eskimos (64-65)
 Houston Oilers (78-83), Washington Redskins (84-86)
 Rock Island (21), St. Louis (23)
 Philadelphia Eagles (66), Pittsburgh Steelers (67-73), Green Bay Packers (75-76)
 Buffalo (25)
 Buffalo (49)
 B.C. Lions (89-90)
 St. Louis Cardinals (71-72)
 Edmonton Eskimos (72-76), British Columbia Lions (77-78)
 San Diego Chargers (68-83)
 Houston Oilers (62-64)
 St. Louis Cardinals (69-82)
 Boston Patriots (61), New York Titans (61-62)
 Green Bay Packers (81-83), St. Louis Cardinals (83-85)
 Birmingham Stallions (83-85)
 Buffalo Bills (84)
 Tampa Bay Buccaneers (81-89), Washington Redskins (90)
 New England Patriots (89-90)
 San Diego Chargers (79-88)
 K.C. Chiefs (78-79), S.F. 49ers (79), Denver Broncos (80), Cincinnati Bengals (80), Miami Dolphins (80-81)
 Pittsburgh Steelers (59-60)
 San Francisco 49ers (81-90)
 Calgary Stampeders (76)



Eric Wright played on four Super Bowl championship teams with the San Francisco 49ers during the 1980s.



James Wilder, now with the Washington Redskins, is Tampa Bay's all time leading rusher.

Missouri Lettermen

1890-1989

—A—

Abell, Harry 1963, 64
Abrams, Verlie 1941, 42, 46, 47
Ackermann, Eugene A. 1949, 50
Adams, Eaton 1922
Adams, Harold G. 1940, 41, 42
Adams, Samuel 1967, 68, 69
Adler, Marlon 1982, 83, 84, 85
Akerson, Hening 1904, 05
Alburtis, Bennie E. 1956, 57
Alexander, Aubrey G. 1907, 08, 09
Allard, Peter J. 1974, 76, 77, 78
Allee, Gail 1894, 95
Allison, Buford 1963, 64, 65
Amelung, William 1938
Anderson, Alfred 1943
Anderson, Axel 1901, 03
Anderson, Donald Scott 1971, 72, 73
Anderson, Edgar H. 1911
Anderson, Elmer L. 1911
Anderson, Gary 1972
Anderson, Harold 1988
Anderson, Harvey W. 1903, 04, 05, 06
Anderson, James 1966, 67, 68
Anderson, Morris 1901
Anderson, Sam J. 1891, 92, 93
Anderson, Tom 1978, 79, 81
Anderson, William P. 1975, 76, 77
Andrews, Sanley 1919, 20
Androlewicz, Aloysius A. 1951, 52
Angello, Joseph C. 1934
Angel, Ralph Richard 1968
Anson, George Willis 1901, 02, 03
Arbeitman, Benjamin 1943
Ardinger, Horace C. 1902, 03
Armstrong, Richard C. 1947, 48, 49
Armstrong, Robert Jr. 1929, 30
Asbury, A. Edgar Jr. 1931
Asbury, Wilbert 1930, 31
Asendorf, George 1892
Ashley, David J. 1947, 48, 49
Austin, David 1970, 71
Austin, Hal R. 1930, 31
Austin, James D. 1942, 46
Austin, John 1973, 74, 75
Axline, Aaron G. 1907

—B—

Bacchus, Robert Carl 1924, 25, 26
Baechle, Herman F. 1949, 50
Bailey, William 1937
Baker, Daniel 1989
Baker, James M. 1929, 30
Ballard, Reggie 1987
Ballew, Robert 1944
Balota, Mike 1981, 83
Banta, Charles T. 1974, 75, 76
Barbosa, Santio 1982, 83, 84
Barnes, Walter Robert 1910
Barnett, Gary 1968
Barrickman, Guy 1954, 56
Barton, George Allen Jr. 1911, 12
Bass, Andrew J. 1896

Bass, Henry B. 1916, 17, 18
Bastable, John M. 1970, 71, 72
Bateman, Jesse Oran 1893
Bates, William 1965, 66
Baum, Vernon 1945
Bauman, Robert Leo 1952, 53, 54
Bax, Carl 1985, 86, 87, 88
Beal, Norman L. 1959, 60, 61
Beattie, George Charles 1940
Beattie, Mark 1971
Beaudean, Marland 1985
Beckett, Theodore C. 1974
Beger, Jack 1935, 36
Bekemeier, Tony 1979
Bell, Bobby 1981, 82, 83
Bell, Raymond Scott 1969, 70, 71
Benhardt, Elmer 1966, 67, 68
Bennett, Floyd W. 1902
Bennett, Michael 1968, 69, 70
Benson, Maurice 1989
Bentlage, Douglas R. 1976
Berg, Eric 1977, 78, 79
Berg, Marty 1965, 66, 67
Bernsen, Rich 1964, 65, 66
Berry, Thomas M. 1917
Bess, William D. 1976, 77, 78
Betty, Huston 1935, 36, 37
Biggs, Fred J. 1934, 35
Billings, Ward H. 1977
Birney, Abner 1901, 02
Bittner, Frank E. 1930, 31
Blackburn, David 1984, 85
Blaine, Edward H. 1959, 60, 61
Blair, Giles A. 1947, 48, 49
Blair, Ken 1978, 79, 80
Bland, Pete 1977
Blakeman, John R. 1975
Blank, Theodor C. 1932, 33, 34
Blanton, Horace H. 1896
Blase, George 1933
Blees, William A. 1911
Bluck, James R. 1908, 09
Blumer, Herbert 1919, 20, 21
Boain, Walter 1936, 37
Bobbitt, A. N. 1906
Bockemeier, Orval 1930, 31
Bogie, Mord 1890
Bohart, S. C. 1899
Bohner, Earnie 1976
Boliaux, Mike 1984, 86, 87
Bond, Arthur Doerr 1922, 23, 24
Bonnett, Howard 1945, 46, 47, 48
Bogard, Daniel C. 1969, 70, 71
Borgschulte, Donald J. 1951, 52
Boston, Kenneth 1963, 64, 65
Botts, W. W. 1891
Boucher, George Larry 1956, 57, 58
Bouldin, Fred 1941, 42, 46
Bounds, Kenneth 1946, 48, 49
Bourne, Harold 1934, 35
Bowen, Vernon 1941
Bowman, Lee 1946, 47

Boyd, Clyde 1950, 53
Boyd, Robert G. 1967, 68, 69
Boyd, Roger 1966, 67, 68
Boyd, Vernon 1984, 85, 86
Bradley, Nick M. 1891
Bradley, Phil P. 1977, 78, 79, 80
Brady, John Taylor 1943
Brandon, E. C. 1896
Brase, John Edwin 1953, 54
Brayton, Paul 1928, 29, 30
Braznell, Richard M. 1947, 48, 49
Brenton, Robert Louis 1940, 41
Brewer, Richard P. 1968
Brigham, F. H. 1895
Brinkley, Lorenzo 1969, 71
Brinkman, Loyd 1945, 46, 47, 48
Brinkman, William F. 1959
Brinton, Jack Albright 1939
Britts, Samuel A. 1969, 70, 71
Brockhaus, Jeff J. 1977, 78, 79, 80
Brockmeyer, Oscar 1905
Brossart, Fred 1958, 59, 60
Brown, Bobby D. 1963, 64
Brown, Bradley W. 1972, 74, 75
Brown, Charles R. 1964, 65, 66
Brown, Curtis 1975, 76
Brown, Henry 1967, 68, 69
Brown, John Wesley 1969, 70, 71
Brown, Leonard 1944, 45, 46
Brown, Loyd Ray 1952, 53
Brown, Miller 1926, 27, 28
Brown, Sammie Gene 1971
Browning, Paul Lynwood 1955, 56
Brownie, Walter 1890
Bruns, Tony 1981, 82, 83
Bruns, Walter 1884
Bruton, Tim 1987, 88, 89
Bryant, Darrell 1988
Bryant, J. W. 1904
Bucholz, William 1895
Buck, Donald 1973, 74
Buerkle, Joe 1962, 63, 64
Buha, Petar C. 1970, 71
Bull, Charles L. 1951, 52, 53, 54
Bullock, Freeman M. 1947, 48, 49
Bundschu, Albert J. 1921, 22
Bungarda, Ken J. 1978
Bundgart, Alfred H. 1897
Bunker, Herbert 1920, 21, 22
Burnbridge, Oliver H. 1977
Burk, Fred 1945
Burkhart, William Ray 1950, 51
Burditt, Brad 1982, 83, 84
Burnine, Harold H. 1953, 54, 55
Burns, John W. 1970
Burns, Pat 1983, 84
Burruss, Loyd F. 1910
Bussell, Leland 1943
Butler, Herris 1973
Byars, Robert C. 1926, 27, 28
Bybee, Raymond E. 1972, 73, 74

—C—

Calabrese, Russ 1977, 78
 Caldwell, James F. 1972, 73
 Calhoun, Joseph R. 1958, 59, 60
 Callahan, Robert 1942
 Cameron, Ronnie 1985, 86, 87, 88
 Campbell, Hubert 1928, 29, 30
 Campbell, Joseph 1944
 Campbell, Julius Eugene 1954, 55
 Caputo, Louis F. 1970
 Carideo, Angelo Jr. 1934
 Carothers, William Jackson 1906, 07, 08
 Carpenter, Greg 1982
 Carpenter, Jack 1941, 42
 Carpenter, Thomas 1959, 60
 Carr, Robert E. 1974, 75
 Carras, Nicholas J. 1947, 48, 49, 52
 Carroll, Michael 1967, 68, 69
 Carter, Bruce 1974, 75, 76
 Carter, Darren 1987
 Carter, Don 1978, 79
 Carter, Harold Gene 1949, 50, 51
 Carter, Ralph John T. 1940, 41, 42
 Carter, Winford L. 1947, 48, 49
 Cartwright, Zachary 1973
 Case, Joel W. 1959
 Casteel, Wynne Sr. 1925
 Castle, Thomas Robert 1950, 51, 52
 Castle, Vernon 1934, 35, 36
 Cathcart, Cory 1984, 85, 86
 Caver, James 1981, 82
 Caver, Jerome 1983, 84
 Chadwick, Donald M. 1956, 57, 58
 Chamberlain, Byron 1989
 Chapura, Dick 1982, 84, 85, 86
 Chase, Rayburn M. 1939, 40, 41
 Chase, Robert 1945
 Chattin, Jeff 1979
 Cherry, John E. 1972, 73
 Chettle, Alan 1965
 Childers, Lucius R. 1902, 03, 04
 Chittenden, Donald W. 1917
 Christensen, Ken 1989
 Christenson, James 1937
 Christman, Paul J. 1938, 39, 40
 Ciare, John Salle 1909
 Clark, Bertram T. Jr. 1925, 26, 27
 Clark, Joseph 1967, 68
 Clark, Mark M. 1970, 71
 Clark, Mark V. 1977
 Clark, Tim 1985
 Clarkson, Palmer L. 1951
 Clay, Henry R. 1915
 Clay, James Ashton 1912, 13, 14
 Clay, John 1983, 84, 85, 86
 Clemensen, Kenneth R. 1956, 57
 Clevenger, Sam 1944, 45
 Cliffe, Raymond D. Jr. 1944, 45, 47
 Clodfelter, Robert 1945
 Close, Joe 1983, 85, 86
 Cockrell, Bruce 1987
 Coe, U. C. 1901
 Coglizer, William A. 1924, 25
 Colclasure, Charles M. 1970
 Cole, Charles L. 1989
 Cole, Donald E. 1975, 76, 77
 Cole, Sam Burnett 1933
 Collins, D. Clinton 1913, 14, 15
 Collins, Jim 1989
 Collins, Linzy 1989
 Collins, Max M. 1930, 31
 Collins, William N. 1916, 17, 18, 19

Collins, Paul 1943, 44
 Colon, Harry 1987, 88, 89
 Combs, Clyde 1934, 35
 Comfort, George D. 1963, 64
 Condit, Travis 1989
 Conley, A. Hal 1892, 94, 95, 96
 Conover, C. C. 1894
 Consolver, George 1932, 33, 34
 Cook, Greg L. 1967, 68
 Cook, Rickey 1972, 73, 74
 Cooksey, James Howard 1964
 Coons, Clarence W. 1903
 Cooper, Clay Jr. 1938, 39
 Cooper, Grant 1935
 Cooper, Isace Benjamin 1898, 99
 Cooper, Thomas 1974, 75
 Corl, Ben 1987, 88
 Corpeny, Elmer J. 1952, 53, 54
 Corrigan, George W. 1896, 97, 98
 Council, Myron E. 1938, 39, 40
 Cowan, John E. 1969, 70, 71
 Cox, David L. 1967
 Cox, Ellis Ben 1948, 49
 Cox, Hardin 1945, 48
 Cox, Lynn E. 1968
 Cox, Stanley W. 1928, 29, 30
 Craig, W. 1899
 Craig, William 1954, 55, 56
 Crain, Henry Walter 1907, 08, 09
 Cramer, Floyd B. 1897
 Cramer, George Daniel 1956, 57
 Crapo, Steve 1979, 81
 Crawford, Carl D. 1961
 Creed, Edwin 1944
 Creekmore, Carl 1953
 Crnko, Timothy 1967, 68, 69
 Croak, Richard 1944, 45
 Crocker, Jack 1938, 39, 40
 Cross, Jeff 1986, 87
 Crumpler, Jerry 1964
 Culp, William 1974, 75
 Cunningham, Bill 1939, 40
 Curbow, Kelley 1971, 72, 73
 Currence, Blaine 1939
 Currie, Malcolm 1904
 Curry, Robert 1982, 83, 84
 Curtis, Lloyd H. 1909, 10
 Curtright, Jerry 1955, 56, 58
 Czarcinski, George 1937
 Czapl, Frank E. 1955, 56

—D—

Dansdill, Richard J. 1975, 76, 77, 78
 Darkow, Grant Van Dyke 1979, 80, 81
 Darling, Darryl 1985, 86, 87, 88
 Darnaby, Bryant 1965
 Darr, James 1942, 46
 Davidson, Earnest E. 1900
 Davidson, Frank James 1933
 Davis, Annise 1974, 76, 77
 Davis, Duane 1980, 81, 82
 Davis, Jefferson W. 1940, 41, 42
 Davis, John C. 1967, 68, 69
 Davis, Tony 1981, 82, 83, 84
 Dawdy, Charles 1943
 Dawson, Frank R. 1947, 48
 Dawson, Neal V. 1971
 Day, Clement Michael 1946, 47
 Deatherage, William Newland 1907, 08, 09
 Delmund, Earl E. 1926, 27, 28
 Dellastatious, William 1943, 44, 45
 Delpino, Robert 1986, 87

Demlen, David R. 1975
 Dempsey, James 1982
 Deneke, Robert E. 1950
 Denny, Earl 1964, 65, 66
 Denny, J. Gilbert 1931
 Derry, Louis 1929
 Detryng, Ray 1953
 Devora, Alejandro 1973
 Dexter, David 1911
 Dickenson, Fred 1936, 38
 Dickey, Lester 1979, 80
 Dills, Russell 1928, 29
 Disselhoff, Dennis 1977, 78
 Doak, James L. 1970, 71, 72
 Doane, David 1955, 56
 Doby, Ricky 1982
 Doll, Alva Chester 1903
 Donley, John 1947, 48
 Douglas, John 1966, 67
 Douglass, Charles L. 1973, 74, 75
 Douglass, W. Burr 1900, 06
 Dowdall, Guy C. 1896
 Downer, Lamont 1976, 77, 78
 Downey, Denis 1982
 Downing, Kenny 1973, 74, 75
 Doyle, Daniel D. 1965, 66
 Drain, Eric 1982, 83, 84
 Driskill, Jeff 1983
 Driver, William Lloyd 1906, 07, 08
 Drumm, Enoch H. 1914
 Dryden, Rob 1987
 Duchek, Donald William 1938, 39, 40
 Dudney, Robert Sidney 1971
 Dumas, Gregory 1989
 Duncan, Jack J. 1936, 37
 Dunckel, William C. 1913, 14
 Dunn, J. Earl 1898, 99
 Dusenbury, James 1947, 48, 49

—E—

Eader, Michael 1963, 64, 65
 Eaton, Victor Roe 1952, 53, 54
 Eaves, Donald 1930, 31
 Ebinger, Robert 1948, 49, 50
 Eckdahl, Jack 1941
 Edelman, Brad M. 1978, 79, 80, 81
 Edmiston, George 1930, 31
 Edwards, Elmer F. 1917, 18, 19
 Edson, Robert 1932
 Eigelberger, Robert 1943, 45
 Ekern, Andy 1980, 81, 82
 Ekern, Herbert Nelson 1941, 42
 Ekern, Herman Peter 1954
 Ekern, Kirk 1985, 86, 87
 Ekern, William Foster 1942, 43
 Elliott, Stacy 1989
 Ellis, George 1938, 39, 40
 Ellis, Gerry L. 1977, 78, 79
 Ellis, J. M. 1901
 Ellis, Tom Montgomery 1902
 Elmore, Smiley 1987, 88, 89
 English, E. Ardell 1935, 36, 37
 Entsminger, Guy Harold 1942, 46, 47, 48
 Erickson, Chris 1982, 83
 Erlinger, Kirk 1944
 Esson, Ed 1983, 84, 85, 86
 Etter, Thomas H. 1923
 Evans, Craig 1981
 Evans, George A. 1894, 95, 96
 Evans, Lynn D. 1972, 73, 74
 Everly, Dale 1936, 37, 40

Ewing, Ephriam M. 1908
Ewing, Mike 1966, 67
Ewing, Vernon 1936, 37, 38
Ewing, William 1944
Exler, Harry B. 1944

—F—

Facinelli, Tony 1984, 85
Fagan, Michael P. 1975
Fair, Kevin 1986
Farmer, Michael K. 1970, 71
Farris, Kenna 1943
Fast, D. B. 1897
Faurot, Donald 1923, 24
Faurot, Fred 1930, 32
Faurot, Jaylyle 1932
Faurot, Robert L. 1937, 38, 39
Fedak, Alex 1987
Feind, William J. 1957, 58
Fellows, Dion 1981
Fellows, Ron 1979, 80
Ferguson, John 1934
Ferguson, Ralph E. 1924, 25
Fessler, William Kueck 1951, 52
Fink, Paul M. 1970, 71, 72
Finkel, Barney 1934, 35
Fischer, William Patrick 1957
Fisher, Leon 1989
Fisher, Robert 1960
Fitzgerald, Michael E. 1940, 41, 42
Fitzgerald, Bob R. 1974, 75, 76
Fitzmaurice, Brad 1988
Flamank, George 1925, 26, 27
Fletcher, Jerold 1986, 87, 89
Fletcher, Keith 1982
Floyd, Ron 1983, 84, 85
Follin, Ted 1951, 52, 53
Forrester, Gary 1978, 79
Forrester, D. Bruce 1901
Forster, August F. 1904
Forster, Thomas D. 1919
Fountain, George E. 1968, 69, 70
Fowler, Forest L. 1922
Frazier, Anthony 1983, 84, 85
Frazier, Aubrey 1905
Frazier, Leland 1901
Frieders, Gary 1965
Frier, John Jr. 1949
Frisch, Randy 1974, 75, 76
Fritz, Chester 1946, 47, 48
Frost, Lawrence P. 1971, 72
Frye, Jack 1935, 36
Frye, Jay 1986
Fuchs, Paul Albert 1950, 51, 52
Fuchs, Robert Harry 1946, 47, 48, 49
Fuchs, William M. 1949, 50, 51
Fulbright, Jack 1920
Funk, Christopher B. 1989

—G—

Gadt, Paul M. 1978, 79, 80
Gaines, Charles L. 1893
Galamba, Dick 1956
Galbreath, Tony 1974, 75
Gale, Richard 1939
Gallagher, James J. 1911, 12, 13
Gann, Charles W. 1928
Gant, Earl L. 1977, 78
Garavaglia, Thomas 1973, 74, 75
Garber, Carl 1966, 67, 68
Gardner, Jeffrey 1989
Garlich, Christopher J. 1975, 76, 77, 78

Garner, Harold 1928, 29
Garvin, Clyde 1930
Garvis, Paul Willard 1959, 60, 61
Gasparac, Phil 1936
Gaylord, Jeff 1978, 80, 81
Gebhard, Kurt E. 1970
Geiger, Bruce 1960
Gentry, Charles W. 1954
Gentry, James H. 1897
Gentry, Lee Morrison 1904
Gerker, Edward 1942
Ghnouly, Mike Pete 1948, 49, 50
Ghrist, Donald 1942
Gibbons, Timothy 1974, 75, 76
Gibbs, Norman 1943
Gibler, Andy 1979, 80, 81, 82
Gibson, Craig 1971
Gibson, James 1893, 94, 95
Gibson, William M. Jr. 1925, 26, 27
Gie, Anthony N. 1978
Gilbert, Clyde E. 1928
Gilchrist, K. P. 1908, 09
Gilchrist, Leonard Mack 1961, 62, 64
Gill, David L. 1962, 63
Gill, James P. 1931, 32
Gillespie, John W. 1970
Gilham, Richard D. 1953
Gillick, Tony G. 1972, 73, 74
Giltner, John M. 1915, 16
Gladden, J. Mack 1929, 31
Glauser, Louis J. 1945, 46
Glorioso, John S. 1948, 49, 50
Glosson, Edwin N. 1969, 70, 71
Goble, James E. 1973, 74, 75
Goepel, Alex F. 1919, 20
Gokin, Bill A. 1975
Gooch, Bobby Ray 1953, 54
Goode, Conrad 1980, 81, 82, 83
Goodman, Norman E. 1978, 79
Goodson, Walter Conrad 1899
Goodwin, Lane Alden 1951
Gordon, W. E. 1890
Gorman, Sam 1926, 27
Goslin, B. F. 1890, 91, 92
Gove, Henry Shimer 1908, 09
Graham, B. R. 1892
Graham, Robert M. 1914
Grantello, Charles A. 1925
Graves, David B. 1914
Graves, Dorcet V. 1906, 07, 08
Graves, Paul T. 1910
Gray, Melvin D. 1968, 69, 70
Green, Anthony 1977, 78, 79, 80
Green, Stan 1981, 82
Green, James Edward 1943
Greenfield, Phillip 1982, 83, 84
Greenwood, Donald A. 1940, 41
Greenwood, Jay 1988
Greenwood, Victor Lee 1917
Gregory, Kenneth L. 1971, 72, 73
Grenda, Herbert P. 1933, 34, 35
Griep, William 1956
Griffin, William E. Jr. 1967
Gross, Joseph 1973, 74
Grossart, Randy 1973, 74, 75
Grossich, Darin 1986, 87
Grossnickle, Gary 1964, 65, 66
Groves, Jess Lee 1914, 15, 16
Groves, Robert D. 1912, 13
Gudzin, Eugene 1938
Guender, Dave E. 1978, 79

—H—

Haas, Kenneth 1937, 38, 39
Haas, Robert L. 1957, 58, 59
Hackney, Theodore 1909, 10, 11
Hader, H. Townsend 1932, 33, 35
Hagens, Kevin 1986, 87
Haggard, Homer Huston 1903, 04
Hailey, Robert Lynn 1950
Hairston, Raymond 1979, 80, 81, 82
Hall, Charles Clarke 1956
Hall, Chris 1988
Hall, Delmer K. 1904
Hall, Eugene Clinton 1909, 10, 11
Hall, J. Holmes 1896
Hall, N. 1901
Hall, Noel Jr. 1944
Hamann, William H. 1937
Hamilton, Brutus K. 1921
Hamilton, Paul Ambrose 1915, 16, 17
Hamilton, Steven 1976, 77, 78
Hammer, Irving 1956
Hampel, William Frank 1950
Hanley, L. G. 1932, 33
Hanners, Donald Ray 1952
Hardin, Verne A. 1919, 20, 21
Harding, 1898
Harlan, Ken L. 1978, 79, 80, 82
Harper, Jeff 1988, 89
Harper, Robert 1989
Harrell, Forrest 1981
Harrell, Scott F. 1977, 79
Harris, Bobbie Gene 1951
Harris, Samuel 1982
Harris, Spencer F. 1897, 98
Harris, William Clarence 1932, 33
Harrison, James H. 1968, 69, 70
Harsh, William P. 1935
Hartman, Fred 1929, 31
Hartung, Paul 1899
Hastings, Grant R. 1910, 11, 12
Hatfield, Woodrow 1931, 32, 33
Hauptman, Joseph M. 1968, 69
Hawkins, Eugene 1927, 28
Hawkins, Reco 1981, 83
Hawkins, Thomas 1983
Hayes, 1900
Hays, Robert S. 1922
Hays, William H. 1902
Hedrick, Lawrence H. 1904
Heidel, Frank 1935, 36, 37
Helm, Timothy A. 1976
Helmsley, Robert 1981
Henderson, Carmin 1935, 36
Henger, Fred W. 1956, 57
Henks, Dennis 1988
Henley, John 1969, 70, 71
Henley, Paul 1959, 60, 61
Henley, Robert L. 1950
Hennessey, Joseph 1923
Henningsen, Blaine 1974, 75, 76
Henningsen, Jeff 1986, 87
Henry, Manny 1984, 85
Herndon, Frank 1913, 14
Hertz, Gene L. 1968
Hertz, Tom 1960, 61, 62
Hessing, Brock 1958
Hicks, Victor M. 1925
Hiebert, Garry L. 1977
Hill, Adam 1894, 95, 96, 97
Hill, Andy 1980, 81, 83, 84
Hill, Curtis 1891, 93
Hill, Greg 1971, 72, 73

Hill, James L. 1896
 Hill, Roscoe V. 1920, 21, 22
 Hill, Terry D. 1978, 79, 80
 Hill, William H. 1896
 Hinkley, Ken 1962
 Hitchler, Conrad 1960, 61, 62
 Hixon, Robert N. 1950
 Hodge, Thomas E. 1975, 76
 Hodges, James 1943
 Hoff, Carl P. 1902, 03, 05
 Hoffman, Duncan 1979, 81, 82
 Hogan, Jesse F. 1900, 01, 02
 Hogan, John 1936, 37
 Holloway, Cecil T. 1977, 78
 Holloway, Kerry 1984
 Holman, Buster 1897
 Holmes, Jesse 1986, 87, 88
 Holsinger, Dave 1963, 64
 Hook, James Edward 1951, 52
 Hooper, Jeff 1983, 84
 Hopkins, Don Eugene 1955, 56, 57
 Hopkins, T. Robert 1944, 45, 46
 Hornof, Tim R. 1977, 79, 80
 Hornof, Tom 1979, 80, 82, 83
 Horton, J. Robert 1941
 Hoskins, Chris 1973
 Houston, Clair 1932, 34, 35
 Houston, Oscar E. 1911
 Houston, William L. 1948, 49, 50
 Houx, Samuel Bailey 1898, 99, 00, 01
 Howard, Thomas P. 1897, 98, 99
 Howery, Bond 1985
 Howze, Harry W. 1927
 Hudgens, Clyde O. 1928, 29
 Huff, Russell F. 1927, 28
 Hulse, Fred 1947, 49
 Humes, Erwin W. 1920, 21
 Hunter, Jimmy Mays 1954, 55, 56
 Hunter, Michael N. 1961
 Hunter, Oak 1898, 99
 Hunter, Stanley J. 1970
 Hurley, John David 1952, 53, 54
 Hursley, H. Keith 1927, 28, 29
 Hyde, Michael 1980, 81, 82
 Hydron, Clarence 1938, 39

— I —

Ice, Harry Lawrence 1940, 41
 Idler, Arthur M. 1909, 10
 Ihm, Eldon 1943, 45

— J —

Jacke, Jeff 1988
 Jackson, H. R. 1924, 25
 Jackson, Larron 1968, 69, 70
 James, Charles Wesley 1956, 57
 Jansen, Steve 1962, 63, 64
 Janson, Gene Lee 1944
 Jaskowiak, Dennis 1973
 Jeffrey, Jay T. 1978
 Jeffrey, Jerry 1981, 82
 Jeffries, Robert J. 1940, 41
 Jenkins, Charles Aaron 1898, 99
 Jenkins, Darold Ward 1940, 41
 Jenkins, Paul R. 1964
 Jennings, James Benton 1952, 53, 54
 Jensen, Chris 1985, 86, 87, 88
 Jenson, Julius Tilford 1956, 57
 Jesse, Richard M. Jr. 1901, 02, 03, 05
 Jett, Robert 1937
 Jewett, E. W. 1898, 99
 Jewett, William Orrington 1906

Johanningmeier, Carl F. 1929, 31, 32
 Jondrow, Ed 1971
 Johnson, Byrian 1986, 87
 Johnson, Demetrious 1979, 80, 81, 82
 Johnson, Don 1935, 37
 Johnson, Donald C. 1971, 72
 Johnson, Ewart Frank 1909, 10
 Johnson, Herbert 1985, 86
 Johnson, Jim 1960, 61, 62
 Johnson, Lee 1986, 87, 88, 89
 Johnson, Mario 1989
 Johnson, Mark 1973, 74
 Johnson, Meredith 1988
 Johnson, Mervin Lewis 1956, 57
 Johnson, Sidney 1932, 33, 34
 Johnston, David E. 1972, 73, 74
 Johnston, David W. 1974
 Jones, Adrian 1986, 87, 88, 89
 Jones, Edward 1894, 96, 97
 Jones, Joe 1937
 Jones, Curtis 1967
 Jones, Mark P. 1977, 78, 79
 Jones, Michael 1964
 Jones, Michael A. 1987, 88, 89
 Jones, Michael E. 1978
 Jostes, Randy 1979, 80, 81, 82
 Judd, James 1966, 68
 Judd, Ken 1980, 81, 82
 Juras, James C. 1966, 67, 68
 Justis, Gary 1984, 86

— K —

Kadlec, John 1948, 49, 50
 Kane, Dennis W. 1980
 Karakas, Anthony 1953, 54, 55
 Kayhill, Ronnell 1989
 Keeney, Robert 1972, 73, 74
 Keil, Vince 1985, 86, 87
 Keith, Charles A. 1890
 Keith, John Edward 1941, 42
 Kekeris, James J. 1943, 44, 45, 46
 Keller, Chris C. 1977, 78, 79
 Keller, Donald V. 1948, 49, 50
 Keller, Ralph 1921, 22, 23
 Kellet, John T. 1970, 71, 72
 Kelley, Dan O. 1969, 70
 Kelley, Norris Eugene 1957
 Kelley, Timothy Paul 1971
 Kells, Kenneth J. 1974, 75
 Kemper, R. Crosby 1912, 13
 Kenemore, Steve 1967, 68, 69
 Kennedy, Scott Jr. 1927, 28, 29
 Kephart, Michael 1969, 70, 71
 Kerby, Kenneth 1930, 31, 32
 Kershaw, Elmer H. 1921, 22
 Kiefer, Kent 1989
 Kilgrove, Luther M. 1929, 30
 Killiam, O. W. 1897
 Kimes, H. G. 1930
 Kimes, Ira D. 1930
 King, Harold, 1919
 King, Kenny 1985, 86, 87, 88
 King, Ronald 1939
 Kinnison, Jack 1936, 37, 38
 Kinson, Roger Duane 1950, 51
 Kirk, Maurice 1935, 36, 37
 Kirk, Robert Lawrence 1897
 Kirk, Todd 1901
 Kirkland, Curtis L. 1976
 Kirkpatrick, Mark A. 1974, 75, 76
 Kirkpatrick, William Lechter 1917
 Kirley, Charles C. 1971, 72, 73

Kistner, Richard C. 1965, 66
 Klein, Archie B. 1965, 66
 Klein, Edward 1909, 10
 Klein, Phillip E. 1949, 50
 Kling, Fred 1942, 46, 47
 Klohmann, Rick 1984, 85
 Knight, John S. 1921, 22
 Kniptash, David 1983, 84, 85
 Knobel, Edmund W. 1910, 11, 12
 Koenigsdorf, Richard 1932, 33
 Kolb, Edward M. 1917, 19
 Kombrink, Gary 1966, 67
 Kowalczyk, Thomas J. 1974, 75, 76
 Krahl, Greg 1981, 82, 83
 Kramer, John 1898, 99
 Kramer, Jack 1981, 82, 83
 Krugman, Daryl C. 1961, 62, 63
 Kruse, Carl 1899, 00
 Kubinski, Ralph C. 1962, 63
 Kuhlman, Mark 1968, 69
 Kuhlmann, Henry Norman 1956, 57, 58
 Kulich, Jim 1980, 81, 82
 Kurka, Stanley F. 1974
 Kurtz, John Albert 1907

— L —

Lake, Floyd H. 1913, 14
 Lamotte, J. H. 1891
 Lammers, Craig 1985, 86, 87, 88
 Landers, Jack 1939, 40
 Landon, James 1901, 02, 03
 Lane, Gary 1963, 64, 65
 Lang, Larry E. 1967
 Langan, Mike 1960
 Lansing, Harry S. 1914, 16
 LaRose, Marvin D. 1958, 59, 60
 Larue, Harry A. 1906
 Larue, L. H. 1914
 Laskowski, Charles 1935
 Laster, Bernard 1980, 81, 82
 Latimer, Charles W. 1893, 94
 Lattinville, Bob 1985
 Lauderdale, Larry G. 1977, 78
 Lavender, William K. 1962
 Lawhon, James L. 1933, 34
 Lazalier, Ray 1986
 Leach, Thomas 1988, 89
 Leaphart, Charles William 1905
 Leavitt, James P. 1974, 75, 76, 77
 Lechner, Stanley J. 1978, 79, 80
 Lee, Hilary 1926
 Lee, Robert 1955, 56, 57
 Leech, Robert William 1939
 Legg, David 1974, 75, 76, 77
 Leibson, Dean R. 1976, 77
 Leiding, Fred P. 1977, 79, 80
 Leimbach, J. C. Jr. 1959
 Leisman, Miles 1988, 89
 Leistriz, William 1963
 Lemire, Clarence P. 1910, 11, 12
 LePage, Ted 1987, 88, 89
 Leshe, Steve 1983, 84, 85
 Levick, Michael J. 1971, 72, 73
 Lewis, Charles L. 1919, 20, 21
 Lewis, Jerry M. 1922, 23, 24
 Lewis, Leo E. III 1975, 76, 77, 78
 Liggett, E. C. 1897
 Lightfoot, Allen G. 1920, 21, 22
 Lindenmeyer, Edgar W. 1924, 25, 26
 Lindenmeyer, Oliver 1929
 Lindley, Sid 1945
 Lineberry, Everett 1954



John Moseley is the only Tiger ever to go from walkon to all-American. He lettered in 1971-73.

Link, Charles R. 1971, 72, 73
 Linthacum, Larry 1987, 88, 89
 Lischner, Barry 1966, 67
 Lister, John Allen 1940, 41, 42
 Littell, William R. 1890
 Little, Scott 1981
 Litzenfelner, Mike L. 1978
 Livingston, Frank C. H. 1906
 Llewellyn, Nick 1983, 84
 Lloyd, Thomas 1924, 25
 Lochiner, Arthur C. 1933, 34, 35
 Lock, Andy 1986, 87, 88, 89
 Lockette, James 1980, 81, 82
 Lockwood, Dal 1984, 85, 86
 Logan, Mike 1987, 88
 Londe, Alfred 1934, 35, 36
 Long, Stan 1985, 86
 Lordo, Jack 1950, 51, 52
 Loudon, Donald 1958
 Lowder, Eric D. 1968, 70
 Lowe, Chris 1985
 Lucas, Francis E. 1926, 27

Lucchesi, Bob 1981
 Lundholm, Steve 1968, 69, 70
 Lurie, Ron 1962, 63
 Luther, Robert G. 1970, 71
 Lynn, Thomas F. 1963, 64, 65
 Lyons, Carl Leroy 1926, 27, 28

—M—

MacDonald, Darren 1986, 87, 88, 89
 Mack, Tracey 1980, 82, 83, 84
 Macoubrie, David 1981, 82
 Magac, Michael S. 1957, 58, 59
 Mahley, Henry 1935, 36, 37
 Makin, Thomas Tortt 1953
 Mally, Steve A. 1977
 Malvern, Glenn 1981, 82
 Manda, Edward A. 1971
 Marshall, Henry H. 1972, 74, 75
 Marshall, John Harris 1917
 Martin, James R. 1952, 55, 56
 Marusic, Bronko 1947, 48, 49, 50

Marvin, Paul E. 1929
 Marx, William J. 1974, 75
 Maschoff, Paul F. 1927, 28
 Mason, Donald G. 1957
 Mason, Harry 1935, 36, 37
 Mason, Maurice 1934, 35
 Matichak, Terry 1982, 83, 84
 Matthews, James W. 1975, 77, 78
 Matyas, George 1973
 Mauser, William 1969, 70, 71
 May, Brad 1986, 87
 Mays, Damon 1989
 McAlister, James B. 1896
 McAlister, William B. 1896
 McAnaw, Frank L. 1915, 16, 23
 McBride, Adrian 1983, 84, 85
 McBride, Percy O. 1976
 McBride, Ron 1967, 68, 69
 McBride, Thomas L. 1978
 McCartney, William 1959, 60, 61
 McCaslin, Frank J. 1898, 99, 00, 01
 McCauley, Lawrence C. 1928, 29, 30
 McCoy, Roger Kale 1957, 58, 59
 McCullough, Russell 1989
 McDaniel, Doyle 1945, 46
 McDaniel, Dan 1979, 80
 McDevitt, Joseph L. 1975, 76
 McDonald, John C. 1976
 McDonough, Daniel F. 1970, 71, 72
 McGhee, Doug 1987
 McGirl, Leonard 1928, 29, 30
 McHarg, Lynn 1931
 McKee, Michael 1969, 70, 71
 McKee, Richard Lee 1950
 McKinney, Cordell 1985, 88, 89
 McKinney, William Ray 1955, 56
 McMillan, Earl R. 1916
 McMillan, Edmond J. 1932, 33, 34
 McMillan, Erik 1984, 85, 86, 87
 McMillan, Terry 1968, 69
 McMurry, Charles 1970, 71
 McNeel, David 1979, 80, 81
 McRoberts, Robert H. 1973, 74, 75
 McWilliams, Harvey L. 1912, 13
 Means, Chris 1986, 87
 Mehrer, Charles F. 1954, 55, 56
 Mehrer, Edward W. 1958, 59, 60
 Mehrie, Robert 1927, 28
 Meier, Homer R. 1944
 Merrifield, Edwin J. 1951, 52, 53
 Mershon, Jerry Lee 1951
 Metzinger, Ralph W. 1940
 Meyer, John E. 1967
 Meyer, Robert 1978, 79, 80, 81
 Meyer, Stephen S. 1974, 75
 Michalski, Jimmie 1988
 Mickens, Harold 1949
 Mickelson, Edward 1944
 Miles, James 1958, 59, 60
 Milla, John 1980, 81
 Milla, Leo Elia D. 1941, 42, 46
 Miller, Alfred J. 1988, 89
 Miller, Clark 1934
 Miller, Edwin L. 1905, 06, 07, 08
 Miller, Fred B. 1904
 Miller, John Gimer Sr. 1910
 Miller, Mark 1973, 74
 Miller, Max E. 1914
 Miller, Mickey 1983, 84
 Miller, Paul 1979
 Miller, Richard 1934, 35
 Miller, Robert N. 1925, 26, 27

Miller, Walter R. 1972, 73, 74
 Miller, William Stonewall 1932
 Millican, David 1949, 50
 Milligan, Joe 1925
 Mills, John C. Jr. 1910, 11, 12
 Milne, James L. 1953
 Miltenberger, Todd 1979
 Mitchell, Ralph T. 1977
 Mitchell, Ron 1985
 Mitchell, Scott 1986
 Mizer, Stephen 1969, 70, 71
 Mollett, Elmer 1946
 Monachino, Ted 1987, 88, 89
 Mondala, Stanley 1936, 37
 Montgomery, Jeff 1988
 Montgomery, Monte 1976, 77, 78
 Moore, Joseph Cleve Jr. 1913
 Moore, Joseph L. 1968, 69, 70
 Moore, Larry 1966, 67, 68
 Moore, Sean 1987, 88, 89
 Moore, Terry M. 1969, 70
 Moore, Victor 1984, 85, 86, 87
 Moorehouse, Ernest C. 1904
 Morgan, Clifford A. 1925, 26, 27
 Morgan, Mark 1983
 Morgan, Richard C. 1929
 Morrell, Thomas Eugene 1956
 Morris, Edwin L. 1917
 Morrissey, Keith T. 1975, 76, 77
 Morrow, Joseph 1942
 Morse, Billy Bryan 1951
 Morton, John 1941, 42, 43
 Moseley, John R. 1971, 72, 73
 Moseley, Marion M. 1934
 Moser, Charles 1937, 38, 39
 Moss, Leroy 1972, 73
 Moss, Ray 1936, 37, 38
 Moulder, Maurice M. 1923, 24, 25
 Moyer, Max William 1959, 60
 Mueller, Chad 1987, 88, 89
 Muir, William G. 1915, 16
 Mulkey, Tom 1973
 Mundy, Cliff 1984
 Mungai, Lee 1966, 67
 Murphy, 1900
 Murphy, Brian 1966
 Murphy, Charles 1986, 87, 88, 89
 Murray, Arthur 1935, 36, 37
 Muse, Donald C. 1972, 73, 74
 Musgrave, Robert I. 1953, 54

—N—

Nash, Wesley 1929
 Nee, Daniel M. 1908
 Nelson, Clyde 1935, 36, 37
 Nelson, Don 1964, 65, 66
 Nerling, Daniel J. 1972
 Nesbitt, Pleasant P. 1897, 1901
 Newman, David A. 1976, 77, 78, 79
 Newman, John M. 1974, 75, 76
 Newman, Terry S. 1976, 77, 78
 Niblo, Elmo 1931
 Nichols, Clark 1904
 Nichols, Otto 1971
 Nickell, Donald 1945
 Nicolds, J. Y. 1925
 Nixon, James Patrick 1906, 07
 Noblitt, Noble L. 1931, 32, 33
 Norton, J. H. 1896
 Notowitz, Jerome M. 1938, 39, 40

—O—

Oakes, Roland 1945, 46, 47, 48
 O'Connell, Jack 1944, 45
 O'Hara, Donald 1942
 Oldham, Silas Evans 1893
 Oldham, William A. Jr. 1928, 29
 Oliver, Frederick E. 1961, 62
 Opel, Brad 1982
 Orf, Robert C. 1938, 40
 Orf, Roland 1938, 39
 Orr, Warren 1933, 35
 Orsi, Robert A. 1971, 72, 73
 Oth, Ray C. 1931, 32
 Osterloh, Carl S. 1954, 55, 56
 O'Sullivan, Ted 1924, 25, 26
 Otto, Gus J. 1962, 63, 64
 Overshown, Patrick 1985
 Owens, Don 1972
 Owens, Mike D. 1976, 77, 78
 Owens, Mike J. 1973, 74, 75

—P—

Packwood, S. F. T. 1919, 20, 21
 Palermo, James V. 1922, 23, 24
 Palmer, Jackie L. 1961, 62
 Pankey, Robert B. 1972
 Pappos, Leon 1943
 Parker, Keith 1942
 Parker, R. 1897, 98
 Parker, Robert 1966
 Parrott, James S. 1975
 Pauley, George 1893, 95
 Peay, Francis 1964, 65
 Peeples, Clarence B. 1917
 Pelek, Leo 1980, 81, 82
 Penny, Mike 1984, 85
 Peper, Elmer C. 1898, 99
 Pepper, Alan 1966, 67
 Pepper, Bernard 1941, 42, 46
 Pepper, Eugene F. 1947, 48, 49
 Perry, Brad 1981, 82, 83
 Perry, Thomas B. 1896, 97, 1901, 02
 Petersen, Kurt 1977, 78, 79
 Peterson, Brent 1986
 Peterson, Delmar G. 1919
 Pettey, Phil 1984, 85, 86
 Peyton, David 1984
 Phelps, Garnett 1967, 68
 Phelps, Monroe 1963, 65
 Phillips, Charles W. 1951, 52, 53
 Phillips, Eugene 1897
 Phillips, Mark 1976
 Phillips, Roger M. 1961
 Pickens, Jeffrey S. 1972, 73, 74
 Pickett, Lowell 1938, 39
 Pidcock, Donald Dale 1957, 58, 59
 Pieper, Lester 1936, 37, 38
 Piepmeier, Norval 1945, 46
 Pisani, August 1934
 Pisarkiewicz, Steven J. 1974, 75, 76
 Piskulich, John J. 1951
 Pittam, Radford F. 1915, 16
 Pitts, Ervin 1941, 42
 Pixlee, James E. 1909, 11, 12
 Playter, W. A. 1901
 Plumb, Larry Parker 1955, 56, 57
 Plunkett, Mark 1989
 Poe, Johnnie E. 1978, 79, 80
 Pointer, Ron 1987, 88, 89
 Ponder, Kendall 1980
 Ponzer, Brian 1986
 Poppe, Dennis 1967, 68, 69

Portmann, Dale A. 1949, 50
 Portney, Alvin 1953, 54, 55
 Post, Leslie C. Jr. 1934
 Potter, Harry L. 1905
 Potter, Kevin 1979, 80, 81, 82
 Powell, Chip J. 1978, 79, 80
 Powell, John Bert 1955
 Powell, Robert 1965, 66, 67
 Powell, W. Evans 1933, 34
 Powell, William D. 1964, 65, 66
 Preston, William Columbus 1915, 16
 Price, Thomas L. 1895

—Q—

Quint, Charles 1988
 Quirk, Edward G. 1944, 47

—R—

Ramsey, Hugh J. 1932, 33
 Rash, Charles Randall 1957, 58
 Rau, Godfried Henry 1936, 37, 38
 Rawlings, Otha 1930, 31
 Ray, Pat 1984, 86, 87, 88
 Ray, Wendell 1978, 79, 80
 Ream, Dale H. 1933, 34
 Reamon, Thomas W. 1972, 73
 Records, W. F. 1890
 Redd, Jon 1983, 84, 85, 86
 Reece, Donald M. 1940, 41, 42, 43
 Rees, Conway 1967, 68
 Reese, Carl D. 1963, 64, 65
 Reeves, Brian 1987, 88, 89
 Reginalto, John 1942, 46
 Reiner, Thomas 1988, 89
 Reppy, Alison 1915
 Rice, William Lee 1954, 55
 Richards, Howard G. 1977, 78, 79, 80
 Richards, Mike 1979, 81
 Richerson, Doss 1923, 24, 25
 Richmond, Todd 1982, 85
 Riddle, Fred A. 1944, 45
 Ridler, William Norris 1915, 16, 17
 Rigman, Jeff 1985, 86, 87
 Riley, Cameron 1983, 84, 85, 86
 Riley, Max 1943
 Ringgenberg, Mike 1989
 Ringo, A. 1894
 Ristine, Carl Linder 1907, 08, 09
 Ritter, Robert C. Jr. 1963, 64
 Riittman, Joe Charles 1959
 Robb, Porter 1938
 Roberts, Prewitt 1906, 07
 Roberts, Terry D. 1952, 53, 55
 Roberts, Warren R. 1908, 09
 Robertson, Howard 1954
 Robertson, Wesley 1989
 Robinson, H. O. 1893
 Robinson, Robert 1948
 Robinson, Van M. 1944
 Rogers, Willie E. 1978, 80
 Roland, Johnny E. 1962, 64, 65
 Roll, Loyd Eugene 1954, 55, 56
 Romney, Ted 1986
 Roper, Charles L. 1970, 71
 Rose, Guy Thomas 1951, 52
 Rosenheim, Henry 1926, 27, 28
 Ross, Frank J. 1932, 33
 Rouse, Stillman 1937, 38, 39
 Rowenkamp, William Henry 1952
 Rucker, Casper Bell 1905
 Rummans 1891
 Runyan, Steve 1983, 84

Russell, Andrew C. 1960, 61, 62
Russell, Chris 1987, 88, 89
Russo, Jim 1989
Rutherford, H. K. 1905, 06, 07
Ruth, George F. 1919, 20
Ruttleidge, Richard B. 1914, 16
Rutter, Donald Edmond 1951, 52
Rutter, James 1948, 49
Ryan, Patrick 1989

—S—

Sadich, Stephen C. 1972, 73, 74
Sadler, Kevin C. 1977, 78, 79, 80
Saldotsky, Carroll 1934
Sales, Taft 1980, 81, 82, 83
Salisbury, Eugene F. 1904, 05
Sally, Jerome 1979, 80, 81
Salmons, Ronald Lee 1954
Sangster, William M. 1968
Santow, Arthur 1941
Sauer, Martin J. 1947, 48, 49
Saunders 1899
Saussele, Ted F. 1963, 64
Savage, Paul J. 1948, 49
Savage, Paul G. 1985
Savage, Philip S. 1914
Scannell, Robert S. 1922, 23
Scardino, Anthony Ed 1951, 52, 53, 54
Schaff, Bernard 1927, 28, 29
Schiele, Charles L. Jr. 1931, 32, 33
Schlef, Michael 1989
Schmidt, Eric 1981, 82
Schmitt, William H. 1967, 68
Schmitt, Robert S. 1971
Schnietz, James M. 1971, 72, 73
Scholfield, Richard J. 1947, 48, 49
Schoonmaker, Jerold L. 1953, 54
Schoonmaker, Robert N. 1951, 52, 53
Schreiber, Phil 1984, 85, 86, 87
Schreiber, Stephen P. 1971, 72, 73
Schroeder, Eric G. 1917, 19
Schueler, Fred A. 1961
Schultz, Raymond O. 1938, 39, 40
Schultz, Ralph Louis 1955, 56
Schuppan, Dan M. 1964, 65, 66
Schwab, Kenneth L. 1970
Sconce, Edward 1933, 34, 35
Scott, Michael 1983, 84, 85
Scott, Peter 1987, 88, 89
Scott, R. G. 1921
Scott, William Wallace 1932
Scrivner, Brad 1989
Scudder, William Russell 1899
Seals, George E. 1961, 62, 63
Seitz, Warren 1983, 84, 85
Sevcik, James J. 1962, 63, 64
Sevcik, John J. 1962, 63
Seymour, Doug 1976
Shannon, George I. 1919, 20
Sharp, James L. 1972, 73
Sharp, Stephen Daniel 1966
Shawhan, D. Lee 1890, 91, 92, 93
Shawhan, T. R. 1892, 94, 95, 96
Sheehan, Melborne 1946, 47, 48
Shepard, Paul 1912, 13, 14
Shepard, Lee 1896
Shepherd, Rodney 1984, 85, 86
Sherrill, James "Bo" 1984, 85, 86
Shinkle, Albert 1943
Shiveley, J. W. II 1953, 54
Shockley, Scott 1981, 82, 83
Short, Roger 1966, 67

Shorthose, George 1980, 81, 83, 84
Shryock, Thomas 1967, 68, 69
Shuck, Glenn B. 1909, 10, 11
Shull, Aytchmonde P. 1890
Shurnas, Marshall 1941, 42, 46
Siekierski, William J. 1961, 62
Sigler, Melverne W. 1907
Simon, B. D. Jr. 1935, 36, 37
Simpson, Chauncey 1924
Simpson, H. G. 1921
Sims, Eric 1982
Skillman, Rodney 1980, 81, 82
Sloan, Ronald S. 1969
Sloan, Russell 1958, 59
Slusher, Clyde H. 1916, 17, 18
Smith, Bennie P. 1978, 79, 80, 81
Smith, Clyde 1922, 23, 24
Smith, Don 1959, 60
Smith, Earl Brenton 1902
Smith, Gerry Dean 1955
Smith, Glenn 1925, 26, 27
Smith, Gordon Chilton 1959
Smith, James L. 1972
Smith, Jeff 1979, 81, 82, 83
Smith, Otis 1988, 89
Smith, Raymond E. 1973, 74
Smith, Raymond H. 1928, 29
Smith, Rodney D. 1974, 75, 76
Smith, Roger R. 1969
Smith, Thomas Kenneth 1960, 61
Smith, William W. 1926, 27, 28
Sneed, Marshall 1937
Snisky, Eugene 1989
Snowden, Phillip Hugh 1957, 58, 59
Snowden, Wallace 1981, 82, 83, 84
Snyder, Charles 1959, 60
Snyder, Ronald M. 1964, 65
Sodeman, Charles A. 1951
Sodergren, Scott L. 1970, 71, 72
Speelman, Jacob 1913, 14, 15
Spengel, John 1966
Spoeneman, Robert F. 1951
Springdate, R. S. 1919, 20
Stafford, F. B. 1923, 24, 25
Staggers, Jonathan L. 1967, 68, 69
Stamper, J. A. 1894
Stankowski, Anton J. 1915, 16, 19
Staples, Lenson 1983, 84
Starmer, James R. 1938, 39, 40
Stefanides, Victor N. 1952, 53, 54
Stein, Mark 1951
Stephens, Edwards 1950
Stephens, Raymond E. 1978, 79, 80
Stephenson, Thomas Lee 1971
Steuber, Robert J. 1940, 41, 42
Stevenson, Gerald L. 1961
Stevenson, Norris 1958, 59, 60
Stevens, George F. 1917
Stewart, Joe L. 1974, 75, 76, 77
Stewart, Ralph 1943, 44, 46
Stinson, Buck 1983, 84, 85
Stoekel, Ronald W. 1969
Stokowski, Jeff A. 1977, 78, 80
Stollenwerck, John 1987, 88, 89
Stone, Robert 1943, 44, 46, 47
Storms, James W. 1921
St. Pierre, Glen 1956, 58
Stowers, Tommie 1986, 87, 88, 89
Stringer, Sonny Lee 1954, 55, 56
Stuber, Emmett R. 1924, 25, 26
Stuber, George M. Jr. 1931, 32, 33
Stuber, Richard A. 1955, 56

Studebaker, Ralph J. 1925, 26
Stuckey, Henry 1970, 71
Suda, Ron W. 1977, 78
Suntrup, Craig 1984
Suntrup, Tom 1980
Suntrup, William Nordet 1951
Sutherland, Rickie H. 1976, 77
Swaney, Thomas George 1957, 58, 59
Swatek, Jack 1932, 33
Swearingen, Orsen 1896
Sweeney, J. Robert 1942
Swetnam, Wayne Allen 1953
Swinger, Michael 1973
Swofford, Donald P. 1924, 25
Swofford, Joseph A. 1927

—T—

Tabor, Steve 1989
Talbert, Charles M. 1891
Tarpoff, Jon 1942, 42, 46
Tarr, James L. 1925, 26, 27
Tate, Reginald 1989
Taylor, Edgar W. 1969
Taylor, James M. 1975, 76, 77
Taylor, Ronald Gale 1960, 61, 62
Teel, Robert Lee 1946
Thacher, Frank B. 1909, 10
Thetford, Pat 1983, 84, 85
Thimmesch, Stephen Wayne 1964
Thomas, Curtland 1980, 81, 82, 83
Thomas, Sam 1936
Thomeczek, Harold J. 1952, 54
Thompson, Procter 1910
Thompson, Thomas W. 1891, 92, 93
Thorpe, Raymond 1965, 66
Thurman, Hal C. 1899
Tidd, Harry 1906
Tillman, B. W. 1903, 04, 05, 06
Titone, Andrew 1989
Toben, Ron 1985
Tobin, Vincent 1963, 64
Tobin, William 1960, 61, 62
Toman, Ronald E. 1959
Toney, Gary Lee 1956
Toney, Willis L. 1977
Tolsch, Robert 1981
Towns, Morris 1974, 75, 76
Travis, J. Ed 1919, 20
Trippe, John 1943
Troy, Eric 1982, 83, 84, 85
Trumbull, Rick 1988, 89
Turnbough, Felix Nobles 1935
Turner, Christy G. 1930
Turner, Vincent 1961, 62, 63
Tuttle, Charles E. 1924, 26, 27
Twellman, Eugene 1976, 77

—U—

Udell, Maurice Hugh 1950, 52
Underhill, Paul 1961, 62, 63

V

Valentik, Jim 1966
Vanarsdall, Dennis H. 1972, 73, 74
Vandeigrift, Steve 1985, 86, 87, 88
Vanderlinde, William 1958, 59
Van Dyke, Bruce R. 1963, 64, 65
Van Dyne, Charles M. 1922, 23, 24
Van Dyne, John D. 1942
Van Dyne, John R. 1930
VanZant, Tony 1987
Vaughn, Ron 1979

Velten, Mark E. 1978
 Venturi, John 1971
 Verrilli, Ron 1979, 80
 Vermillion, Jimmie D. 1961
 Versen, Walter, 1943
 Vestweber, Mike 1984, 85, 86
 Viner, Harry 1916, 17, 19
 Vital, Adam 1968, 69, 70
 Vollet, Scott 1985, 86
 Volz, Wilbur 1942, 46, 47, 48

—W—

Wade, Maurice 1941
 Wagner, Clay S. 1923
 Wagner, Lee 1979, 80, 81
 Wager, Don 1939
 Wahlmeier, Mark A. 1976
 Wainwright, W. Don 1960, 61, 62
 Wakeman, Bob 1939, 40
 Waldorf, John David 1927, 28, 29
 Waldorf, Robert John 1937, 38, 39
 Walker, Daniel J. 1975
 Walker, Ray R. 1924, 25, 26
 Walker, Terry 1985, 86
 Wallace, Darrell 1984, 85, 86, 87
 Wallace, Jay 1967, 68, 70
 Wallach, Jerry 1960, 61, 62
 Wallach, Norville H. 1940, 41
 Waller, James A. 1964, 65
 Walls, Tyrone 1968, 69, 70
 Walsh, John R. 1922, 23, 24
 Walters, Brad 1988
 Walters, Ron 1987, 88
 Warden, William W. 1929
 Washer, Charles F. 1899, 00, 01
 Washington, Booker T. 1971
 Washington, David 1988, 89
 Washington, Russell 1965, 66, 67
 Washington, Sharron 1988, 89
 Washington, Wayne S. 1977, 78, 79, 80
 Watkins, Jonathan 1989
 Watson, Patrick W. 1976
 Watzig, Ralph 1943, 46
 Weaver, Michael Eldon 1921
 Weber, Charles 1966, 67, 68
 Weber, James L. 1966
 Wefelmeyer, Michael E. 1974
 Wegener, William 1958, 59
 Wehrli, Roger 1966, 67, 68
 Weisenfels, John R. 1968, 69, 70
 Weisenfels, Kurt A. 1972, 73
 Weiss, Rex 1981, 82
 Welch, Corey 1988
 Wells, Lemuel 1989
 Wempe, Mike 1966, 67
 West, Melvin 1958, 59, 60
 West, Ray 1965
 West, Robert J. 1943, 46, 47
 Wetzal, Melvin Albert 1938, 39
 Whelihan, Tom 1984, 85, 86, 87
 Whetmore, Dan 1964
 Whitaker, Bill A. 1977, 78, 79, 80
 Whitaker, Daniel W. 1976
 Whitaker, Jim 1965, 66
 Whitaker, William 1944, 45
 White, Andrew Forest 1934
 White, Bill 1980, 81
 White, Craig 1980, 81, 82, 83
 White, Crawford E. 1896
 White, Jim 1988, 89
 White, Kevin 1986, 87, 88, 89
 White, R. C. 1896

White, Tom 1988
 Whiteman, Sam W. 1923, 24, 25
 Whitmer, Bruce A. 1975, 76
 Widenhofer, Robert W. 1964
 Wiggins, R. G. 1912, 13
 Wikoff, Lester B. 1914
 Wilder, Allen B. 1908, 11
 Wilder, James C. 1978, 79, 80
 Wilder, Wentworth 1916
 Wilkening, William Herbert 1950, 51
 Wilkins, Jermaine 1989
 Williams, C. H. 1920
 Williams, D. A. 1894
 Williams, Drew Allen 1944
 Williams, Jernel H. 1974, 76
 Williams, Michael L. 1976
 Willner, Isadore 1927, 28
 Willsey, Jim 1965, 66, 67
 Wilson, Curtis 1987, 88
 Wilson, John Williams 1951, 52, 53
 Wilson, Jay 1979, 81, 82, 83
 Wilson, Robert W. 1969, 70
 Winslow, Kellen B. 1976, 77, 78
 Wood, Bruce Dean 1951
 Woodland, Thomas 1980, 81
 Woods, Peter C. 1975, 76, 77
 Woodson, Joseph 1949
 Woodson, Warren R. 1897, 98
 Woody, Charles R. 1914
 Worstell, Owen 1956, 57, 58
 Wren, Lowe Jr. 1950, 51
 Wren, Robert 1948


Wright, Don 1988, 89
 Wright, Eric C. 1978, 79, 80
 Wright, James 1948
 Wreff, Hans 1902, 03
 Wynn, Carl J. 1955, 56
 Wyrostek, Thomas P. 1962, 63, 64

—Y—

Yanko, Roger 1970, 71, 72
 Yant, George S. 1900
 Yearian, Joel M. 1974, 75, 76
 Yeckel, Phil 1930, 31, 32
 York, Larry 1966
 Williams, Drew Allen 1944
 Yount, Steven D. 1972, 73, 74

—Z—

Ziegler, Robert 1965, 67
 Ziegler, William J. 1972, 73, 74
 Zimmerman, Arnold William 1913
 Zurweller, Mike 1984



The top two kickers in MU history—Greg Hill (left), 1971-73, and Tom Whelihan, 1984-87.

99 Seasons of Mizzou Football

| Year | Coach | Won | Lost | Tied | Points | Opp. | Captain(s) |
|------|------------------------------------|-----|------|------|--------|------|---------------------------|
| 1890 | A.L. McRae | 2 | 1 | 0 | 112 | 34 | William R. Litterill |
| 1891 | Hal Reed | 3 | 1 | 0 | 108 | 28 | Curtis Hill |
| 1892 | E.H.Jones | 1 | 2 | 0 | 28 | 18 | D. Lee Shawhan |
| 1893 | H.L. Robinson | 4 | 3 | 0 | 148 | 126 | Charles E. Young |
| 1894 | H.L. Robinson | 4 | 3 | 0 | 134 | 108 | Charles E. Young |
| 1895 | C.D. "Pop" Bliss | 7 | 1 | 0 | 156 | 42 | Charles E. Young |
| 1896 | Frank Patterson | 7 | 5 | 0 | 240 | 78 | Thomas R. Shawhan |
| 1897 | Charles Young | 5 | 6 | 0 | 112 | 143 | Adam Hill |
| 1898 | David L. Fultz | 1 | 4 | 1 | 33 | 98 | Thomas P. Howard |
| 1899 | David L. Fultz | 9 | 2 | 0 | 242 | 56 | John Kramer |
| 1900 | Fred Murphy | 4 | 4 | 1 | 72 | 81 | Carl Kruse |
| 1901 | Fred Murphy | 2 | 6 | 1 | 30 | 155 | Charles Washer |
| 1902 | Pat O'Dea | 5 | 3 | 0 | 99 | 80 | Thomas M. Ellis |
| 1903 | John F. McLean | 1 | 7 | 1 | 46 | 83 | Abner Birney |
| 1904 | John F. McLean | 3 | 6 | 0 | 71 | 130 | Homer J. Haggard |
| 1905 | John F. McLean | 5 | 4 | 0 | 94 | 79 | Harvey W. Anderson |
| 1906 | W.J. Monilaw | 5 | 2 | 1 | 116 | 44 | B.W. Tillman |
| 1907 | W.J. Monilaw | 7 | 2 | 0 | 278 | 41 | Edwin L. Miller |
| 1908 | W.J. Monilaw | 6 | 2 | 0 | 196 | 45 | Edwin L. Miller |
| 1909 | William W. Roper | 7 | 0 | 1 | 86 | 36 | Carl L. Ristine |
| 1910 | W.Hollenbeck | 4 | 2 | 2 | 77 | 17 | Franklin Thatcher |
| 1911 | Chester L. Brewer | 2 | 4 | 2 | 61 | 67 | Glen B. Shuck |
| 1912 | Chester L. Brewer | 5 | 3 | 0 | 135 | 69 | Clarence P. Lemire |
| 1913 | Chester L. Brewer | 7 | 1 | 0 | 193 | 67 | Charles R. Wilson |
| 1914 | H.F. Schulte | 5 | 3 | 0 | 128 | 48 | James A. Clay |
| 1915 | H.F. Schulte | 2 | 5 | 1 | 72 | 102 | Jacob Speelman |
| 1916 | H.F. Schulte | 6 | 1 | 1 | 112 | 21 | Harry S. Lansing |
| 1917 | H.F. Schulte | 3 | 5 | 0 | 98 | 124 | Paul Hamilton |
| 1918 | No Varsity Schedule | | | | | | |
| 1919 | John F. Miller | 5 | 1 | 2 | 91 | 42 | Anton Stankowski |
| 1920 | John F. Miller and James Phelan | 7 | 1 | 0 | 156 | 61 | Charles L. Lewis |
| 1921 | James Phelan | 6 | 2 | 0 | 136 | 50 | Herbert Blumer |
| 1922 | Thomas Kelly | 5 | 3 | 0 | 98 | 90 | Herbert Bunker |
| 1923 | Gwinn Henry | 2 | 3 | 3 | 31 | 40 | Clyde Smith |
| 1924 | Gwinn Henry | 7 | 2 | 0 | 110 | 41 | Arthur D. Bond |
| 1925 | Gwinn Henry | 6 | 1 | 1 | 110 | 44 | Sam Whiteman |
| 1926 | Gwinn Henry | 5 | 1 | 2 | 122 | 33 | Carl Bacchus |
| 1927 | Gwinn Henry | 7 | 2 | 0 | 129 | 90 | George Flamank |
| 1928 | Gwinn Henry | 4 | 4 | 0 | 138 | 102 | Miller Brown |
| 1929 | Gwinn Henry | 5 | 2 | 1 | 78 | 28 | John Waldorf |
| 1930 | Gwinn Henry | 2 | 5 | 2 | 41 | 132 | Leonard McGill |
| 1931 | Gwinn Henry | 2 | 8 | 0 | 72 | 183 | Frank Bittner |
| 1932 | Frank Carideo | 1 | 7 | 1 | 32 | 184 | Kenneth Kirby |
| 1933 | Frank Carideo | 1 | 8 | 0 | 58 | 193 | Charles Schiele |
| 1934 | Frank Carideo | 0 | 8 | 1 | 125 | 172 | Herbert Grenda |
| 1935 | Don Faurot | 3 | 3 | 3 | 97 | 77 | Clair Houston |
| 1936 | Don Faurot | 6 | 2 | 1 | 107 | 74 | Al Londe |
| 1937 | Don Faurot | 3 | 6 | 1 | 42 | 64 | Maurice Kirk |
| 1938 | Don Faurot | 6 | 3 | 0 | 111 | 82 | Frank Dickerson, Ray Moss |
| 1939 | Don Faurot | 8 | 2 | 0 | 155 | 79 | Kenneth Haas |

| Year | Coach | Won | Lost | Tied | Points | Opp. | Captain(s) |
|---------------|------------------|------------|------------|-----------|---------------|---------------|---|
| 1940 | Don Faurot | 6 | 3 | 0 | 213 | 135 | Jack Crocker |
| 1941 | Don Faurot | 8 | 2 | 0 | 226 | 39 | Darold Jenkins |
| 1942 | Don Faurot | 8 | 3 | 1 | 288 | 107 | Don Reece |
| 1943 | Chauncey Simpson | 3 | 5 | 0 | 170 | 142 | Game Captains |
| 1944 | Chauncey Simpson | 3 | 5 | 2 | 176 | 224 | Paul Collins |
| 1945 | Chauncey Simpson | 6 | 4 | 0 | 170 | 174 | Game Captains |
| 1946 | Don Faurot | 5 | 4 | 1 | 158 | 166 | Ralph Stewart |
| 1947 | Don Faurot | 6 | 4 | 0 | 240 | 116 | Verlie Abrams, Roland Oakes |
| 1948 | Don Faurot | 8 | 3 | 0 | 331 | 161 | Chester Fritz |
| 1949 | Don Faurot | 7 | 4 | 0 | 264 | 225 | Bob Fuchs |
| <hr/> | | | | | | | |
| 1950 | Don Faurot | 4 | 5 | 1 | 166 | 215 | Bob Ebinger, Bronko Marusic |
| 1951 | Don Faurot | 3 | 7 | 0 | 169 | 292 | Bill Fuchs, Lowe Wren Jr. |
| 1952 | Don Faurot | 5 | 5 | 0 | 147 | 159 | Bob Castle, Bob Schoonmaker |
| 1953 | Don Faurot | 6 | 4 | 0 | 130 | 116 | Charles Phillips, Bob Schoonmaker, Loyd Brown |
| 1954 | Don Faurot | 4 | 5 | 1 | 198 | 261 | Vic Eaton, Charles Bull |
| 1955 | Don Faurot | 1 | 9 | 0 | 92 | 192 | Hal Burnine, Tony Karakas |
| 1956 | Don Faurot | 4 | 5 | 1 | 200 | 183 | Jimmy Hunter |
| 1957 | Frank Broyles | 5 | 4 | 1 | 149 | 157 | Ken Clemensen, Don Hopkins, Merv Johnson |
| 1958 | Dan Devine | 5 | 4 | 1 | 164 | 141 | Don Chadwick, Charlie Rash |
| 1959 | Dan Devine | 6 | 5 | 0 | 125 | 124 | Mike Magac, Tom Swaney |
| <hr/> | | | | | | | |
| 1960 | Dan Devine | 11 | 0 | 0 | 295 | 93 | Ed Mehrer, Don Smith, Bill Wegener |
| 1961 | Dan Devine | 7 | 2 | 1 | 124 | 57 | Paul Henley |
| 1962 | Dan Devine | 8 | 1 | 2 | 204 | 62 | Jerry Wallach, Tom Hertz, Andy Russell |
| 1963 | Dan Devine | 7 | 3 | 0 | 151 | 86 | Paul Underhill, Gene Oliver |
| 1964 | Dan Devine | 6 | 3 | 1 | 142 | 88 | Gus Otto |
| 1965 | Dan Devine | 8 | 2 | 1 | 223 | 101 | Johnny Roland, Carl Reese, Bruce Van Dyke |
| 1966 | Dan Devine | 6 | 3 | 1 | 121 | 116 | Jim Whitaker, Bill Powell |
| 1967 | Dan Devine | 7 | 3 | 0 | 134 | 76 | Gary Kombrink, John Douglas |
| 1968 | Dan Devine | 8 | 3 | 0 | 308 | 136 | Carl Garber |
| 1969 | Dan Devine | 9 | 2 | 0 | 365 | 191 | Jon Staggers, Sam Adams |
| <hr/> | | | | | | | |
| 1970 | Dan Devine | 5 | 6 | 0 | 243 | 223 | Nip Weisenfels, Joe Moore |
| 1971 | Al Onofrio | 1 | 10 | 0 | 93 | 260 | Sam Britts, John Cowan, Mike McKee |
| 1972 | Al Onofrio | 6 | 6 | 0 | 219 | 311 | Dan McDonough, Scott Sodergren |
| 1973 | Al Onofrio | 8 | 4 | 0 | 219 | 152 | Jim Schnietz, John Moseley |
| 1974 | Al Onofrio | 7 | 4 | 0 | 204 | 217 | Scott Pickens, Steve Sadich |
| 1975 | Al Onofrio | 6 | 5 | 0 | 282 | 241 | Bob McRoberts, Tony Galbreath |
| 1976 | Al Onofrio | 6 | 5 | 0 | 246 | 241 | Curtis Brown, Tom Hodge, Steve Pisarkiewicz |
| 1977 | Al Onofrio | 4 | 7 | 0 | 195 | 180 | Keith Morrissey, James Taylor |
| 1978 | Warren Powers | 8 | 4 | 0 | 368 | 236 | Pete Allard, Chris Garlich |
| 1979 | Warren Powers | 7 | 5 | 0 | 260 | 166 | Mark Jones, Kurt Petersen |
| <hr/> | | | | | | | |
| 1980 | Warren Powers | 8 | 4 | 0 | 333 | 175 | Johnnie Poe, Howard Richards |
| 1981 | Warren Powers | 8 | 4 | 0 | 276 | 159 | Brad Edelman, Van Darkow |
| 1982 | Warren Powers | 5 | 4 | 2 | 207 | 196 | Andy Ekern, Kevin Potter |
| 1983 | Warren Powers | 7 | 5 | 0 | 292 | 202 | Conrad Goode, Jay Wilson |
| 1984 | Warren Powers | 3 | 7 | 1 | 310 | 301 | Jerome Caver, Phil Greenfield |
| 1985 | Woody Widenhofer | 1 | 10 | 0 | 206 | 342 | Marlon Adler, Dave Kniptash, Dick Chapura, Buck Stinson |
| 1986 | Woody Widenhofer | 3 | 8 | 0 | 196 | 314 | John Clay, Phil Pettey, Dick Chapura, Erik McMillan |
| 1987 | Woody Widenhofer | 5 | 6 | 0 | 226 | 209 | Jeff Rigman, Darrell Wallace, Erik McMillan |
| 1988 | Woody Widenhofer | 3 | 7 | 1 | 234 | 330 | Carl Bax, Curtis Wilson, Steve Vandegrift, Darryl Darling |
| 1989 | Bob Stull | 2 | 9 | 0 | 171 | 363 | Andy Lock, Tommie Stowers, Adrian Jones, Darren MacDonald |
| <hr/> | | | | | | | |
| Totals | | 496 | 394 | 49 | 15,533 | 12,756 | |

SEASON OPENERS (62-33-4)

1890 Missouri 22, Picked Team 6
 1891 Kansas 22, Missouri 10
 1892 Missouri 24, Iowa 0
 1893 Missouri 76, Mo. Valley 0
 1894 Missouri 44, Sedalia A.C. 6
 1895 Missouri 10, Sedalia A.C. 0
 1896 Iowa State 12, Missouri 0
 1897 Missouri 10, Warrensburg 0
 1898 Missouri 0, Wentworth M.A. 0
 1899 Missouri 21, Warrensburg 0
 1900 Missouri 13, Kirksville Osteopaths 0
 1901 Kirksville Osteopaths 22, Missouri 5
 1902 Missouri 11, Simpson 6
 1903 Missouri 40, Rolla Miners 0
 1904 Missouri 6, Kirksville 0
 1905 Missouri 6, Kirksville 0
 1906 Missouri 23, Kirksville 4
 1907 Missouri 39, Central 0
 1908 Missouri 12, Monmouth 6
 1909 Missouri 12, Monmouth 6
 1910 Missouri 9, Monmouth 0
 1911 Missouri 15, William Jewell 0
 1912 Missouri 55, Central 0
 1913 Missouri 69, Drury 0
 1914 Rolla Miners 9, Missouri 0
 1915 Missouri 13, Okla. A & M 6
 1916 Missouri 40, Central 0
 1917 Missouri 14, William Jewell 6
 1918 No varsity schedule
 1919 Missouri 41, Drury 12

1920 Missouri 41, Mo.Wesleyan 0
 1921 Missouri 36, Okla. A & M 0
 1922 Missouri 23, Grinnell 0
 1923 Missouri 10, Spfd. Teachers 0
 1924 Missouri 3, Chicago 0
 1925 Missouri 6, Tulane 6
 1926 Missouri 0, Tulane 0
 1927 Missouri 13, Kansas State 6
 1928 Missouri 60, Centre 0
 1929 Missouri 19, Iowa State 0
 1930 Colorado 9, Missouri 0
 1931 Texas 31, Missouri 0
 1932 Northwestern 27, Missouri 0
 1933 Missouri 31, Central 0
 1934 Missouri 0, Colorado 0
 1935 Missouri 39, William Jewell 0
 1936 Missouri 20, Cape Girardeau 0
 1937 Colorado 14, Missouri 6
 1938 Missouri 14, Colorado 7
 1939 Missouri 30, Colorado 0
 1940 Missouri 40, St.Louis 26
 1941 Ohio State 12, Missouri 7
 1942 Missouri 31, Fort Riley 0
 1943 Minnesota 26, Missouri 13
 1944 Arkansas 7, Missouri 6
 1945 Minnesota 34, Missouri 0
 1946 Texas 42, Missouri 0
 1947 Missouri 19, St.Louis 0
 1948 Ohio State 21, Missouri 7
 1949 Ohio State 35, Missouri 4
 1950 Clemson 34, Missouri 0
 1951 Fordham 34, Missouri 20
 1952 Maryland 13, Missouri 10
 1953 Maryland 10, Missouri 6
 1954 Purdue 31, Missouri 0

1955 Maryland 13, Missouri 12
 1956 Oregon State 19, Missouri 13
 1957 Missouri 7, Vanderbilt 7
 1958 Vanderbilt 12, Missouri 8
 1959 Penn State 19, Missouri 8
 1960 Missouri 20, SMU 0
 1961 Missouri 28, Washington State 6
 1962 Missouri 21, California 10
 1963 Northwestern 23, Missouri 12
 1964 California 21, Missouri 14
 1965 Kentucky 7, Missouri 0
 1966 Missouri 24, Minnesota 0
 1967 Missouri 21, SMU 0
 1968 Kentucky 12, Missouri 6
 1969 Missouri 19, Air Force 17
 1970 Missouri 38, Baylor 0
 1971 Stanford 19, Missouri 0
 1972 Missouri 24, Oregon 22
 1973 Missouri 17, Mississippi 0
 1974 Mississippi 10, Missouri 0
 1975 Missouri 10, Alabama 7
 1976 Missouri 46, USC 25
 1977 USC 27, Missouri 10
 1978 Missouri 3, Notre Dame 0
 1979 Missouri 45, San Diego St. 15
 1980 Missouri 47, New Mexico 16
 1981 Missouri 23, Army 10
 1982 Missouri 28, Colorado St. 14
 1983 Missouri 28, Illinois 18
 1984 Illinois 30, Missouri 24
 1985 Northwestern 27, Missouri 23
 1986 Missouri 24, Utah State 10
 1987 Missouri 23, Baylor 18
 1988 Missouri 35, Utah State 21
 1989 Missouri 14, TCU 10

HOMECOMING RESULTS (44-29-5)

1911 Missouri 3, Kansas 3
 1912 Nebraska 7, Missouri 0
 1913 Missouri 3, Kansas 0
 1914 Iowa State 6, Missouri 0
 1915 Kansas 8, Missouri 6
 1916 Missouri 3, Texas 0
 1917 Kansas 27, Missouri 3
 1918 No varsity schedule
 1919 Nebraska 12, Missouri 5
 1920 Missouri 17, Kansas 7
 1921 Missouri 24, Oklahoma 14
 1922 Missouri 9, Kansas 7
 1923 Oklahoma 13, Missouri 0
 1924 Missouri 14, Kansas 0
 1925 Missouri 16, Oklahoma 14
 1926 Missouri 15, Kansas 0
 1927 Missouri 20, Oklahoma 7
 1928 Missouri 25, Kansas 6
 1929 Missouri 7, Nebraska 7
 1930 Kansas 32, Missouri 0
 1931 Missouri 7, Oklahoma 0
 1932 Kansas 7, Missouri 0
 1933 Oklahoma 21, Missouri 0
 1934 Kansas 20, Missouri 0
 1935 Oklahoma 20, Missouri 6
 1936 Missouri 19, Kansas 3
 1937 Oklahoma 7, Missouri 0
 1938 Missouri 13, Kansas 7
 1939 Missouri 7, Oklahoma 6
 1940 Missouri 45, Kansas 20
 1941 Missouri 28, Oklahoma 0
 1942 Missouri 42, Kansas 13

1943 Oklahoma 20, Missouri 13
 1944 Missouri 28, Kansas 0
 1945 Missouri 14, Oklahoma 6
 1946 Kansas 20, Missouri 19
 1947 Oklahoma 21, Missouri 12
 1948 Missouri 21, Kansas 7
 1949 Missouri 21, Nebraska 20
 1950 Missouri 20, Kansas 6
 1951 Missouri 35, Nebraska 19
 1952 Missouri 20, Kansas 19
 1953 Missouri 23, Nebraska 7
 1954 Missouri 41, Kansas 18
 1955 Nebraska 18, Missouri 12
 1956 Missouri 15, Kansas 13
 1957 Missouri 14, Nebraska 13
 1958 Missouri 13, Kansas 13
 1959 Missouri 9, Nebraska 0
 1960 Kansas 23, Missouri 7
 1961 Missouri 10, Nebraska 0
 1962 Missouri 57, Colorado 0
 1963 Nebraska 13, Missouri 12
 1964 Missouri 16, Colorado 7
 1965 Nebraska 16, Missouri 14
 1966 Colorado 26, Missouri 0
 1967 Missouri 28, Kansas St. 6
 1968 Missouri 42, Iowa State 7
 1969 Missouri 41, Kansas St. 38
 1970 Iowa State 31, Missouri 19
 1971 Kansas State 28, Missouri 12
 1972 Missouri 20, Colorado 17
 1973 Missouri 13, Oklahoma St. 9
 1974 Missouri 9, Arizona St. 0
 1975 Missouri 35, Kansas St. 3
 1976 Iowa State 21, Missouri 17
 1977 Missouri 28, Kansas St. 13

1978 Colorado 28, Missouri 27
 1979 Kansas St. 19, Missouri 3
 1980 Missouri 45, Colorado 7
 1981 Oklahoma St. 16, Missouri 12
 1982 Missouri 17, Iowa State 17
 1983 Missouri 38, Kansas St. 0
 1984 Missouri 14, Iowa State 14
 1985 California 39, Missouri 32
 1986 Colorado 17, Missouri 12
 1987 Missouri 34, Kansas St. 10
 1988 Iowa State 21, Missouri 3
 1989 Oklahoma St. 31, Missouri 30
 *Missouri later awarded forfeit win

BREAKDOWN BY TEAMS

Colorado: Missouri 4-3
Iowa State: Missouri 1-4-2
Kansas: Missouri 17-6-2
Kansas State: Missouri 6-2
Nebraska: Missouri 6-5-1
Oklahoma: Missouri 7-6
Oklahoma State: Missouri 1-2
Others: Missouri 2-1

Missouri Series Records

| Opponent | Games | W | L | T | Pts. | Opp. | Opponent | Games | W | L | T | Pts. | Opp. |
|-----------------------|-------|----|----|---|------|------|--------------------|-------|----|----|---|------|------|
| Air Force | 6 | 4 | 2 | 0 | 103 | 73 | Minnesota | 8 | 4 | 3 | 1 | 121 | 117 |
| Alabama | 3 | 2 | 1 | 0 | 75 | 55 | Mississippi | 4 | 3 | 1 | 0 | 95 | 31 |
| Amity | 2 | 2 | 0 | 0 | 26 | 4 | Mississippi State | 2 | 2 | 0 | 0 | 61 | 33 |
| Arizona | 3 | 3 | 0 | 0 | 69 | 23 | Missouri-Rolla | 12 | 10 | 1 | 1 | 253 | 27 |
| Arizona State | 4 | 2 | 2 | 0 | 62 | 68 | Missouri Valley | 2 | 2 | 0 | 0 | 151 | 0 |
| Arkansas | 3 | 2 | 1 | 0 | 24 | 13 | Missouri Wesleyan | 2 | 2 | 0 | 0 | 55 | 0 |
| Army | 4 | 3 | 1 | 0 | 60 | 45 | Navy | 2 | 2 | 0 | 0 | 56 | 28 |
| Auburn | 1 | 1 | 0 | 0 | 34 | 17 | Nebraska | 83 | 32 | 48 | 2 | 1052 | 1544 |
| Austin (TX) Mutes | 1 | 1 | 0 | 0 | 39 | 0 | New Mexico | 1 | 1 | 0 | 0 | 47 | 16 |
| Baker | 1 | 0 | 1 | 0 | 0 | 28 | New York U | 6 | 3 | 3 | 0 | 85 | 86 |
| Baylor | 4 | 3 | 1 | 0 | 89 | 66 | North Carolina | 2 | 2 | 0 | 0 | 51 | 17 |
| Brigham Young | 1 | 0 | 1 | 0 | 17 | 21 | N. Dakota State | 1 | 1 | 0 | 0 | 42 | 0 |
| California | 7 | 2 | 4 | 1 | 150 | 167 | NE Missouri State | 4 | 3 | 1 | 0 | 41 | 30 |
| Christian Brothers | 2 | 2 | 0 | 0 | 45 | 0 | Northwestern | 8 | 4 | 4 | 0 | 138 | 147 |
| Cent. Mo. State | 9 | 8 | 1 | 0 | 186 | 30 | Notre Dame | 4 | 2 | 2 | 0 | 54 | 66 |
| Central Methodist | 5 | 5 | 0 | 0 | 211 | 7 | Ohio State | 10 | 1 | 8 | 1 | 102 | 262 |
| Centre (KY) | 1 | 1 | 0 | 0 | 60 | 0 | Oklahoma | 80 | 22 | 53 | 5 | 873 | 1615 |
| Chicago | 2 | 1 | 1 | 0 | 9 | 19 | Oklahoma State | 36 | 20 | 16 | 0 | 740 | 550 |
| Clemson | 2 | 0 | 2 | 0 | 23 | 58 | Oregon | 1 | 1 | 0 | 0 | 24 | 22 |
| Colorado | 53 | 33 | 17 | 3 | 1098 | 758 | Oregon State | 1 | 0 | 1 | 0 | 13 | 19 |
| Colorado State | 1 | 1 | 0 | 0 | 28 | 14 | Ottawa (KN) | 2 | 0 | 1 | 1 | 6 | 34 |
| Dallas A.C. | 1 | 1 | 0 | 0 | 26 | 0 | Pastime A.C. (TX) | 1 | 1 | 0 | 0 | 24 | 12 |
| Denver A.C. | 2 | 0 | 2 | 0 | 0 | 66 | Penn State | 4 | 1 | 3 | 0 | 53 | 66 |
| DePauw | 1 | 1 | 0 | 0 | 38 | 0 | Picked Team (Col.) | 1 | 1 | 0 | 0 | 22 | 6 |
| Drake | 18 | 14 | 4 | 0 | 282 | 146 | Pittsburgh | 1 | 0 | 1 | 0 | 13 | 19 |
| Drury | 4 | 4 | 0 | 0 | 175 | 12 | Purdue | 8 | 2 | 6 | 0 | 74 | 153 |
| Duke | 1 | 1 | 0 | 0 | 28 | 7 | Rice | 1 | 1 | 0 | 0 | 42 | 10 |
| East Carolina | 2 | 1 | 1 | 0 | 34 | 22 | St. Louis | 21 | 10 | 10 | 1 | 326 | 197 |
| Columbia Engineers | 1 | 1 | 0 | 0 | 90 | 0 | San Antonio A.C. | 1 | 1 | 0 | 0 | 21 | 0 |
| Florida | 1 | 1 | 0 | 0 | 20 | 18 | San Diego State | 2 | 2 | 0 | 0 | 76 | 22 |
| Fordham | 3 | 0 | 3 | 0 | 32 | 56 | Sedalia A.C. | 2 | 2 | 0 | 0 | 54 | 6 |
| Fort Riley (KN) | 1 | 1 | 0 | 0 | 31 | 0 | Simpson | 5 | 3 | 2 | 0 | 65 | 29 |
| Georgia | 1 | 0 | 1 | 0 | 0 | 14 | South Carolina | 1 | 1 | 0 | 0 | 24 | 14 |
| Georgia Tech | 2 | 1 | 1 | 0 | 21 | 31 | S. California | 3 | 1 | 2 | 0 | 80 | 66 |
| Great Lakes NTS | 1 | 0 | 1 | 0 | 0 | 17 | S. Methodist | 21 | 7 | 13 | 1 | 255 | 291 |
| Grinnell | 2 | 1 | 1 | 0 | 29 | 15 | S. Mississippi | 1 | 1 | 0 | 0 | 19 | 17 |
| Haskell Indians | 7 | 2 | 5 | 0 | 23 | 121 | SE Missouri State | 1 | 1 | 0 | 0 | 20 | 0 |
| Houston | 1 | 0 | 1 | 0 | 7 | 31 | SW Missouri State | 1 | 1 | 0 | 0 | 10 | 0 |
| Idaho | 2 | 2 | 0 | 0 | 38 | 10 | Stanford | 1 | 0 | 1 | 0 | 0 | 19 |
| Illinois | 14 | 9 | 5 | 0 | 342 | 200 | Syracuse | 2 | 0 | 2 | 0 | 22 | 65 |
| Indiana | 7 | 2 | 4 | 1 | 123 | 167 | Tarkio | 5 | 4 | 1 | 0 | 183 | 40 |
| Iowa | 12 | 7 | 5 | 0 | 152 | 138 | Temple | 1 | 0 | 1 | 0 | 6 | 38 |
| Iowa Navy Pre-Flight | 3 | 1 | 2 | 0 | 20 | 72 | Texas | 14 | 4 | 10 | 0 | 127 | 300 |
| Iowa State | 82 | 48 | 25 | 9 | 1377 | 921 | Texas A&M | 2 | 0 | 2 | 0 | 0 | 40 |
| Iowa Wesleyan | 1 | 1 | 0 | 0 | 6 | 4 | Texas Christian | 1 | 1 | 0 | 0 | 14 | 10 |
| Kansas | 98 | 46 | 43 | 9 | 1533 | 1314 | Tulane | 2 | 0 | 0 | 2 | 6 | 6 |
| Kansas City Medics | 4 | 1 | 3 | 0 | 27 | 43 | UCLA | 3 | 0 | 2 | 1 | 29 | 51 |
| Kansas City YMCA | 1 | 1 | 0 | 0 | 8 | 0 | Utah | 2 | 1 | 1 | 0 | 37 | 26 |
| Kansas State | 75 | 53 | 17 | 5 | 1705 | 775 | Utah State | 3 | 3 | 0 | 0 | 76 | 41 |
| Kentucky | 3 | 1 | 2 | 0 | 43 | 25 | Vanderbilt | 4 | 2 | 1 | 1 | 57 | 25 |
| Kirksville Osteopaths | 2 | 1 | 1 | 0 | 18 | 22 | Virginia | 1 | 1 | 0 | 0 | 31 | 7 |
| LSU | 1 | 1 | 0 | 0 | 20 | 15 | Washburn | 4 | 2 | 2 | 0 | 64 | 30 |
| Louisville | 1 | 1 | 0 | 0 | 34 | 3 | Washington (MO) | 38 | 25 | 11 | 2 | 556 | 270 |
| Monmouth (IL) | 2 | 2 | 0 | 0 | 21 | 6 | Washington State | 1 | 1 | 0 | 0 | 28 | 6 |
| Maryland | 6 | 0 | 6 | 0 | 48 | 175 | Wentworth Military | 3 | 2 | 0 | 1 | 87 | 0 |
| Miami (FL) | 3 | 0 | 3 | 0 | 16 | 120 | Westminster (MO) | 2 | 2 | 0 | 0 | 118 | 0 |
| Michigan | 4 | 2 | 2 | 0 | 74 | 105 | West Virginia | 2 | 2 | 0 | 0 | 40 | 0 |
| Michigan State | 6 | 3 | 3 | 0 | 45 | 36 | William Jewell | 5 | 5 | 0 | 0 | 161 | 6 |
| | | | | | | | Wisconsin | 5 | 1 | 4 | 0 | 110 | 153 |

Intercollegiate Series Results

MISSOURI vs. MAJOR CONFERENCES

| Conference | Games | W-L-T |
|----------------|-------|------------|
| Big Eight | 507 | 254-220-33 |
| Big Ten | 82 | 35-44-3 |
| Southwest | 47 | 18-28-1 |
| Independents | 30 | 14-14-2 |
| Pacific 10 | 24 | 10-12-2 |
| Southeastern | 20 | 13-6-1 |
| Atlantic Coast | 14 | 5-9-0 |
| Western | 13 | 9-4-0 |
| Big West | 3 | 3-0-0 |
| Others | 199 | 135-57-7 |

AIR FORCE vs. MISSOURI

Tigers lead series, 4-2
 1959—Tigers, 13-0 (C)
 1960—Tigers, 34-8 (Colo. Spgs.)
 1964—Tigers, 17-7 (Colo. Spgs.)
 1969—Tigers, 19-17 (C)
 1970—Falcons, 37-14 (St. Louis)
 1971—Falcons, 7-6 (Colo. Spgs.)
 (Points—Tigers 103, Falcons 73)

ALABAMA vs. MISSOURI

Tigers lead series, 2-1
 1968—Tigers, 35-10 (Jacksonville)
 1975—Tigers, 20-7 (Birmingham)
 1978—Crimson Tide, 38-20 (C)
 (Points—Tigers 75, Crimson Tide 55)
 *1968 Gator Bowl

ARIZONA vs. MISSOURI

Tigers lead series, 3-0
 1957—Tigers, 35-13 (C)
 1962—Tigers, 17-7 (C)
 1967—Tigers, 17-3 (C)
 (Points—Tigers 69, Wildcats 23)

ARIZONA STATE vs. MISSOURI

Series tied, 2-2
 1972—Sun Devils, 49-35 (Tempe)
 1974—Tigers, 9-0 (C)
 1977—Tigers, 15-0 (Tempe)
 1989—Sun Devils, 19-3 (Tempe)
 (Points—Sun Devils 68, Tigers 62)
 *1972 Fiesta Bowl

ARKANSAS vs. MISSOURI

Tigers lead series, 2-1
 1906—Tigers, 11-0 (C)
 1944—Razorbacks, 7-6 (Fayetteville)
 1963—Tigers, 7-6 (Fayetteville)
 (Points—Tigers 24, Razorbacks 13)

ARMY vs. MISSOURI

Tigers lead series, 3-1
 1968—Tigers, 7-3 (C)
 1971—Cadets, 22-6 (West Point)
 1981—Tigers, 24-10 (C)
 1982—Tigers, 23-10 (C)
 (Points—Tigers 60, Cadets 45)

AUBURN vs. MISSOURI

Tigers lead series, 1-0
 1973—Tigers, 34-17 (El Paso)
 *1973 Sun Bowl

BAYLOR vs. MISSOURI

Tigers lead series, 3-1
 1970—Tigers, 38-0 (St. Louis)
 1972—Bears, 27-0 (C)
 1974—Tigers, 28-21 (C)
 1987—Tigers, 23-18 (C)
 (Points—Tigers 89, Bears 66)

BRIGHAM YOUNG vs. MISSOURI

Cougars lead series, 1-0
 1983—Cougars, 21-17 (San Diego)
 *1983 Holiday Bowl

CALIFORNIA vs. MISSOURI

Bears lead series, 4-2-1
 1952—Bears, 28-14 (Berkeley)
 1961—Tie, 14-14 (C)
 1962—Tigers, 21-10 (Berkeley)
 1964—Bears, 21-14 (Berkeley)
 1972—Tigers, 34-27 (C)
 1977—Bears, 28-21 (C)
 1985—Bears, 39-32 (C)
 (Points—Bears 167, Tigers 150)

CLEMSON vs. MISSOURI

Clemson leads series, 2-0
 1948—Clemson, 24-23 (Jacksonville)
 1950—Clemson, 34-0 (C)
 (Points—Clemson 58, Tigers 23)
 *1948 Gator Bowl

COLORADO vs. MISSOURI

Tigers lead series, 33-18-3
 1930—Buffaloes, 9-0 (C)
 1931—Buffaloes, 9-7 (B)
 1934—Tie, 0-0 (B)
 1935—Tigers, 20-6 (C)
 1937—Buffaloes, 14-6 (B)
 1938—Tigers, 14-7 (C)
 1939—Tigers, 30-0 (C)
 1940—Tigers, 21-6 (B)
 1941—Tigers, 21-6 (C)
 1942—Tigers, 26-13 (C)
 1946—Tigers, 21-0 (C)
 1947—Tigers, 21-0 (B)
 1948—Tigers, 27-13 (C)
 1949—Tigers, 20-13 (B)
 1950—Tigers, 21-19 (C)
 1951—Buffaloes, 34-13 (B)
 1952—Tigers, 27-7 (C)
 1953—Tigers, 27-16 (B)
 1954—Tie, 19-19 (C)
 1955—Tigers, 20-12 (B)
 1956—Tie, 14-14 (C)
 1957—Tigers, 9-6 (B)
 1958—Tigers, 33-9 (C)
 1959—Buffaloes, 21-20 (B)
 1960—Tigers, 16-6 (C)
 1961—Buffaloes, 7-6 (B)
 1962—Tigers, 57-0 (C)
 1963—Tigers, 28-7 (B)
 1964—Tigers, 16-7 (C)
 1965—Tigers, 20-7 (B)
 1966—Buffaloes, 26-0 (C)
 1967—Buffaloes, 23-9 (B)
 1968—Tigers, 27-14 (C)
 1969—Buffaloes, 31-24 (B)
 1970—Tigers, 30-16 (C)
 1971—Buffaloes, 27-7 (B)
 1972—Tigers, 20-17 (C)
 1973—Buffaloes, 17-13 (B)
 1974—Tigers, 30-24 (C)
 1975—Buffaloes, 31-20 (B)
 1976—Tigers, 16-7 (C)
 1977—Tigers, 24-14 (B)
 1978—Buffaloes, 28-27 (C)
 1979—Tigers, 13-7 (B)
 1980—Tigers, 45-7 (C)
 1981—Tigers, 30-14 (C)
 1982—Tigers, 35-14 (B)
 1983—Tigers, 59-20 (B)
 1984—Tigers, 52-7 (C)
 1985—Buffaloes, 38-7 (B)
 1986—Buffaloes, 17-12 (C)
 1987—Buffaloes, 27-10 (B)
 1988—Buffaloes, 45-8 (C)
 1989—Buffaloes, 49-3 (B)
 (Points—Tigers 1103, Buffaloes 787)

COLORADO STATE vs. MISSOURI

Tigers lead series, 1-0
 1982—Tigers, 28-14 (C)

DUKE vs. MISSOURI

Tigers lead series, 1-0
 1947—Tigers, 28-7 (Durham)

EAST CAROLINA vs. MISSOURI

Series tied, 1-1
 1982—Tigers, 28-9 (C)
 1983—Pirates, 13-6 (C)
 (Points—Tigers 34, Pirates 22)

FLORIDA vs. MISSOURI

Tigers lead series, 1-0
 1966—*Tigers, 20-18 (New Orleans)
 *1966 Sugar Bowl ('65 season)

GEORGIA vs. MISSOURI

Bulldogs lead series, 1-0
 1960—Bulldogs, 14-0 (Miami)
 *1960 Orange Bowl ('59 season)

GEORGIA TECH vs. MISSOURI

Series tied, 1-1
 1940—*Yellowjackets, 21-7 (Miami)
 1962—+Tigers, 14-10 (Houston)
 (Points—Yellowjackets 31, Tigers 21)
 *1940 Orange Bowl ('39 season)
 +1962 Bluebonnet Bowl

HOUSTON vs. MISSOURI

Cougars lead series, 1-0
 1988—Cougars, 31-7 (C)

IDAHO vs. MISSOURI

Tigers lead series, 2-0
 1958—Tigers, 14-10 (C)
 1963—Tigers, 24-0 (C)
 (Points—Tigers 38, Vandals 10)

ILLINOIS vs. MISSOURI

Tigers lead series, 9-5
 1896—Fighting Illini, 10-0 (Champaign)
 1913—Fighting Illini, 24-7 (Champaign)
 1949—Tigers, 27-20 (Champaign)
 1966—Tigers, 21-24 (Champaign)
 1968—Tigers, 44-0 (Champaign)
 1969—Tigers, 37-6 (St. Louis)
 1975—Tigers, 30-20 (Champaign)
 1976—Fighting Illini, 31-6 (C)
 1977—Fighting Illini, 11-7 (Champaign)
 1978—Tigers, 45-3 (C)
 1979—Tigers, 14-6 (Champaign)
 1980—Tigers, 52-7 (C)
 1983—Tigers, 28-18 (C)
 1984—Fighting Illini, 30-24 (Champaign)
 (Points—Tigers 342, Fighting Illini 200)

INDIANA vs. MISSOURI

Hoosiers lead series, 4-2-1
 1953—Tigers, 14-7 (Bloomington)
 1954—Tigers, 20-14 (C)
 1985—Hoosiers, 36-17 (C)
 1986—Hoosiers, 41-24 (C)
 1987—Hoosiers, 20-17 (Bloomington)
 1988—Tie, 28-28 (C)
 1989—Hoosiers, 24-7 (Bloomington)
 (Points—Hoosiers 170, Tigers 127)

IOWA vs. MISSOURI

Tigers lead series, 7-5
 1892—Tigers, 24-0 (C)
 1893—Hawkeyes, 30-18 (Iowa City)
 1894—Tigers, 32-16 (C)
 1895—Tigers, 34-0 (C)
 1896—Hawkeyes, 12-0 (C)
 1902—Tigers, 6-0 (Iowa City)
 1903—Hawkeyes, 16-0 (C)
 1906—Hawkeyes, 26-4 (Iowa City)
 1907—Hawkeyes, 21-6 (Iowa City)
 1908—Tigers, 10-5 (C)
 1909—Tigers, 13-12 (Iowa City)
 1910—Tigers, 5-0 (C)
 (Points—Tigers 152, Hawkeyes 138)

IOWA STATE vs. MISSOURI

Tigers lead series, 48-25-9
 1896—Cyclones, 12-0 (C)
 1908—Cyclones, 16-0 (C)
 1909—Tie, 6-6 (A)
 1910—Cyclones, 6-5 (C)
 1911—Cyclones, 6-3 (A)
 1912—Cyclones, 29-0 (C)
 1913—Tigers, 21-13 (A)
 1914—Cyclones, 6-0 (C)
 1915—Cyclones, 14-6 (A)
 1916—Tie, 0-0 (C)
 1917—Cyclones, 15-0 (A)
 1919—Tigers, 10-0 (C)
 1920—Tigers, 14-2 (A)
 1921—Tigers, 17-14 (C)
 1922—Tigers, 6-3 (A)
 1923—Cyclones, 2-0 (C)
 1924—Tigers, 7-0 (A)
 1925—Tigers, 23-8 (C)
 1926—Tigers, 7-3 (C)
 1927—Tigers, 13-6 (A)
 1928—Tigers, 20-19 (C)
 1929—Tigers, 19-0 (A)
 1930—Tigers, 14-0 (C)
 1931—Cyclones, 20-0 (A)
 1932—Tie, 0-0 (C)
 1933—Cyclones, 14-7 (A)
 1934—Cyclones, 13-0 (C)
 1935—Tie, 6-6 (A)
 1936—Tigers, 10-0 (C)
 1937—Tigers, 12-0 (A)
 1938—Cyclones, 16-13 (C)
 1939—Tigers, 21-6 (A)
 1940—Tigers, 30-14 (C)
 1941—Tigers, 39-13 (A)
 1942—Tigers, 45-6 (C)
 1943—Tigers, 25-7 (A)
 1944—Tie, 21-21 (C)
 1945—Tigers, 13-7 (A)
 1946—Tigers, 33-13 (C)
 1947—Tigers, 26-7 (C)
 1948—Tigers, 49-7 (C)
 1949—Tigers, 32-0 (A)
 1950—Tie, 20-20 (C)
 1951—Cyclones, 21-14 (A)
 1952—Tigers, 19-0 (C)
 1953—Cyclones, 13-6 (A)
 1954—Tigers, 32-14 (C)
 1955—Cyclones, 20-14 (A)
 1956—Cyclones, 34-0 (C)
 1957—Tigers, 35-13 (A)
 1958—Tigers, 14-6 (C)
 1959—Tigers, 14-0 (A)
 1960—Tigers, 35-8 (C)

1961—Tigers, 31-7 (A)
 1962—Tigers, 21-6 (C)
 1963—Tigers, 7-0 (A)
 1964—Tigers, 10-0 (C)
 1965—Tigers, 23-7 (A)
 1966—Tie, 10-10 (C)
 1967—Tigers, 23-7 (A)
 1968—Tigers, 42-7 (C)
 1969—Tigers, 40-13 (A)
 1970—Cyclones, 31-19 (C)
 1971—Cyclones, 45-17 (A)
 1972—Tigers, 6-5 (C)
 1973—Cyclones, 17-7 (A)
 1974—Tigers, 10-7 (C)
 1975—Tigers, 44-14 (A)
 1976—Cyclones, 21-17 (C)
 1977—Cyclones, 7-0 (A)
 1978—Tigers, 26-13 (C)
 1979—Cyclones, 18-9 (A)
 1980—Tigers, 14-10 (C)
 1981—Cyclones, 34-13 (A)
 1982—Tie, 17-17 (C)
 1983—Tigers, 41-18 (A)
 1984—Tie, 14-14 (C)
 1985—Tigers, 28-27 (A)
 1986—Cyclones, 37-14 (C)
 1987—Tigers, 42-17 (A)
 1988—Cyclones, 21-3
 1989—Cyclones, 35-21 (C)
 (Points—Tigers 1377, Cyclones 921)

KANSAS vs. MISSOURI

Tigers lead series, 46-43-9
 1891—Jayhawks, 22-10 (KC)
 1892—Jayhawks, 12-4 (KC)
 1893—Tigers, 12-4 (KC)
 1894—Jayhawks, 18-12 (KC)
 1895—Tigers, 10-6 (KC)
 1896—Jayhawks, 30-0 (KC)
 1897—Tigers, 16-0 (KC)
 1898—Jayhawks, 12-0 (KC)
 1899—Jayhawks, 34-6 (KC)
 1900—Tie, 6-6 (KC)
 1901—Tigers, 18-12 (KC)
 1902—Jayhawks, 17-5 (KC)
 1903—Jayhawks, 5-0 (KC)
 1904—Jayhawks, 29-0 (KC)
 1905—Jayhawks, 24-0 (KC)
 1906—Tie, 0-0 (KC)
 1907—Jayhawks, 4-0 (SJ)
 1908—Jayhawks, 10-4 (KC)
 1909—Tigers, 12-6 (KC)
 1910—Tie, 5-5 (KC)
 1911—Tie, 3-3 (C)
 1912—Jayhawks, 12-3 (L)
 1913—Tigers, 3-0 (C)
 1914—Tigers, 10-7 (L)
 1915—Jayhawks, 8-6 (C)
 1916—Tigers, 13-0 (L)
 1917—Jayhawks, 27-3 (C)
 1919—Tigers, 13-6 (L)
 1920—Tigers, 16-7 (C)
 1921—Jayhawks, 15-9 (L)
 1922—Tigers, 9-7 (C)
 1923—Tie, 3-3 (L)
 1924—Tigers, 14-0 (C)
 1925—Jayhawks, 10-7 (L)
 1926—Tigers, 15-0 (C)
 1927—Jayhawks, 14-7 (L)
 1928—Tigers, 25-6 (C)
 1929—Tigers, 7-0 (L)
 1930—Jayhawks, 32-0 (C)

1931—Jayhawks, 14-0 (L)
 1932—Jayhawks, 7-0 (C)
 1933—Jayhawks, 27-0 (L)
 1934—Jayhawks, 20-0 (C)
 1935—Tie, 0-0 (L)
 1936—Tigers, 19-3 (C)
 1937—Tie, 0-0 (L)
 1938—Tigers, 13-7 (C)
 1939—Tigers, 20-0 (L)
 1940—Tigers, 45-20 (L)
 1941—Tigers, 45-6 (L)
 1942—Tigers, 42-13 (C)
 1943—Jayhawks, 7-6 (L)
 1944—Tigers, 28-0 (KC)
 1945—Tigers, 33-12 (KC)
 1946—Jayhawks, 20-19 (C)
 1947—Jayhawks, 20-14 (L)
 1948—Tigers, 21-7 (C)
 1949—Tigers, 34-28 (L)
 1950—Tigers, 20-6 (C)
 1951—Jayhawks, 41-28 (L)
 1952—Tigers, 20-19 (C)
 1953—Tigers, 10-6 (L)
 1954—Tigers, 41-18 (C)
 1955—Jayhawks, 13-7 (L)
 1956—Tigers, 15-13 (C)
 1957—Jayhawks, 9-7 (L)
 1958—Tie, 13-13 (C)
 1959—Tigers, 13-9 (L)
 1960—Jayhawks, 23-7 (C)
 1961—Tigers, 10-7 (L)
 1962—Tie, 3-3 (C)
 1963—Tigers, 9-7 (L)
 1964—Tigers, 34-14 (C)
 1965—Tigers, 44-20 (L)
 1966—Tigers, 7-0 (C)
 1967—Jayhawks, 17-6 (L)
 1968—Jayhawks, 21-19 (C)
 1969—Tigers 69-21 (L)
 1970—Tigers, 28-17 (C)
 1971—Jayhawks, 7-2 (C)
 1972—Jayhawks, 28-17 (C)
 1973—Jayhawks, 14-13 (L)
 1974—Tigers, 27-3 (C)
 1975—Jayhawks, 42-24 (L)
 1976—Jayhawks, 41-14 (C)
 1977—Jayhawks, 24-22 (L)
 1978—Tigers, 48-0 (C)
 1979—Tigers, 55-7 (L)
 1980—Tigers, 31-6 (C)
 1981—Jayhawks, 19-11 (L)
 1982—Tigers, 16-10 (C)
 1983—Jayhawks, 37-27 (L)
 1984—Jayhawks, 35-21 (C)
 1985—Jayhawks, 34-20 (L)
 1986—Tigers, 48-0 (C)
 1987—Tigers, 19-7 (C)
 1988—Tigers, 55-17 (L)
 1989—Jayhawks, 46-44 (C)
 (Points—Tigers, 1533, Jayhawks 1314)
 *game later forfeited to Missouri

KANSAS STATE vs. MISSOURI

Tigers lead series, 53-17-5
 1909—Tigers, 3-0 (C)
 1914—Tigers, 13-3 (C)
 1915—Tie, 0-0 (C)
 1916—Wildcats, 7-6 (C)
 1917—Wildcats, 7-6 (C)
 1919—Tie, 6-6 (C)
 1920—Tigers, 10-7 (M)
 1921—Wildcats, 7-5 (M)

1922—Wildcats, 13-10 (C)
 1923—Tigers, 4-2 (M)
 1924—Tigers, 14-7 (C)
 1925—Tigers, 3-0 (M)
 1927—Tigers, 13-6 (M)
 1928—Tigers, 19-6 (M)
 1929—Wildcats, 7-6 (C)
 1930—Wildcats, 20-13 (M)
 1931—Wildcats, 20-7 (C)
 1932—Wildcats, 25-0 (M)
 1933—Wildcats, 33-0 (C)
 1934—Wildcats, 29-0 (M)
 1935—Tie, 7-7 (C)
 1936—Tie, 7-7 (M)
 1937—Tigers, 14-7 (C)
 1938—Wildcats, 21-13 (M)
 1939—Tigers, 9-7 (C)
 1940—Tigers, 24-13 (M)
 1941—Tigers, 35-0 (C)
 1942—Tigers, 46-2 (M)
 1943—Tigers, 47-14 (C)
 1944—Tigers, 33-0 (M)
 1945—Tigers, 41-7 (C)
 1946—Tigers, 26-0 (M)
 1947—Tigers, 47-7 (C)
 1948—Tigers, 49-7 (M)
 1949—Tigers, 34-27 (C)
 1950—Tigers, 28-7 (M)
 1951—Wildcats, 14-12 (C)
 1952—Tigers, 26-0 (M)
 1953—Tigers, 16-6 (C)
 1954—Tigers, 35-7 (M)
 1955—Wildcats, 21-0 (C)
 1956—Tigers, 20-6 (M)
 1957—Wildcats, 23-21 (C)
 1958—Tigers, 32-8 (M)
 1959—Tigers, 26-0 (C)
 1960—Tigers, 45-0 (M)
 1961—Tigers, 27-9 (C)
 1962—Tigers, 32-0 (M)
 1963—Tigers, 21-11 (C)
 1964—Tigers, 7-0 (M)
 1965—Tigers, 28-14 (C)
 1966—Tigers, 27-0 (M)
 1967—Tigers, 28-6 (C)
 1968—Tigers, 56-20 (M)
 1969—Tigers, 41-38 (C)
 1970—Wildcats, 17-13 (M)
 1971—Wildcats, 28-12 (C)
 1972—Tigers, 31-14 (M)
 1973—Tigers, 31-7 (C)
 1974—Tigers, 52-15 (M)
 1975—Tigers, 35-3 (C)
 1976—Tigers, 28-21 (M)
 1977—Tigers, 28-13 (C)
 1978—Tigers, 56-14 (M)
 1979—Wildcats, 19-3 (C)
 1980—Tigers, 13-3 (M)
 1981—Tigers, 58-13 (C)
 1982—Tie, 7-7 (M)
 1983—Tigers, 38-0 (C)
 1984—Tigers, 61-21 (M)
 1985—Wildcats, 20-17 (C)
 1986—Tigers, 17-6 (M)
 1987—Tigers, 34-10 (C)
 1988—Tigers, 52-21 (M)
 1989—Tigers, 21-9 (M)
 (Points—Tigers 1705, Wildcats 775)
 *game later forfeited to Missouri

KENTUCKY vs. MISSOURI

Wildcats lead series, 2-1
 1904—Tigers, 37-6 (C)
 1965—Wildcats, 7-0 (C)
 1968—Wildcats, 12-6 (Lexington)
 (Points—Tigers 43, Wildcats 25)

LSU vs. MISSOURI

Tigers lead series, 1-0
 1978—*Tigers, 20-15 (Memphis)
 *1978 Liberty Bowl

LOUISVILLE vs. MISSOURI

Tigers lead series, 1-0
 1981—Tigers, 34-3 (C)

MARYLAND vs. MISSOURI

Terrapins lead series, 6-0
 1950—*Terrapins, 20-7 (Jacksonville)
 1951—Terrapins, 35-0 (College Park)
 1952—Terrapins, 13-10 (C)
 1953—Terrapins, 20-6 (C)
 1954—Terrapins, 74-13 (College Park)
 1955—Terrapins, 13-12 (C)
 (Points—Terrapins 175, Tigers 48)
 *1950 Gator Bowl ('49 season)

MIAMI (Fla.) vs. MISSOURI

Hurricanes lead series, 3-0
 1950—Hurricanes, 27-9 (Miami)
 1988—Hurricanes, 55-0 (Miami)
 1989—Hurricanes, 38-7 (C)
 (Points—Hurricanes 120, Tigers 16)

MICHIGAN vs. MISSOURI

Series tied 2-2
 1955—Wolverines, 42-7 (Ann Arbor)
 1959—Tigers, 20-15 (Ann Arbor)
 1969—Tigers, 40-17 (Ann Arbor)
 1975—Wolverines, 31-7 (Ann Arbor)
 (Points—Wolverines 105, Tigers 74)

MICHIGAN STATE vs. MISSOURI

Series tied, 3-3
 1936—Spartans, 13-0 (E. Lansing)
 1937—Spartans, 2-0 (C)
 1938—Tigers, 6-0 (C)
 1941—Tigers, 19-0 (E. Lansing)
 1944—Tigers, 13-7 (C)
 1945—Spartans, 14-7 (E. Lansing)
 (Points—Tigers 45, Spartans 36)

MINNESOTA vs. MISSOURI

Tigers lead series, 4-3-1
 1943—Gophers, 26-13 (Minneapolis)
 1944—Gophers, 39-27 (Minneapolis)
 1945—Gophers, 34-0 (Minneapolis)
 1961—Tigers, 6-0 (Minneapolis)
 1962—Tie, 0-0 (Minneapolis)
 1965—Tigers, 17-6 (Minneapolis)
 1966—Tigers, 24-0 (C)
 1970—Tigers, 34-12 (C)
 (Points—Tigers 121, Gophers 117)

MISSISSIPPI vs. MISSOURI

Tigers lead series, 3-1
 1973—Tigers, 17-0 (C)
 1974—Rebels, 10-0 (Jackson)

1978—Tigers, 45-14 (C)
1979—Tigers, 33-7 (Jackson)
(Points—Tigers 95, Rebels 31)

MISSISSIPPI STATE vs. MISSOURI

Tigers lead series, 2-0

1981—Tigers, 14-3 (Jackson)
1984—Tigers, 47-30 (C)
(Points—Tigers 61, Bulldogs 33)

NAVY vs. MISSOURI

Tigers lead series, 2-0

1948—Tigers, 35-14 (Annapolis)
1961—*Tigers, 21-14 (Miami)
(Points—Tigers 56, Midshipmen 28)
*1961 Orange Bowl ('60 season)

NEBRASKA vs. MISSOURI

Cornhuskers lead series, 48-32-2

1892—Cornhuskers, 6-0 (L)
1893—Tigers, 18-12 (L)
1894—Tigers, 18-14 (L)
1895—Cornhuskers, 12-10 (L)
1896—Cornhuskers, 8-4 (C)
1897—Cornhuskers, 41-0 (L)
1898—Cornhuskers, 41-6 (C)
1899—Tigers, 11-0 (L)
1900—Cornhuskers, 12-0 (C)
1901—Cornhuskers, 51-0 (L)
1902—Cornhuskers, 12-0 (L)
1911—Cornhuskers, 34-0 (L)
1912—Cornhuskers, 7-0 (C)
1917—Cornhuskers, 52-0 (L)
1919—Cornhuskers, 12-5 (C)
1922—Cornhuskers, 48-0 (L)
1923—Tie, 7-7 (C)
1924—Cornhuskers, 14-6 (L)
1925—Tigers, 9-6 (C)
1926—Tigers, 14-7 (L)
1927—Tigers, 7-6 (C)
1928—Cornhuskers, 24-0 (L)
1929—Tie, 7-7 (C)
1930—Tie, 0-0 (L)
1931—Cornhuskers, 10-7 (C)
1932—Cornhuskers, 21-6 (L)
1933—Cornhuskers, 26-0 (C)
1934—Cornhuskers, 13-6 (L)
1935—Cornhuskers, 19-6 (C)
1936—Cornhuskers, 20-0 (L)
1937—Cornhuskers, 7-0 (C)
1938—Tigers, 13-10 (L)
1939—Tigers, 27-13 (C)
1940—Cornhuskers, 20-7 (L)
1941—Tigers, 6-0 (C)
1942—Tigers, 26-6 (L)
1943—Tigers, 54-20 (C)
1944—Cornhuskers, 24-20 (L)
1945—Tigers, 19-0 (C)
1946—Tigers, 21-20 (L)
1947—Tigers, 47-6 (C)
1948—Tigers, 33-6 (L)
1949—Tigers, 21-20 (C)
1950—Cornhuskers, 40-34 (L)
1951—Cornhuskers, 35-19 (C)
1952—Tigers, 10-6 (L)
1953—Tigers, 23-7 (C)
1954—Cornhuskers, 25-19 (L)
1955—Cornhuskers, 18-12 (C)
1956—Cornhuskers, 15-14 (L)
1957—Tigers, 14-13 (C)
1958—Tigers, 31-0 (L)

1959—Cornhuskers, 9-0 (C)
1960—Tigers, 28-0 (L)
1961—Tigers, 10-0 (C)
1962—Tigers, 16-7 (L)
1963—Cornhuskers, 13-12 (C)
1964—Cornhuskers, 9-0 (L)
1965—Cornhuskers, 16-14 (C)
1966—Cornhuskers, 35-0 (L)
1967—Tigers, 10-7 (C)
1968—Tigers, 16-14 (L)
1969—Tigers, 17-7 (C)
1970—Cornhuskers, 21-7 (L)
1971—Cornhuskers, 36-0 (C)
1972—Cornhuskers, 62-0 (L)
1973—Tigers, 13-12 (C)
1974—Tigers, 21-10 (L)
1975—Cornhuskers, 30-7 (C)
1976—Tigers, 34-24 (L)
1977—Cornhuskers, 21-10 (C)
1978—Tigers, 35-31 (L)
1979—Cornhuskers, 23-20 (C)
1980—Cornhuskers, 38-16 (L)
1981—Cornhuskers, 6-0 (C)
1982—Cornhuskers, 23-19 (L)
1983—Cornhuskers, 34-13 (C)
1984—Cornhuskers, 33-23 (L)
1985—Cornhuskers, 28-20 (C)
1986—Cornhuskers, 48-17 (L)
1987—Cornhuskers, 42-7 (C)
1988—Cornhuskers, 26-18 (L)
1989—Cornhuskers, 50-7 (C)
(Points—Cornhuskers, 1534, Tigers 1052)

NEW MEXICO vs. MISSOURI

Tigers lead series, 1-0

1980—Tigers, 47-16 (C)

NYU vs. MISSOURI

Series tied, 3-3

1928—Violets, 27-7 (New York)
1929—Violets, 14-0 (New York)
1930—Violets, 38-0 (New York)
1939—Tigers, 20-7 (New York)
1940—Tigers, 33-0 (C)
1941—Tigers, 26-0 (New York)
(Points—Violets 86, Tigers 85)

NORTH CAROLINA vs. MISSOURI

Tigers lead series, 2-0

1973—Tigers, 27-14 (Chapel Hill)
1976—Tigers, 24-3 (C)
(Points—Tigers 51, Tar Heels 17)

N. DAKOTA STATE vs. MISSOURI

Tigers lead series, 1-0

1956—Tigers, 42-0 (C)

NORTHWESTERN vs. MISSOURI

Series tied, 4-4

1895—Tigers, 22-18 (Evanston)
1915—Wildcats, 24-6 (Evanston)
1927—Tigers, 34-19 (Evanston)
1932—Wildcats, 27-0 (Evanston)
1963—Wildcats, 23-12 (C)
1967—Tigers, 13-6 (Evanston)
1985—Wildcats, 27-23 (C)
1987—Tigers, 28-3 (C)
(Points—147, Tigers 138)

NOTRE DAME vs. MISSOURI

Series tied, 2-2

1970—Fighting Irish, 24-7 (C)
1972—Tigers, 30-26 (South Bend)
1978—Tigers, 3-0 (South Bend)
1984—Fighting Irish, 16-14 (C)
(Points—Fighting Irish 66, Tigers 54)

OHIO STATE vs. MISSOURI

Buckeyes lead series, 8-1-1

1939—Buckeyes, 19-0 (Columbus)
1941—Buckeyes, 12-7 (Columbus)
1943—Buckeyes, 27-6 (Columbus)
1944—Buckeyes, 54-0 (Columbus)
1945—Buckeyes, 47-6 (Columbus)
1946—Tie, 13-13 (Columbus)
1947—Buckeyes, 13-7 (Columbus)
1948—Buckeyes, 21-7 (Columbus)
1949—Buckeyes, 35-34 (Columbus)
1976—Tigers, 22-21 (Columbus)
(Points—Buckeyes 262, Tigers 102)

OKLAHOMA vs. MISSOURI

Sooners lead series, 53-22-5

1902—Tigers, 22-5 (C)
1910—Tigers, 26-0 (N)
1911—Sooners, 14-6 (C)
1912—Tigers, 14-0 (N)
1913—Tigers, 20-17 (C)
1914—Sooners, 13-0 (N)
1915—Sooners, 24-0 (C)
1916—Tigers, 23-14 (N)
1917—Sooners, 14-7 (C)
1919—Tie, 6-6 (N)
1920—Sooners, 28-7 (C)
1921—Tigers, 24-14 (C)
1922—Sooners, 18-14 (N)
1923—Sooners, 13-0 (C)
1924—Tigers, 10-0 (N)
1925—Tigers, 16-0 (C)
1926—Sooners, 10-7 (N)
1927—Tigers, 20-7 (C)
1928—Sooners, 14-0 (N)
1929—Tigers, 13-0 (C)
1930—Tie, 0-0 (N)
1931—Tigers, 7-0 (C)
1932—Tigers, 14-6 (N)
1933—Sooners, 21-0 (C)
1934—Sooners, 31-0 (N)
1935—Sooners, 20-6 (C)
1936—Tigers, 21-14 (N)
1937—Sooners, 7-0 (C)
1938—Sooners, 21-0 (N)
1939—Tigers, 7-6 (C)
1940—Sooners, 6-0 (N)
1941—Tigers, 28-0 (C)
1942—Tie, 6-6 (N)
1943—Sooners, 20-13 (C)
1944—Tie, 21-21 (N)
1945—Tigers, 14-6 (C)
1946—Sooners, 27-6 (N)
1947—Sooners, 21-12 (C)
1948—Sooners, 41-7 (N)
1949—Sooners, 27-7 (C)
1950—Sooners, 41-7 (N)
1951—Sooners, 34-20 (C)
1952—Sooners, 47-7 (N)
1953—Sooners, 14-7 (C)
1954—Sooners, 34-13 (N)
1955—Sooners, 10-0 (C)
1956—Sooners, 67-14 (N)

1957—Sooners, 39-14 (C)
 1958—Sooners, 39-0 (N)
 1959—Sooners, 23-0 (C)
 1960—Tigers, 41-19 (N)
 1961—Sooners, 7-0 (C)
 1962—Sooners, 13-0 (N)
 1963—Sooners, 13-0 (N)
 1964—Tie, 14-14 (N)
 1965—Tigers, 30-0 (C)
 1966—Tigers, 10-7 (N)
 1967—Sooners, 7-0 (C)
 1968—Sooners, 28-14 (N)
 1969—Tigers, 44-10 (C)
 1970—Sooners, 28-13 (N)
 1971—Sooners, 20-3 (C)
 1972—Sooners, 17-6 (N)
 1973—Sooners, 31-3 (C)
 1974—Sooners, 37-0 (N)
 1975—Sooners, 28-27 (C)
 1976—Sooners, 27-20 (N)
 1977—Sooners, 21-17 (C)
 1978—Sooners, 45-23 (N)
 1979—Sooners 24-22 (C)
 1980—Sooners, 17-7 (N)
 1981—Tigers, 19-14 (C)
 1982—Sooners, 41-14 (N)
 1983—Tigers, 10-0 (C)
 1984—Sooners, 49-7 (N)
 1985—Sooners, 51-6 (C)
 1986—Sooners, 77-0 (N)
 1987—Sooners, 17-13 (N)
 1988—Sooners, 16-7 (C)
 1989—Sooners, 52-14 (N)
 (Points—Sooners, 1615, Tigers 873)

OKLAHOMA STATE vs. MISSOURI

Tigers lead series, 20-16

1915—Tigers, 13-6 (C)
 1921—Tigers, 36-0 (C)
 1949—Tigers, 21-7 (C)
 1950—Tigers, 27-0 (S)
 1951—Tigers, 27-26 (C)
 1952—Cowboys, 14-7 (S)
 1960—Tigers, 28-7 (C)
 1961—Tigers, 10-0 (S)
 1962—Tigers, 23-6 (C)
 1963—Tigers, 28-6 (S)
 1964—Cowboys, 10-7 (C)
 1965—Tigers, 13-0 (S)
 1966—Tigers, 7-0 (C)
 1967—Tigers, 7-0 (S)
 1968—Tigers, 42-7 (C)
 1969—Tigers, 31-21 (C)
 1970—Tigers, 40-20 (S)
 1971—Cowboys, 37-16 (C)
 1972—Cowboys, 17-16 (S)
 1973—Tigers, 13-9 (C)
 1974—Cowboys, 31-7 (S)
 1975—Tigers, 41-14 (C)
 1976—Cowboys, 20-19 (S)
 1977—Tigers, 41-14 (C)
 1978—Cowboys, 35-20 (S)
 1979—Cowboys, 14-13 (C)
 1980—Tigers, 30-7 (S)
 1981—Cowboys, 16-12 (C)
 1982—Cowboys, 30-20 (S)
 1983—Tigers, 16-10 (C)
 1984—Cowboys, 31-13 (S)
 1985—Cowboys, 21-19 (C)
 1986—Cowboys, 10-6 (S)
 1987—Cowboys, 24-20 (C)
 1988—Cowboys, 49-21 (S)

1989—Cowboys, 31-30 (C)
 (Points—Tigers 724, Cowboys 553)

OREGON vs. MISSOURI

Tigers lead series, 1-0
 1972—Tigers, 24-22 (C)

OREGON STATE vs. MISSOURI

Beavers lead series, 1-0
 1956—Beavers, 19-13 (C)

PENN STATE vs. MISSOURI

Nittany Lions lead series, 3-1
 1959—Nittany Lions, 19-8 (C)
 1960—Tigers, 21-8 (Univ. Park)
 1970—*Nittany Lions, 10-4 (Miami)
 1980—Nittany Lions, 29-21 (C)
 (Points—Nittany Lions 66, Tigers 53)
 *1970 Orange Bowl ('69 season)

PITTSBURGH vs. MISSOURI

Panthers lead series, 1-0
 1940—Panthers, 19-13 (Pittsburgh)

PURDUE vs. MISSOURI

Boilermakers lead series, 6-2
 1895—Tigers, 16-6 (W. Lafayette)
 1897—Boilermakers, 30-12 (W. Lafayette)
 1904—Boilermakers, 11-0 (W. Lafayette)
 1905—Boilermakers, 24-0 (W. Lafayette)
 1953—Tigers, 14-7 (C)
 1954—Boilermakers, 31-0 (W. Lafayette)
 1956—Boilermakers, 16-7 (C)
 1980—*Boilermakers, 28-25 (Memphis)
 (Points—Boilermakers 153, Tigers 74)
 *1980 Liberty Bowl

RICE vs. MISSOURI

Tigers lead series, 1-0
 1981—Tigers, 42-10 (C)

SAN DIEGO STATE vs. MISSOURI

Tigers lead series, 2-0
 1979—Tigers, 45-15 (C)
 1980—Tigers, 31-7 (San Diego)
 (Points—Tigers 76, Aztecs 22)

SOUTH CAROLINA vs. MISSOURI

Tigers lead series, 1-0
 1979—*Tigers, 24-14 (Birmingham)
 *1979 Hall of Fame Bowl

USC vs. MISSOURI

Trojans lead series, 2-1
 1924—Trojans, 20-7 (LA)
 1976—Tigers, 46-25 (LA)
 1977—Trojans, 27-10 (C)
 (Points—Tigers 80, Trojans 66)

SMU vs. MISSOURI

Mustangs lead series, 13-7-1
 1926—Tie, 7-7 (C)
 1927—Mustangs, 32-9 (Dallas)
 1945—Tigers, 10-7 (Dallas)
 1946—Mustangs, 17-0 (C)
 1947—Mustangs, 35-19 (Dallas)
 1948—Tigers, 20-14 (C)

1949—Mustangs, 28-27 (Dallas)
 1950—Mustangs, 21-0 (C)
 1951—Mustangs, 34-0 (Dallas)
 1952—Mustangs, 25-7 (C)
 1953—Mustangs, 20-7 (Dallas)
 1954—Mustangs, 25-6 (C)
 1955—Mustangs, 13-6 (Dallas)
 1956—Mustangs, 33-25 (C)
 1957—Tigers, 7-6 (Dallas)
 1958—Mustangs, 32-19 (C)
 1959—Mustangs, 23-2 (Dallas)
 1960—Tigers, 20-0 (C)
 1967—Tigers, 21-0 (C)
 1971—Tigers, 24-12 (C)
 1973—Tigers, 17-7 (Dallas)
 (Points—Mustangs 291, Tigers 255)

S. MISSISSIPPI vs. MISSOURI

Tigers lead series, 1-0
 1981—*Tigers, 19-17 (Orlando)
 *1981 Tangerine Bowl

SE MISSOURI vs. MISSOURI

Tigers lead series, 1-0
 1936—Tigers, 20-0 (C)

SW MISSOURI vs. MISSOURI

Tigers lead series, 1-0
 1923—Tigers, 10-0 (C)

STANFORD vs. MISSOURI

Cardinal lead series, 1-0
 1971—Cardinal, 19-0 (C)

SYRACUSE vs. MISSOURI

Orangemen lead series, 2-0
 1986—Orangemen, 41-9 (Syracuse)
 1987—Orangemen, 24-13 (C)
 (Points—Orangemen 65, Tigers 22)

TEMPLE vs. MISSOURI

Owls lead series, 1-0
 1931—Owls, 38-6 (Philadelphia)

TEXAS vs. MISSOURI

Longhorns lead series, 10-4
 1894—Tigers, 28-0 (Austin)
 1896—Tigers, 10-0 (Austin)
 1900—Longhorns, 18-12 (Austin)
 1901—Longhorns, 10-0 (C)
 1907—Tigers, 5-4 (C)
 1916—Tigers, 3-0 (C)
 1931—Longhorns, 31-0 (Austin)
 1932—Longhorns, 65-0 (C)
 1946—*Longhorns, 40-27 (Dallas)
 1946—Longhorns, 42-0 (Austin)
 1979—Longhorns, 21-0 (C)
 1982—Longhorns, 21-0 (Austin)
 1985—Longhorns, 21-17 (Austin)
 1986—Longhorns, 27-25 (C)
 (Points—Longhorns 300, Tigers 127)
 *1946 Cotton Bowl ('45 season)

TEXAS A&M vs. MISSOURI

Aggies lead series, 2-0
 1957—Aggies, 28-0 (C)
 1958—Aggies, 12-0 (College Station)
 (Points—Aggies 40, Tigers 0)

TCU vs. MISSOURI

Tigers lead series, 1-0
1989—Tigers, 14-10 (C)

TULANE vs. MISSOURI

Series tied, 0-0-2
1925—Tie, 6-6 (New Orleans)
1926—Tie, 0-0 (C)
(Points—Tigers 6, Green Wave 6)

UCLA vs. MISSOURI

Bruins lead series, 2-0-1
1937—Bruins, 13-0 (LA)
1965—Tie, 14-14 (C)
1966—Bruins, 24-15 (LA)
(Points—Bruins 51, Tigers 29)

UTAH vs. MISSOURI

Series tied, 1-1
1955—Utes, 20-14 (C)
1964—Tigers, 23-6 (C)
(Points—Tigers 37, Utes 26)

UTAH STATE vs. MISSOURI

Tigers lead series, 3-0
1983—Tigers, 17-10 (C)
1986—Tigers, 24-10 (C)
1988—Tigers, 35-21 (C)
(Points—Tigers 76, Aggies 41)

VANDERBILT vs. MISSOURI

Tigers lead series, 2-1-1
1895—Tigers, 16-0 (C)
1896—Tigers, 26-6 (Nashville)
1957—Tie, 7-7 (C)
1958—Commodores, 12-8 (C)
(Points—Tigers 57, Commodores 25)

VIRGINIA vs. MISSOURI

Tigers lead series, 1-0
1973—Tigers, 31-7 (C)

WASHINGTON STATE vs. MISSOURI

Tigers lead series, 1-0
1961—Tigers, 28-6 (C)

WEST VIRGINIA vs. MISSOURI

Tigers lead series, 2-0
1926—Tigers, 27-0 (Morgantown)
1927—Tigers, 13-0 (C)
(Points—Tigers 40, Mountaineers 0)

WISCONSIN vs. MISSOURI

Badgers lead series, 4-1
1942—Badgers, 17-9 (Madison)
1974—Badgers, 59-20 (Madison)
1975—Tigers, 27-21 (C)
1983—Badgers, 21-20 (Madison)
1984—Badgers, 35-34 (C)
(Points—Badgers 153, Tigers 110)



Missouri's mascot, Truman the Tiger, hams it up with Cy Clone. Truman won the nation's "best mascot" contest in 1989, and placed second in 1988 and 1990.

Missouri's Bowl History

TIGER BOWL BOX SCORE (Won 8, Lost 10)

| Season* | Bowl | Site | Score |
|---------|--------------|--------------------|--------------------------------|
| 1939 | Orange | Miami, Fla. | Georgia Tech 21, Missouri 7 |
| 1941 | Sugar | New Orleans, La. | Fordham 2, Missouri 0 |
| 1945 | Cotton | Dallas, Texas | Texas 40, Missouri 27 |
| 1948 | Gator | Jacksonville, Fla. | Clemson 24, Missouri 23 |
| 1949 | Gator | Jacksonville, Fla. | Maryland 20, Missouri 7 |
| 1959 | Orange | Miami, Fla. | Georgia 14, Missouri 0 |
| 1960 | Orange | Miami, Fla. | Missouri 21, Navy 14 |
| 1962 | Bluebonnet | Houston, Texas | Missouri 14, Georgia Tech 10 |
| 1965 | Sugar | New Orleans, La. | Missouri 20, Florida 18 |
| 1968 | Gator | Jacksonville, Fla. | Missouri 35, Alabama 10 |
| 1969 | Orange | Miami, Fla. | Penn State 10, Missouri 3 |
| 1972 | Fiesta | Tempe, Ariz. | Arizona State 49, Missouri 35 |
| 1973 | Sun | El Paso, Texas | Missouri 34, Auburn 17 |
| 1978 | Liberty | Memphis, Tenn. | Missouri 20, LSU 15 |
| 1979 | Hall of Fame | Birmingham, Ala. | Missouri 24, South Carolina 14 |
| 1980 | Liberty | Memphis, Tenn. | Purdue 28, Missouri 25 |
| 1981 | Tangerine | Orlando, Fla. | Missouri 19, S. Mississippi 17 |
| 1983 | Holiday | San Diego, Calif. | BYU 21, Missouri 17 |

*bowl game may have been played in January of following year.



MISSOURI BOWL RECORDS

Team

SCORING

Most Points Scored

Quarter: 28 vs. Auburn, 1973 Sun Bowl (2nd)
Half: 28 vs. Arizona State, 1972 Fiesta Bowl (2nd)
28 vs. Auburn, 1973 Sun Bowl (1st)
Game: 35 vs. Alabama, 1968 Gator Bowl
35 vs. Arizona State, 1972 Fiesta Bowl

Fewest Points Scored

0 vs. Fordham, 1942 Sugar Bowl
0 vs. Georgia, 1960 Orange Bowl

Greatest Margin of Victory: 25 vs. Alabama, 1968 Gator Bowl (Missouri 35, Alabama 10)

Greatest Margin of Defeat: 14 on three occasions, most recently vs. Arizona State, 1972 Fiesta Bowl (Arizona State 49, Missouri 35)

RUSHING

Most Carries: 71 vs. Auburn, 1973 Sun Bowl

Most Yards Gained: 402 vs. Alabama, 1968 Gator Bowl

PASSING

Most Attempts: 29 vs. Maryland, 1950 Gator Bowl (11 completions)
29 vs. Purdue, 1980 Liberty Bowl (16 completions)

Most Completions: 16 vs. Purdue, 1980 Liberty Bowl (29 attempts)

Most Interceptions Thrown: 7 vs. Penn State, 1970 Orange Bowl

Most Yards Gained: 210 vs. Purdue, 1980 Liberty Bowl

Most Touchdown Passes: 3 vs. Auburn, 1973 Sun Bowl

TOTAL OFFENSE

Most Offensive Plays: 85 vs. Auburn, 1973 Sun Bowl

Most First Downs: 22 vs. Texas, 1946 Cotton Bowl

Fewest First Downs: 8 vs. Fordham, 1942 Sugar Bowl

Most Yards Gained: 411 vs. Arizona State, 1972 Fiesta Bowl

TURNOVERS

Most Fumbles Recovered: 4 vs. Auburn, 1973 Sun Bowl

Most Fumbles Committed: 5 vs. Navy, 1961 Orange Bowl (lost 3)

5 vs. Maryland, 1950 Gator Bowl (lost 5)

Most Fumbles Lost: 5 vs. Maryland, 1950 Gator Bowl (of 5)

Most Passes Intercepted: 4 on three occasions, most recently vs. LSU, 1978 Liberty Bowl

PENALTIES

Most Penalties: 8 vs. Auburn, 1973 Sun Bowl

Most Yards Penalized: 78 vs. BYU, 1983 Holiday Bowl

Most Yards Opponent Penalized: 63, Maryland, 1950 Gator Bowl

Fewest Yards Penalized: 5 vs. Purdue, 1980 Liberty Bowl

Fewest Yards Opponent Penalized: 4, Navy, 1961 Orange Bowl

Individual

SCORING

Most Points Scored: 18, Terry McMillan vs. Alabama, 1968 Gator Bowl

Most Points Scored by Kicking: 13, Bob Lucchesi vs. S. Mississippi, 1981 Tangerine Bowl (4 FGs, 1 PAT)

Most Touchdowns Scored: 3, Terry McMillan vs. Alabama, 1968 Gator Bowl

Most Extra Points Made by Kicking: 5, Bill Sangster vs. Alabama, 1968 Gator Bowl

Most Field Goals Made: 4, Bob Lucchesi vs. S. Mississippi, 1981 Tangerine Bowl



James Wilder holds the Missouri bowl record for most carries (28) in a game versus LSU in the 1978 Liberty Bowl.

RUSHING

Most Carries: 28, James Wilder vs. LSU, 1978 Liberty Bowl

Most Net Yards Gained: 179, Greg Cook vs. Alabama, 1968 Gator Bowl

Most Touchdowns Scored by Rushing: 3, Terry McMillan vs. Alabama, 1968 Gator Bowl

PASSING

Most Passes Attempted: 29, Phil Bradley vs. Purdue, 1980 Liberty Bowl (16 completions)

Most Passes Completed: 16, Phil Bradley vs. Purdue, 1980 Liberty Bowl (29 attempts)

Most Yards Gained: 210, Phil Bradley vs. Purdue, 1980 Liberty Bowl

Most Touchdown Passes: 2, John Cherry vs. Arizona State, 1972 Fiesta Bowl

2, Ray Smith vs. Auburn, 1973 Sun Bowl

TOTAL OFFENSE

Most Plays: 38, Phil Bradley vs. Purdue, 1980 Liberty Bowl
Most Yards Gained: 207, Phil Bradley vs. Purdue, 1980 Liberty Bowl (-3 rushing, 210 passing)
Most Touchdowns Responsible For: 3, Terry McMillan vs. Alabama, 1968 Gator Bowl (scored 3, passed for 0)

RECEIVING

Most Passes Caught: 6, Russ Sloan vs. Georgia, 1960 Orange Bowl
Most Yards Gained: 80, Chuck Link vs. Arizona State, 1972 Fiesta Bowl
Most Touchdown Passes Caught: 2, John Kelsey vs. Auburn, 1973 Sun Bowl
2, Chuck Link vs. Arizona State, 1972 Fiesta Bowl

PUNTING

Most Punts: 7, Eric Schmidt vs. S. Mississippi, 1981 Tangerine Bowl
Most Yards Punting: 268, Mike Farmer vs. Penn State, 1970 Orange Bowl
Highest Average per Punt: 44.7, Mike Farmer vs. Penn State, 1970 Orange Bowl


LONGEST PLAYS

Run from Scrimmage: 77 yards, Bill Tobin vs. Georgia Tech., 1962 Bluebonnet Bowl

Pass Completion: 48 yards, John Cherry to Chuck Link vs. Arizona State, 1972 Fiesta Bowl
Kickoff Return: 100 yards, Mike Fink vs. Arizona State, 1972 Fiesta Bowl
Interception Return: 90 yards, Norm Beal vs. Navy, 1961 Orange Bowl
Field Goal: 45 yards, Bob Lucchesi vs. S. Mississippi, 1981 Tangerine Bowl
45 yards, Ron Verrilli vs. Purdue, 1980 Liberty Bowl
Punt: 59 yards, Ray West vs. Florida, 1965 Sugar Bowl

ALL-TIME BESTS VS. MISSOURI

Most Points: 49, Arizona State, 1972 Fiesta Bowl
Most Points, Quarter: 21, Arizona State, 1972 Fiesta Bowl (4th)
Most Points, Half: 28, Arizona State, 1972 Fiesta Bowl (1st)
Most First Downs: 33, Arizona State, 1972 Fiesta Bowl
Total Offense: 718, Arizona State, 1972 Fiesta Bowl (452 rushing, 266 passing)
Rushing Yards: 452, Arizona State, 1972 Fiesta Bowl
Passing Yards: 352, Florida, 1966 Sugar Bowl
Pass Attempts: 46, Florida, 1966 Sugar Bowl (27 completions)
Pass Completions: 27, Florida, 1966 Sugar Bowl (46 attempts)
Touchdown Passes: 4, Purdue, 1980 Liberty Bowl
Pass Interceptions: 7, Penn State, 1970 Orange Bowl



Missouri legend Dan Devine and quarterback Terry McMillan knew how to guide the Tigers to bowl games. Devine led Mizzou to six bowl contests, while McMillan paced the Tigers to a 35-10 victory over Alabama in the 1968 Gator Bowl.

1940 ORANGE BOWL ('39 Season)

| | | | | |
|--------------|---|---|---|------|
| GEORGIA TECH | 7 | 7 | 7 | 0—21 |
| MISSOURI | 7 | 0 | 0 | 0—7 |

M - Christman 1 run (Cunningham kick)
 GT - Ector 1 run (Goree kick)
 GT - Ison 31 run (Goree kick)
 GT - Wheby 59 run (Goree kick)
 Att. - 36,500

| Team Statistics | Missouri | Georgia Tech |
|-----------------|----------|--------------|
| First Downs | 14 | 12 |
| Rushing Yards | 151 | 210 |
| Passing Yards | 76 | 91 |
| Passes | 8-26-1 | 8-14-1 |
| Fumbles | 1 | 3 |
| Punting Avg. | 33 | 35 |
| Penalty Yards | 15 | 36 |

1942 SUGAR BOWL ('41 Season)

| | | | | |
|----------|---|---|---|-----|
| MISSOURI | 0 | 0 | 0 | 0—0 |
| FORDHAM | 2 | 0 | 0 | 0—2 |

F - Safety, Santilli blocked punt out of end zone

| Team Statistics | Missouri | Fordham |
|-----------------|----------|---------|
| First Downs | 8 | 10 |
| Rushing Yards | 148 | 137 |
| Passing Yards | 21 | 0 |
| Passes | 2-5-2 | 0-4-0 |
| Punting Avg. | 36 | 34 |
| Fumbles-Lost | 3-2 | 3-1 |
| Penalty Yards | 10 | 30 |

1946 COTTON BOWL ('45 Season)

| | | | | |
|----------|----|---|---|-------|
| MISSOURI | 7 | 7 | 0 | 13—27 |
| TEXAS | 14 | 7 | 6 | 13—40 |

T - Baumgardner 48 pass from Layne (Layne kick)
 M - Oakes 40 pass from Dellastatious (Kekeris kick)
 T - Layne 1 run (Layne kick)
 M - Dellastatious 3 run (Kekeris kick)
 T - Layne 1 run (Layne kick)
 T - Baumgardner 15 pass from Layne (kick failed)
 M - Bonnett 21 run (Kekeris kick)
 T - Layne 50 pass from Ellsworth (pass failed)
 M - Hopkins 1 run (kick failed)
 T - Layne 2 run (Layne kick)
 Att. - 46,000

| Team Statistics | Missouri | Texas |
|-----------------|----------|---------|
| First Downs | 22 | 19 |
| Rushing Yards | 202 | 408 |
| Passing Yards | 106 | 264 |
| Passes | 4-17-1 | 13-14-0 |
| Fumbles | 1 | 1 |
| Punting Avg. | 37 | 41.5 |
| Penalty Yards | 30 | 35 |

1948 GATOR BOWL

| | | | | |
|----------|----|----|---|------|
| MISSOURI | 0 | 14 | 2 | 7—23 |
| CLEMSON | 14 | 0 | 7 | 3—24 |

C - Cone 1 run (Miller kick)
 C - Cone 1 run (Miller kick)
 M - Entsminger 23 run (Dawson kick)
 M - Entsminger 1 run (Dawson kick)
 C - Poulos 9 pass from Gage (Miller kick)
 M - Safety, Gage pass grounded in end zone
 C - FG Miller 32
 M - Bounds 20 pass from Braznell (Dawson kick)
 Att. - 35,273

| Team Statistics | Missouri | Clemson |
|-----------------|----------|---------|
| First Downs | 16 | 19 |
| Rushing Yards | 52-225 | 42-186 |
| Passing Yards | 73 | 112 |
| Passes | 4-8-0 | 10-23-1 |
| Punts-Avg. | 3-31 | 1-35 |
| Fumbles-Lost | 3-2 | 1-0 |
| Penalties-Yards | 4-42 | 2-10 |

INDIVIDUAL LEADERS

Rushing—Missouri, Entsminger 17-77, Carras 12-73, Braznell 13-57, Clemson, Mathews 11-74, Cone 14-72, Gage 15-25.
Passing—Missouri, Braznell 2-2-0-57, Entsminger 2-6-0-16. Clemson, Gage 10-23-1, 112.
Receiving—Missouri, Bounds 2-57, Wren 1-8, Sheehan 1-8. Clemson, Thompson 4-48, Poulos 3-28, Martin 1-19.

1950 GATOR BOWL ('49 Season)

| | | | | |
|----------|---|----|---|------|
| MARYLAND | 7 | 13 | 0 | 0—20 |
| MISSOURI | 0 | 0 | 0 | 7—7 |

MD - Shemonski 11 run (Dean kick)
 MD - Modzelewski 3 run (Dean kick)
 MD - Shemonski 6 run (kick failed)
 M - Klein 5 run (Glorioso kick)

| Team Statistics | Missouri | Maryland |
|-----------------|----------|----------|
| First Downs | 13 | 10 |
| Rushing Yards | 100 | 226 |
| Passing Yards | 167 | 2 |
| Passes | 11-29-3 | 2-16-1 |
| Fumbles | 5 | 1 |
| Punting Avg. | 38 | 39 |
| Penalty Yards | 10 | 63 |

1960 ORANGE BOWL ('59 Season)

| | | | | |
|----------|---|---|---|------|
| GEORGIA | 7 | 0 | 7 | 0—14 |
| MISSOURI | 0 | 0 | 0 | 0—0 |

G - McKenney 29 pass from Tarkenton (Pennington kick)
 G - Box 33 pass from Tarkenton (Pennington kick)

| Team Statistics | Missouri | Georgia |
|-----------------|----------|---------|
| First Downs | 17 | 14 |
| Rushing Yards | 80 | 88 |
| Passing Yards | 180 | 128 |
| Passes | 14-24-2 | 9-21-2 |
| Punts-Avg. | 6-38 | 7-46 |
| Fumbles-Lost | 0-0 | 0-0 |
| Penalty Yards | 72 | 44 |

INDIVIDUAL LEADERS

Rushing—Missouri, West 9-37, D. Smith 14-21, Beal 3-12. Georgia, Brown ?-39, Walden ?-35, Soberdahs ?-12.
Passing—Missouri, Snowden 11-17-1-152, B. Smith 2-3-0-14, Haas 1-3-2-15, West 0-1-0-0. Georgia, Tarkenton 9-16-1-131, Walden 0-1-0-0, Britt 0-4-1-0.
Receiving—Missouri, Sloan 6-73, West 1-40, D. Smith 3-35, Carpenter 2-23. Georgia, Brown 3-29, Herron 2-26, Box 1-33, McKenney 2-25.

1961 ORANGE BOWL ('60 Season)

NAVY 6 0 0 8—14
MISSOURI 7 7 0 7—21

N - Mather 98 fumble return (kick failed)
M - Beal 90 pass interception return (Tobin kick)
M - D. Smith 4 run (Tobin kick)
M - Taylor 1 run (Tobin kick)
N - Bellino 27 pass from Spooner (Luper pass from Spooner)
Att. - 71,218

| Team Statistics | Missouri | Navy |
|-----------------|----------|---------|
| First Downs | 19 | 9 |
| Rushes-Yards | 66-296 | 24-(-8) |
| Passing Yards | 5 | 176 |
| Passes | 1-6-0 | 13-23-4 |
| Punts-Avg. | 4-30.5 | 7-35.4 |
| Penalties-Yards | 1-15 | 1-4 |

INDIVIDUAL LEADERS

Rushing—Navy, Prichard 1-9, Meyer 2-6, Bellino 8-4, Missouri, West 21-108, Smith 16-93, Mehrer 5-41, Stevenson 7-37.

Passing—Navy, Spooner 13-21-4-176, Dietz 0-2-0-0. Missouri, Taylor 1-6-0-5.

Receiving—Navy, Prichard 4-69, Bellino 3-37, Matalavage 2-33. Missouri, West 1-5.

1962 BLUEBONNET BOWL

GEORGIA TECH 0 7 3 0—10
MISSOURI 7 0 7 0—14

M - Johnson 21 run (Leistritz kick)
GT - Auer 6 run (Lothridge kick)
M - Tobin 77 run (Leistritz kick)
GT - FG Lothridge 26
Att. - 55,000

| Team Statistics | Missouri | Georgia Tech |
|-----------------|----------|--------------|
| First Downs | 10 | 13 |
| Rushes-Yards | 30-258 | 45-169 |
| Passing Yards | 0 | 68 |
| Passes | 0-7-2 | 5-15-4 |
| Punts-Avg. | 5-39.6 | 6-38.5 |
| Fumbles | 2 | 0 |
| Penalty Yards | 35 | 5 |

INDIVIDUAL LEADERS

Rushing—Georgia Tech, Auer 10-62, McNames 13-57, Lothridge 12-23, Missouri, Tobin 11-114, Johnson 3-66, Roland 12-34, Russell 3-33.

Passing—Georgia Tech, Lothridge 5-15-4-68. Missouri, Johnson 0-5-1-0, Roland 0-2-1-0.

Receiving—Georgia Tech, Auer 3-57, Davis 1-13, Jackson 1-(-2). Missouri, none.

1966 SUGAR BOWL ('65 Season)

MISSOURI 0 17 3 0—20
FLORIDA 0 0 0 18—18

M - Brown 10 run (Bates kick)
M - Denny 11 pass from Roland (Bates kick)
M - FG Bates 37
M - FG Bates 34
F - Harper 22 pass from Spurrier (pass failed)
F - Spurrier 2 run (pass failed)
F - Casey 21 pass from Spurrier (pass failed)
Att. - 67,421

| Team Statistics | Missouri | Florida |
|-----------------|----------|---------|
| First Downs | 18 | 18 |
| Rushes-Yards | 62-257 | 16-(-2) |
| Passing Yards | 50 | 352 |
| Passes | 5-14-2 | 27-46-1 |
| Punts-Avg. | 5-44 | 6-32 |
| Fumbles | 1 | 2 |
| Penalty Yards | 30 | 25 |

INDIVIDUAL LEADERS

Rushing—Missouri, Brown 22-120, Lane 19-76, Denny 8-27, Reese 11-27, Florida, Poe 2-11, Harper 7-(-5), Spurrier 7-(-8).

Passing—Missouri, Lane 4-13-1-39, Roland 1-1-0-11. Florida, Spurrier 27-45-1-352, Harper 0-1-0-0.

Receiving—Missouri, Waller 1-14, Brown 1-14, Phelps 2-11, Denny 1-11. Florida, Casey 5-108, Brown 9-88, Harper 4-66, Trapp 5-53, Poe 3-30, Ewaldsen 1-7.

1968 GATOR BOWL

MISSOURI 7 7 0 21—35
ALABAMA 0 7 0 3—10

M - McMillan 4 run (Sangster kick)
A - Sutton 38 pass interception return (Dean kick)
M - McMillan 5 run (Sangster kick)
A - FG Dean 25
M - McMillan 2 run (Sangster kick)
M - Cook 37 run (Sangster kick)
M - Poppe 47 pass interception return (Sangster kick)
Att. - 68,011

| Team Statistics | Missouri | Alabama |
|-----------------|----------|---------|
| First Downs | 21 | 6 |
| Rushing Yards | 402 | -45 |
| Passing Yards | 0 | 77 |
| Return Yards | 112 | 46 |
| Passes | 0-6-2 | 7-27-2 |
| Punts-Avg. | 5-36 | 10-42 |
| Fumbles | 2 | 0 |
| Penalty Yards | 29 | 14 |

INDIVIDUAL LEADERS

Rushing—Missouri, Cook 27-179, McMillan 18-76, McBride 18-68, Harrison 11-58, Stagers 7-19. Alabama, Jilleba 5-20, Moore 5-10.

Passing—Missouri, McMillan 0-6-2-0. Alabama, Hunter 7-25-1-68, Hayden 0-1-1-0, Kelly 0-1-0-0.

Receiving—Missouri, none. Alabama, Ranager 2-47.

1970 ORANGE BOWL ('69 Season)

| | | | | |
|-------------------|----|---|---|------|
| PENN STATE | 10 | 0 | 0 | 0—10 |
| MISSOURI | 0 | 3 | 0 | 0—3 |

PS - FG Reitz 29
 PS - Mitchell 28 pass from Burkhart (Reitz kick)
 M - FG Brown 33
 Att. - 78,282

| Team Statistics | Missouri | Penn State |
|------------------------|-----------------|-------------------|
| First Downs | 13 | 12 |
| Rushes-Yards | 43-189 | 54-57 |
| Passing Yards | 117 | 187 |
| Return Yards | 148 | 145 |
| Passes | 6-28-7 | 11-26-1 |
| Punts-Avg. | 6-44.7 | 12-43.1 |
| Fumbles-Lost | 4-2 0-0 | |
| Penalties-Yards | 3-25 | 5-40 |

INDIVIDUAL LEADERS

Rushing—Missouri, Stagers 9-69, Moore 19-62, McMillan 5-33, McBride 7-24, Harrison 2-16. Penn State, Pittman 21-83, Harris 17-46.

Passing—Missouri, McMillan 4-17-5-73, Roper 2-9-2-44, Stagers 0-2-0-0. Penn State, Burkhart 11-26-1-187.

Receiving—Missouri, Henley 2-44, Moore 1-40, Shryock 3-33. Penn State, Mitchell 5-81, Johnson 1-56, Edmonds 2-34, Pittman 2-10.

1972 FIESTA BOWL

| | | | | |
|----------------------|----|----|----|-------|
| ARIZONA STATE | 14 | 14 | 0 | 21—49 |
| MISSOURI | 0 | 7 | 14 | 14—35 |

AS - Green 2 run (Cruz kick)
 AS - Green 12 run (Cruz kick)
 M - Johnson 1 run (Hill kick)
 AS - McClanahan 1 run (Cruz kick)
 AS - Beverly 34 pass from White (Cruz kick)
 M - Link 48 pass from Cherry (kick failed)
 M - Link 4 pass from Cherry (Link pass from Cherry)
 AS - Green 17 run (Cruz kick)
 M - Fink 100 kickoff return (Hill kick)
 AS - Beverly 53 pass from White (Cruz kick)
 AS - Green 21 run (Cruz kick)
 M - Reamon 31 run (Hill kick)
 Att. - 51,318

| Team Statistics | Missouri | Arizona St. |
|------------------------|-----------------|--------------------|
| First Downs | 16 | 33 |
| Rushes-Yards | 44-229 | 65-452 |
| Passing Yards | 266 | 182 |
| Return Yards | 61 | 44 |
| Passes | 12-27-3 | 12-24-3 |
| Punts-Avg. | 6-37.8 | 3-43.6 |
| Fumbles-Lost | 1-0 | 2-1 |
| Penalties-Yards | 2-10 | 6-50 |

INDIVIDUAL LEADERS

Rushing—Missouri, Reamon 17-155, Johnson 12-41. Arizona State, Green 25-202, McClanahan 26-171, Malone 6-29.

Passing—Missouri, Cherry 12-27-3-182. Arizona State, White 13-23-3-266, Brady 0-1-0-0.

Receiving—Missouri, Link 5-80, Bastable 3-63, Reamon 2-15, Marshall 1-12, Sharp 1-12. Arizona State, Beverly 3-103, Petty 5-85, Holden 4-53, McClanahan 1-25.

1973 SUN BOWL

| | | | | |
|-----------------|---|----|---|------|
| AUBURN | 0 | 10 | 7 | 0—17 |
| MISSOURI | 0 | 28 | 6 | 0—34 |

A - FG Pruett 35
 M - Kelsey 35 pass from Link (Hill kick)
 M - Bybee 2 run (Hill kick)
 M - Kelsey 2 pass from Smith (Hill kick)
 A - Gossom 17 pass from Gargis (Pruett kick)
 M - Moseley 84 kickoff return (Hill kick)
 M - Sharp 15 pass from Smith (kick failed)
 A - Gossom 32 pass from Gargis (pass failed)
 Att. - 31,000

| Team Statistics | Missouri | Auburn |
|------------------------|-----------------|---------------|
| First Downs | 20 | 10 |
| Rushes-Yards | 71-295 | 42-113 |
| Passing Yards | 95 | 120 |
| Return Yards | 12 | 42 |
| Passes | 8-14-1 | 7-15-1 |
| Punts-Avg. | 6-37 | 6-46 |
| Fumbles-Lost | 4-1 | 5-4 |
| Penalties-Yards | 2-29 | 1-5 |

INDIVIDUAL LEADERS

Rushing—Missouri, Bybee 27-127, Reamon 23-110, Moss 6-23, Smith 5-18. Auburn, McIntyre 10-46, Neel 7-26, Fuller 5-11.

Passing—Missouri, Smith 7-12-0-60, Link 1-1-0-35. Auburn, Gargis 7-15-1-120.

Receiving—Missouri, Kelsey 2-37, Sharp 2-26, Reamon 2-22. Auburn, Spivey 3-56, Gossom 2-39, Arnold 1-10.

1978 LIBERTY BOWL

| | | | | |
|-----------------|---|----|---|------|
| LSU | 3 | 0 | 6 | 6—15 |
| MISSOURI | 7 | 13 | 0 | 0—20 |

M - Gant 13 run (Brockhaus kick)
 LS - FG Conway 37
 M - Winslow 16 pass from Bradley (Brockhaus kick)
 M - Wilder 3 run (kick failed)
 LS - Alexander 1 run (kick failed)
 LS - Woodley 1 run (pass failed)
 Att. - 53,064

| Team Statistics | Missouri | LSU |
|------------------------|-----------------|------------|
| First Downs | 18 | 12 |
| Rushes-Yards | 50-200 | 46-194 |
| Passing Yards | 117 | 170 |
| Return Yards | 65 | 2 |
| Passes | 11-21-1 | 14-31-4 |
| Punts-Avg. | 6-38.3 | 4-36.5 |
| Fumbles-Lost | 0-0 | 2-1 |
| Penalties-Yards | 8-75 | 6-49 |

INDIVIDUAL LEADERS

Rushing—Missouri, Wilder 28-115, Gant 8-46. LSU, Alexander 24-133, Woodley 11-27.

Passing—Missouri, Bradley 11-21-1-117. LSU, Woodley 9-22-2-123, Ensminger 5-9-2-47.

Receiving—Missouri, Wilder 4-20, Downer 2-27. LSU, Quintella 6-81, Carson 6-77.

1979 HALL OF FAME BOWL

MISSOURI 0 17 7 0—24
S. CAROLINA 6 0 8 0—14

SC - McKinney 20 pass from Harper (run failed)
M - FG Verrilli 22
M - Newman 28 pass from Bradley (Verrilli kick)
M - Bradley 1 run (Verrilli kick)
SC - Harper 11 run (McKinney pass from Harper)
M - Ellis 12 run (Verrilli kick)
Att. - 62,785

| Team Statistics | Missouri | S. Carolina |
|-----------------|----------|-------------|
| First Downs | 17 | 20 |
| Rushes-Yards | 52-209 | 47-142 |
| Passing Yards | 72 | 121 |
| Return Yards | 8 | -1 |
| Passes | 7-11-0 | 13-20-1 |
| Punts-Avg. | 6-44.3 | 6-35 |
| Fumbles-Lost | 2-1 | 1-1 |
| Penalties-Yards | 5-50 | 1-16 |

INDIVIDUAL LEADERS

Rushing—Missouri, Wilder 24-95, Ellis 12-81. S. Carolina, Rogers 15-133, Clark 10-48.

Passing—Missouri, Bradley 7-11-0-72. S. Carolina, Harper 13-19-1-121.

Receiving—Missouri, Blair 2-22, Gibler 2-21. S. Carolina, McKinney 5-87, Rogers 3-18.

1980 LIBERTY BOWL

MISSOURI 0 12 3 10—25
PURDUE 7 14 7 0—28

P - Burrell 8 pass from Hermann (Anderson kick)
P - Bryant 43 pass from Hermann (Anderson kick)
M - Fellows 92 kickoff return (kick failed)
M - Wilder 1 run (pass failed)
P - Young 5 pass from Hermann (Anderson kick)
P - Burrell 27 pass from Hermann (Anderson kick)
M - FG Verrilli 45
M - Safety, Hermann downed ball in end zone
M - Hill 1 run (Hornof pass from Bradley)
Att. - 35,667

| Team Statistics | Missouri | Purdue |
|-----------------|----------|---------|
| First Downs | 17 | 18 |
| Rushes-Yards | 36-103 | 41-124 |
| Passing Yards | 210 | 289 |
| Return Yards | -1 | 28 |
| Passes | 16-29-1 | 22-28-0 |
| Punts-Avg. | 6-43.8 | 6-34 |
| Fumbles-Lost | 2-1 | 1-1 |
| Penalties-Yards | 1-5 | 5-31 |

INDIVIDUAL LEADERS

Rushing—Missouri, Hill 9-54, Wilder 16-49, Mack 1-2, Shorthose 1-1, Bradley 9(-3). Purdue, McCall 17-85, Macon 16-69, Smith 2-3, Hermann 6(-33).

Passing—Missouri, Bradley 16-29-1-210. Purdue, Hermann 22-28-0-289.

Receiving—Missouri, Blair 3-62, Hill 3-48, Fellows 3-35, Gibler 5-63, Wilder 2-2. Purdue, Burrell 8-113, McCall 6-38, Bryant 4-86, Young 3-42, Smith 1-10.

1981 TANGERINE BOWL

MISSOURI 7 6 3 3—19
S. MISSISSIPPI 0 3 7 7—17

M - Meyer 3 run (Lucchesi kick)
SM - FG Clark 37
M - FG Lucchesi 45
M - FG Lucchesi 41
SM - Winder 4 run (Clark kick)
M - FG Lucchesi 30
M - FG Lucchesi 28
SM - Lipps 74 pass from Sellers (Clark kick)
Att. - 50,450

| Team Statistics | Missouri | So. Miss. |
|-----------------|----------|-----------|
| First Downs | 15 | 16 |
| Rushes-Yards | 44-164 | 52-133 |
| Passing Yards | 141 | 128 |
| Return Yards | 8 | 25 |
| Passes | 10-22-1 | 6-20-0 |
| Punts-Avg. | 7-35.9 | 8-34.5 |
| Fumbles-Lost | 1-0 | 2-1 |
| Penalties-Yards | 7-50 | 6-58 |

INDIVIDUAL LEADERS

Rushing—Missouri, Meyer 20-96, B. White 18-62, Shorthose 3-11. S. Mississippi, Winder 13-50, Terrell 9-44, Floyd 7-23, Collier 20-16.

Passing—Missouri, Perry 10-22-1-141. S. Mississippi, Collier 5-17-0-54, Sellers 1-3-0-74.

Receiving—Missouri, Caver 4-65, Meyer 3-11, Gibler 1-38, B. White 1-20, Thomas 1-7. S. Mississippi, Powell 2-26, Floyd 2-18, Lipps 1-74, Means 1-20.

1983 HOLIDAY BOWL

MISSOURI 7 3 0 7—17
BYU 0 7 7 7—21

M - Drain 2 run (Burditt kick)
BY - Young 10 run (Johnson kick)
M - FG Burditt 37
BY - Stinnett 33 pass from Young (Johnson kick)
M - Drain 2 run (Burditt kick)
BY - Young 14 pass from Stinnett (Johnson kick)
Att. - 51,480

| Team Statistics | Missouri | BYU |
|-----------------|----------|---------|
| First Downs | 19 | 23 |
| Rushes-Yards | 64-252 | 25-42 |
| Passing Yards | 86 | 328 |
| Return Yards | 20 | 37 |
| Passes | 7-16-2 | 25-37-3 |
| Punts-Avg. | 5-36.8 | 3-42.7 |
| Fumbles-Lost | 2-2 | 3-2 |
| Penalties-Yards | 6-78 | 3-25 |


INDIVIDUAL LEADERS

Rushing—Missouri, Drain 27-115, Redd 16-68, Adler 9-33, Seitz 6-26, Barbosa 4-6, Boyd 1-5, Thomas 1(-1). BYU, Tiumalu 11-57, Stinnett 1-2, Young 12(-7), Kozlowski 1(-10).

Passing—Missouri, Seitz 4-7-1-49, Adler 3-9-1-21. BYU, Young 24-36-3-314, Stinnett 1-1-0-14.

Receiving—Missouri, Shorthose 4-50, Drain 1-21, White 1-8, Krahl 1-7. BYU, Stinnett 5-60, Tiumalu 4-33, Haysbert 3-53, Harper 3-36, Kozlowski 3-28, Hamilton 3-24, Eddo 2-70, Young 1-14, Pendleton 1-10.

Year-by-Year Results



O' Mizzou's first football team—1890

1890 COACH A.L. McRAE

Won 2, Lost 1, Tied 0

| | | |
|----|------------------|----|
| 22 | *Picked Team | 6 |
| 0 | Washington (Mo.) | 28 |
| 90 | Engineers | 0 |

1891 COACH HAL REID

Won 3, Lost 1, Tied 0

| | | |
|----|-------------------|----|
| 10 | Kansas | 22 |
| 8 | *Kansas City YMCA | 0 |
| 36 | *Washburn | 6 |
| 54 | *Drury | 0 |

1892 COACH E.H. JONES

Won 1, Lost 2, Tied 0

| | | |
|----|-----------|----|
| 24 | *Iowa | 0 |
| 0 | +Nebraska | 6 |
| 4 | Kansas | 12 |

+forfeit victory to Nebraska

1893 COACH H.O. ROBINSON

Won 4, Lost 3, Tied 0

| | | |
|----|------------------|----|
| 76 | *Missouri Valley | 0 |
| 0 | Baker | 28 |
| 0 | Denver A.C. | 40 |
| 18 | Nebraska | 12 |
| 18 | Iowa | 30 |
| 24 | Pastime A.C. | 12 |
| 12 | Kansas | 4 |

1894 COACH H.O. ROBINSON

Won 4, Lost 3, Tied 0

| | | |
|----|---------------|----|
| 44 | *Sedalia A.C. | 6 |
| 0 | Denver A.C. | 26 |
| 18 | Nebraska | 14 |
| 0 | Ottawa | 28 |
| 32 | *Iowa | 16 |
| 12 | Kansas | 18 |
| 28 | Texas | 0 |

1895 COACH D.C. BLISS

Won 7, Lost 1, Tied 0

| | | |
|----|---------------|----|
| 10 | *Sedalia A.C. | 0 |
| 16 | *Vanderbilt | 0 |
| 16 | Purdue | 6 |
| 38 | DePauw | 0 |
| 10 | Nebraska | 12 |
| 22 | Northwestern | 18 |
| 34 | *Iowa | 0 |
| 10 | Kansas | 6 |

1896 COACH FRANK PATTERSON

Won 7, Lost 5, Tied 0

| | | |
|----|------------------|----|
| 0 | *Iowa State | 12 |
| 72 | *Tarkio | 0 |
| 0 | Illinois | 10 |
| 4 | *Nebraska | 8 |
| 26 | Vanderbilt | 6 |
| 0 | *Iowa | 12 |
| 42 | Wentworth M.A. | 0 |
| 0 | Kansas | 30 |
| 28 | Dallas A.C. | 0 |
| 10 | Texas | 0 |
| 39 | Austin Mutes | 0 |
| 21 | San Antonio YMCA | 0 |

1897 COACH CHARLES YOUNG

Won 5, Lost 6, Tied 0

| | | |
|----|--------------------|----|
| 10 | *Warrensburg | 0 |
| 0 | Kansas City Medics | 4 |
| 0 | Warrensburg | 10 |
| 6 | *Iowa Wesleyan | 4 |
| 0 | Nebraska | 41 |
| 0 | Tarkio | 34 |
| 8 | Amity | 4 |
| 60 | *Westminster | 0 |
| 12 | Purdue | 30 |
| 16 | Christian Brothers | 0 |
| 0 | *Kansas | 16 |

1898 COACH DAVID L. FULTZ

Won 1, Lost 4, Tied 1

| | | |
|----|---------------------|----|
| 0 | *Wentworth M.A. | 0 |
| 0 | Kansas City Medics | 16 |
| 15 | *Kansas City Medics | 5 |
| 6 | *Nebraska | 41 |
| 12 | Washington (Mo.) | 18 |
| 0 | Kansas | 12 |

1899 COACH DAVID L. FULTZ

Won 9, Lost 2, Tied 0

| | | |
|----|--------------------|----|
| 21 | *Warrensburg | 0 |
| 45 | *Wentworth M.A. | 0 |
| 17 | *Haskell Inst. | 0 |
| 0 | Nebraska | 0 |
| 23 | Tarkio | 0 |
| 18 | Amity | 0 |
| 6 | Christian Brothers | 0 |
| 0 | Drake | 11 |
| 39 | *Missouri Valley | 0 |
| 33 | Washington (Mo.) | 11 |
| 6 | Kansas | 34 |

1900 COACH FRED MURPHY

Won 4, Lost 4, Tied 1

| | | |
|----|------------------------|----|
| 13 | *Kirksville Osteopaths | 0 |
| 0 | *Haskell Inst. | 11 |
| 11 | *Warrensburg | 6 |
| 12 | Kansas City Medics | 18 |
| 6 | Washington (Mo.) | 5 |
| 12 | Rolla Miners | 5 |
| 0 | *Nebraska | 12 |
| 12 | Texas | 18 |
| 6 | Kansas | 6 |

1901 COACH FRED MURPHY

Won 2, Lost 6, Tied 1

| | | |
|---|------------------------|----|
| 5 | *Kirksville Osteopaths | 22 |
| 0 | *Simpson | 11 |
| 1 | Warrensburg | 0 |

| | | |
|------------------------------------|--------------------|----|
| 0 | Drake | 24 |
| 6 | *Ottawa | 6 |
| 0 | Nebraska | 51 |
| 0 | *Texas | 10 |
| 0 | *Haskell Inst. | 19 |
| 18 | Kansas | 12 |
| 1902 COACH PAT O'DEA | | |
| Won 5, Lost 3, Tied 0 | | |
| 11 | Simpson | 6 |
| 0 | Haskell Inst. | 40 |
| 0 | Nebraska | 12 |
| 28 | *Washburn | 0 |
| 27 | Washington (Mo.) | 0 |
| 22 | *Oklahoma | 5 |
| 6 | Iowa | 0 |
| 5 | Kansas | 17 |
| 1903 COACH JOHN F. McLEAN | | |
| Won 1, Lost 7, Tied 1 | | |
| 40 | *Rolla Miners | 0 |
| 6 | *Grinnell | 15 |
| 0 | *Drake | 17 |
| 0 | *Simpson | 12 |
| 0 | Haskell Inst. | 12 |
| 0 | Washington (Mo.) | 0 |
| 0 | *Iowa | 16 |
| 0 | *Washburn | 6 |
| 0 | Kansas | 5 |
| 1904 COACH JOHN F. McLEAN | | |
| Won 3, Lost 6, Tied 0 | | |
| 6 | *Kirksville | 0 |
| 28 | *Simpson | 0 |
| 0 | Haskell Inst. | 39 |
| 37 | *Kentucky | 6 |
| 0 | Purdue | 11 |
| 0 | Washington (Mo.) | 10 |
| 0 | *St. Louis | 17 |
| 0 | *Washburn | 18 |
| 0 | Kansas | 29 |
| 1905 COACH JOHN F. McLEAN | | |
| Won 5, Lost 4, Tied 0 | | |
| 6 | *Kirksville | 0 |
| 26 | *Simpson | 0 |
| 28 | *Rolla Miners | 0 |
| 6 | *Drury | 0 |
| 18 | *Tarkio | 0 |
| 0 | Purdue | 24 |
| 0 | *St. Louis | 17 |
| 10 | Washington (Mo.) | 14 |
| 0 | Kansas | 24 |
| 1906 COACH W.J. MONILAW | | |
| Won 5, Lost 2, Tied 1 | | |
| 23 | *Kirksville | 4 |
| 41 | *Warrensburg | 2 |
| 26 | *Rolla Miners | 0 |
| 11 | Drury | 0 |
| 4 | Iowa | 26 |
| 11 | *Arkansas | 0 |
| 0 | Washington | 12 |
| 0 | Kansas | 0 |
| 1907 COACH W.J. MONILAW | | |
| Won 7, Lost 2, Tied 0 | | |
| 39 | *Central Methodist | 0 |
| 46 | Central Methodist | 0 |
| 38 | *Warrensburg | 6 |
| 6 | Iowa | 21 |
| 47 | *William Jewell | 0 |
| 5 | *Texas | 4 |
| 70 | *Tarkio | 6 |
| 27 | *Washington (Mo.) | 0 |
| 0 | Kansas | 4 |
| 1908 COACH W.J. MONILAW | | |
| Won 6, Lost 2, Tied 0 | | |
| 57 | *Warrensburg | 6 |
| 16 | *Rolla Miners | 0 |
| 10 | *Iowa | 5 |
| 58 | *Westminster | 0 |
| 0 | *Iowa State | 16 |
| 11 | Drake | 8 |
| 40 | *Washington (Mo.) | 0 |
| 4 | Kansas | 10 |
| 1909 COACH WILLIAM R. ROPER | | |
| Won 7, Lost 0, Tied 1 | | |
| 12 | *Monmouth | 6 |
| 3 | *Kansas State | 0 |

MISSOURI COACHES

| Year | Coach | Seasons | W | L | T | Pct. |
|----------|-------------------|---------|-----|----|----|------|
| 1890 | A.L. McRae | 1 | 2 | 1 | 0 | .667 |
| 1891 | Hal Reid | 1 | 3 | 1 | 0 | .750 |
| 1892 | E.H. Jones | 1 | 1 | 2 | 0 | .333 |
| 1893-94 | H.O. Robinson | 2 | 8 | 6 | 0 | .571 |
| 1895 | C.D. "Pop" Bliss | 1 | 7 | 1 | 0 | .875 |
| 1896 | Frank Patterson | 1 | 7 | 5 | 0 | .583 |
| 1897 | Charles Young | 1 | 5 | 6 | 0 | .455 |
| 1898-99 | David L. Fultz | 2 | 10 | 6 | 1 | .618 |
| 1900-01 | Fred Murphy | 2 | 6 | 10 | 2 | .389 |
| 1902 | Pat O'Dea | 1 | 5 | 3 | 0 | .625 |
| 1903-05 | John F. McClain | 3 | 9 | 17 | 1 | .352 |
| 1906-08 | W.J. Monilaw | 3 | 18 | 6 | 1 | .740 |
| 1909 | William Roper | 1 | 7 | 0 | 1 | .938 |
| 1910 | W. Hollenbeck | 1 | 4 | 2 | 2 | .625 |
| 1911-13 | Chester L. Brewer | 3 | 14 | 8 | 2 | .625 |
| 1914-17 | H.F. Schulte | 4 | 16 | 14 | 2 | .531 |
| 1919-20 | * John F. Miller | 2 | 5 | 1 | 2 | .750 |
| 1920-21 | * James Phelan | 2 | 13 | 3 | 0 | .813 |
| 1922 | Thomas Kelly | 1 | 5 | 3 | 0 | .625 |
| 1923-31 | Gwinn Henry | 9 | 40 | 28 | 9 | .578 |
| 1932-34 | Frank Carideo | 3 | 2 | 23 | 2 | .111 |
| 1935-42, | | | | | | |
| 46-56 | Don Faurot | 19 | 101 | 79 | 10 | .558 |
| 1943-45 | Chauncey Simpson | 3 | 12 | 14 | 2 | .464 |
| 1957 | Frank Broyles | 1 | 5 | 4 | 1 | .550 |
| 1958-70 | Dan Devine | 13 | 93 | 37 | 7 | .704 |
| 1971-77 | Al Onofrio | 7 | 38 | 41 | 0 | .481 |
| 1978-84 | Warren Powers | 7 | 46 | 33 | 3 | .580 |
| 1985-88 | Woody Widenhofer | 4 | 12 | 31 | 1 | .284 |
| 1989- | Bob Stull | 1 | 2 | 9 | 0 | .182 |

*Miller and Phelan were co-coaches in 1920. Phelan receives credit for 7-1 record that season.

| | | | | | |
|---------------------------------|--------------------|----|----|--------------------|----|
| 13 | *Rolla Miners | 0 | 20 | *Oklahoma | 17 |
| 6 | Iowa State | 6 | 21 | Iowa State | 13 |
| 13 | Iowa | 12 | 44 | *Rolla Miners | 13 |
| 5 | Washington (Mo.) | 0 | 10 | *Drake | 0 |
| 22 | *Drake | 6 | 19 | Washington (Mo.) | 0 |
| 12 | Kansas | 6 | 3 | *Kansas | 0 |
| 1910 COACH W. HOLLENBECK | | | | | |
| Won 4, Lost 2, Tied 2 | | | | | |
| 9 | *Monmouth | 0 | 0 | *Rolla Miners | 9 |
| 0 | *Rolla Miners | 0 | 46 | *William Jewell | 0 |
| 0 | *Iowa | 0 | 0 | *Oklahoma | 13 |
| 5 | *Iowa State | 6 | 0 | *Iowa State | 6 |
| 26 | Oklahoma | 0 | 13 | *Kansas State | 3 |
| 0 | St. Louis | 3 | 33 | Drake | 7 |
| 27 | *Washington (Mo.) | 3 | 26 | *Washington (Mo.) | 3 |
| 5 | Kansas | 5 | 10 | Kansas | 7 |
| 1911 COACH C.L. BREWER | | | | | |
| Won 2, Lost 4, Tied 2 | | | | | |
| 15 | *William Jewell | 0 | 13 | *Oklahoma A & M | 6 |
| 29 | *Rolla Miners | 0 | 0 | Washington (Mo.) | 13 |
| 5 | Washington (Mo.) | 5 | 0 | *Oklahoma | 24 |
| 0 | Nebraska | 34 | 6 | Iowa State | 14 |
| 0 | St. Louis | 5 | 0 | *Kansas State | 0 |
| 6 | *Oklahoma | 14 | 6 | Northwestern | 24 |
| 3 | Iowa State | 6 | 41 | *Drake | 13 |
| 3 | *Kansas | 3 | 6 | *Kansas | 8 |
| 1912 COACH C.L. BREWER | | | | | |
| Won 5, Lost 3, Tied 0 | | | | | |
| 55 | *Central Methodist | 7 | 40 | *Central Methodist | 0 |
| 13 | *Rolla Miners | 0 | 13 | Washington (Mo.) | 0 |
| 0 | *Iowa State | 29 | 0 | *Iowa State | 0 |
| 14 | Oklahoma | 0 | 23 | Oklahoma | 14 |
| 0 | *Nebraska | 7 | 3 | *Texas | 0 |
| 17 | Drake | 14 | 6 | *Kansas State | 7 |
| 33 | *Washington (Mo.) | 0 | 14 | *Drake | 0 |
| 3 | Kansas | 12 | 13 | Kansas | 0 |
| 1913 COACH C.L. BREWER | | | | | |
| Won 7, Lost 1, Tied 0 | | | | | |
| 69 | *Drury | 0 | 14 | *William Jewell | 6 |
| 7 | Illinois | 24 | 6 | *Kansas State | 7 |

| | | |
|----|------------------|----|
| 7 | *Oklahoma | 14 |
| 0 | Nebraska | 52 |
| 19 | Washington (Mo.) | 3 |
| 0 | Iowa State | 15 |
| 49 | *Drake | 0 |
| 3 | *Kansas | 27 |

1918 No Varsity schedule due to World War I

1919 COACH JOHN F. MILLER

| | | |
|------------------------------|------------------|----|
| Won 5, Lost 1, Tied 2 | | |
| 41 | *Drury | 12 |
| 6 | *Kansas State | 6 |
| 0 | *Iowa State | 0 |
| 3 | *Drake | 0 |
| 6 | Oklahoma | 6 |
| 5 | *Nebraska | 12 |
| 7 | Washington (Mo.) | 0 |
| 13 | Kansas | 6 |

1920 COACHES JOHN F. MILLER AND JAMES PHELAN

| | | |
|------------------------------|-------------------|----|
| Won 7, Lost 1, Tied 0 | | |
| 41 | *Mo. Wesleyan | 0 |
| 44 | *St. Louis | 0 |
| 14 | Iowa State | 2 |
| 10 | Drake | 7 |
| 7 | *Oklahoma | 28 |
| 10 | Kansas State | 7 |
| 14 | *Washington (Mo.) | 10 |
| 16 | *Kansas | 7 |

1921 COACH JAMES PHELAN

| | | |
|------------------------------|------------------|----|
| Won 6, Lost 2, Tied 0 | | |
| 36 | *Oklahoma A & M | 0 |
| 32 | St. Louis | 0 |
| 17 | *Iowa State | 14 |
| 5 | Kansas State | 7 |
| 6 | *Drake | 0 |
| 7 | Washington (Mo.) | 0 |
| 24 | *Oklahoma | 14 |
| 9 | Kansas | 15 |

1922 COACH THOMAS KELLY

| | | |
|------------------------------|-------------------|----|
| Won 5, Lost 3, Tied 0 | | |
| 23 | *Grinnell | 0 |
| 6 | Iowa State | 3 |
| 0 | Nebraska | 48 |
| 9 | St. Louis | 0 |
| 10 | *Kansas State | 13 |
| 14 | Oklahoma | 18 |
| 27 | *Washington (Mo.) | 0 |
| 9 | *Kansas | 7 |

1923 COACH GWINN HENRY

| | | |
|------------------------------|-----------------------|----|
| Won 2, Lost 3, Tied 3 | | |
| 10 | *Springfield Teachers | 0 |
| 0 | *Iowa State | 2 |
| 0 | St. Louis | 0 |
| 7 | *Nebraska | 7 |
| 4 | Kansas State | 2 |
| 0 | *Oklahoma | 13 |
| 7 | Washington (Mo.) | 13 |
| 3 | Kansas | 3 |

1924 COACH GWINN HENRY

| | | |
|------------------------------|---------------------|----|
| Won 7, Lost 2, Tied 0 | | |
| 3 | Chicago | 0 |
| 14 | *Mo. Wesleyan | 0 |
| 7 | Iowa State | 0 |
| 14 | *Kansas State | 7 |
| 6 | Nebraska | 14 |
| 10 | Oklahoma | 0 |
| 35 | *Washington | 0 |
| 14 | *Kansas | 0 |
| 7 | Southern California | 20 |

1925 COACH GWINN HENRY

| | | |
|------------------------------|------------------|----|
| Won 6, Lost 1, Tied 1 | | |
| 6 | Tulane | 6 |
| 9 | *Nebraska | 6 |
| 32 | *Rolla Miners | 0 |
| 3 | Kansas State | 0 |
| 23 | *Iowa State | 8 |
| 14 | Washington (Mo.) | 0 |
| 16 | *Oklahoma | 0 |
| 7 | Kansas | 10 |

1926 COACH GWINN HENRY

| | | |
|------------------------------|---------|---|
| Won 5, Lost 1, Tied 2 | | |
| 0 | *Tulane | 0 |

| | | |
|----|---------------------|----|
| 14 | Nebraska | 7 |
| 7 | *Southern Methodist | 7 |
| 7 | *Iowa State | 3 |
| 27 | West Virginia | 0 |
| 7 | Oklahoma | 10 |
| 45 | *Washington (Mo.) | 6 |
| 15 | *Kansas | 0 |

1927 COACH GWINN HENRY

| | | |
|------------------------------|--------------------|----|
| Won 7, Lost 2, Tied 0 | | |
| 13 | Kansas State | 6 |
| 7 | *Nebraska | 6 |
| 13 | Washington (Mo.) | 0 |
| 9 | Southern Methodist | 32 |
| 34 | Northwestern | 19 |
| 13 | *West Virginia | 0 |
| 13 | Iowa State | 6 |
| 7 | Kansas | 14 |
| 20 | *Oklahoma | 7 |

1928 COACH GWINN HENRY

| | | |
|------------------------------|--------------|----|
| Won 4, Lost 4, Tied 0 | | |
| 60 | *Centre | 0 |
| 20 | *Iowa State | 19 |
| 0 | Nebraska | 24 |
| 0 | *Drake | 6 |
| 19 | Kansas State | 6 |
| 7 | New York | 27 |
| 25 | *Kansas | 6 |
| 0 | Oklahoma | 14 |

1929 COACH GWINN HENRY

| | | |
|------------------------------|------------------|----|
| Won 5, Lost 2, Tied 1 | | |
| 19 | Iowa State | 0 |
| 20 | *Drake | 0 |
| 7 | *Nebraska | 7 |
| 6 | *Kansas State | 7 |
| 6 | Washington (Mo.) | 0 |
| 0 | New York | 14 |
| 7 | Kansas | 0 |
| 13 | *Oklahoma | 0 |

1930 COACH GWINN HENRY

| | | |
|------------------------------|--------------|----|
| Won 2, Lost 5, Tied 2 | | |
| 0 | *Colorado | 9 |
| 0 | St. Louis | 20 |
| 0 | New York | 38 |
| 14 | *Drake | 13 |
| 13 | Kansas State | 20 |
| 14 | *Iowa State | 0 |
| 0 | Nebraska | 0 |
| 0 | *Kansas | 32 |
| 0 | Oklahoma | 0 |

1931 COACH GWINN HENRY

| | | |
|------------------------------|---------------|----|
| Won 2, Lost 8, Tied 0 | | |
| 0 | Texas | 31 |
| 7 | *Kansas State | 20 |
| 7 | Colorado | 9 |
| 0 | Iowa State | 20 |
| 7 | *Nebraska | 10 |
| 32 | *Drake | 20 |
| 7 | *Oklahoma | 0 |
| 0 | Kansas | 14 |
| 6 | Temple | 38 |
| 6 | St. Louis | 31 |

1932 COACH FRANK CARIDEO

| | | |
|------------------------------|-------------------|----|
| Won 1, Lost 7, Tied 1 | | |
| 0 | Northwestern | 27 |
| 0 | *Texas | 65 |
| 0 | Kansas State | 25 |
| 0 | *Iowa State | 0 |
| 6 | *Washington (Mo.) | 14 |
| 14 | Oklahoma | 6 |
| 6 | Nebraska | 19 |
| 6 | St. Louis | 21 |
| 0 | *Kansas | 7 |

1933 COACH FRANK CARIDEO

| | | |
|------------------------------|--------------------|----|
| Won 1, Lost 8, Tied 0 | | |
| 31 | *Central Methodist | 0 |
| 6 | *Kirksville | 26 |
| 0 | *Kansas State | 33 |
| 7 | St. Louis | 13 |
| 7 | Iowa State | 14 |
| 0 | *Nebraska | 26 |
| 0 | *Oklahoma | 21 |
| 7 | Washington (Mo.) | 33 |
| 0 | Kansas | 27 |

1934 COACH FRANK CARIDEO

| | | |
|------------------------------|-------------------|----|
| Won 0, Lost 8, Tied 1 | | |
| 0 | Colorado | 0 |
| 0 | *Iowa State | 13 |
| 0 | *St. Louis | 7 |
| 6 | Chicago | 19 |
| 0 | Oklahoma | 31 |
| 0 | Kansas State | 29 |
| 13 | *Washington (Mo.) | 40 |
| 6 | Nebraska | 13 |
| 0 | *Kansas | 20 |

1935 COACH DON FAUROT

| | | |
|------------------------------|------------------|----|
| Won 3, Lost 3, Tied 3 | | |
| 39 | *William Jewell | 0 |
| 0 | *Warrensburg | 0 |
| 20 | *Colorado | 6 |
| 6 | Iowa State | 6 |
| 6 | *Nebraska | 19 |
| 6 | *Oklahoma | 20 |
| 6 | Washington (Mo.) | 19 |
| 7 | *Kansas State | 7 |
| 0 | Kansas | 0 |

1936 COACH DON FAUROT

| | | |
|------------------------------|-------------------|----|
| Won 6, Lost 2, Tied 1 | | |
| 20 | *Cape Girardeau | 0 |
| 7 | Kansas State | 7 |
| 0 | Michigan State | 13 |
| 0 | *Iowa State | 0 |
| 0 | Nebraska | 20 |
| 13 | St. Louis | 7 |
| 21 | Oklahoma | 14 |
| 17 | *Washington (Mo.) | 10 |
| 19 | *Kansas | 3 |

1937 COACH DON FAUROT

| | | |
|------------------------------|------------------|----|
| Won 3, Lost 6, Tied 1 | | |
| 6 | Colorado | 14 |
| 14 | *Kansas State | 7 |
| 0 | *Michigan State | 2 |
| 0 | *Nebraska | 7 |
| 12 | Iowa State | 0 |
| 7 | St. Louis | 14 |
| 0 | *Oklahoma | 7 |
| 3 | Washington (Mo.) | 0 |
| 0 | Kansas | 0 |
| 0 | UCLA | 13 |

1938 COACH DON FAUROT

| | | |
|------------------------------|------------------|----|
| Won 6, Lost 3, Tied 0 | | |
| 14 | *Colorado | 7 |
| 13 | Kansas State | 21 |
| 13 | *Iowa State | 16 |
| 13 | Washington (Mo.) | 0 |
| 13 | Nebraska | 10 |
| 6 | *Michigan State | 0 |
| 0 | Oklahoma | 21 |
| 26 | St. Louis | 0 |
| 13 | *Kansas | 7 |

1939 COACH DON FAUROT

| | | |
|------------------------------|------------------|----|
| Won 8, Lost 2, Tied 0 | | |
| 30 | *Colorado | 0 |
| 0 | Ohio State | 19 |
| 14 | Washington (Mo.) | 0 |
| 9 | *Kansas State | 7 |
| 21 | Iowa State | 6 |
| 27 | *Nebraska | 13 |
| 20 | New York | 7 |
| 7 | *Oklahoma | 6 |
| 20 | Kansas | 0 |

Orange Bowl

| | | |
|------------------------------|--------------|----|
| 7 | Georgia Tech | 21 |
| 1940 COACH DON FAUROT | | |
| Won 6, Lost 3, Tied 0 | | |
| 40 | *St. Louis | 26 |
| 13 | Pittsburgh | 19 |
| 24 | Kansas State | 13 |
| 30 | *Iowa State | 14 |
| 7 | Nebraska | 20 |
| 33 | *New York | 0 |
| 21 | Colorado | 6 |
| 0 | Oklahoma | 6 |
| 45 | *Kansas | 20 |
| 1941 COACH DON FAUROT | | |
| Won 8, Lost 2, Tied 0 | | |
| 7 | Ohio State | 12 |

| | | |
|----|------------------------------------|----|
| 21 | *Colorado | 6 |
| 35 | *Kansas State | 0 |
| 39 | Iowa State | 13 |
| 6 | *Nebraska | 0 |
| 19 | Michigan State | 0 |
| 26 | New York | 0 |
| 28 | *Oklahoma | 0 |
| 45 | Kansas | 6 |
| | <i>Sugar Bowl</i> | |
| 0 | <i>Fordham</i> | 2 |
| | 1942 COACH DON FAUROT | |
| | Won 8, Lost 3, Tied 1 | |
| 31 | Fort Riley | 0 |
| 38 | *St. Louis | 7 |
| 26 | *Colorado | 13 |
| 9 | Wisconsin | 17 |
| 46 | Kansas State | 2 |
| 45 | *Iowa State | 6 |
| 0 | Great Lakes NTS | 17 |
| 26 | Nebraska | 6 |
| 6 | Oklahoma | 6 |
| 12 | Fordham | 20 |
| 42 | *Kansas | 13 |
| 7 | Iowa Navy Pre-Flight | 0 |
| | 1943 COACH CHAUNCEY SIMPSON | |
| | Won 3, Lost 5, Tied 0 | |
| 13 | Minnesota | 26 |
| 6 | Ohio State | 27 |
| 47 | *Kansas State | 14 |
| 6 | Iowa Navy Pre-Flight | 21 |
| 54 | *Nebraska | 20 |
| 25 | Iowa State | 7 |
| 13 | *Oklahoma | 20 |
| 6 | Kansas | 7 |
| | 1944 COACH CHAUNCEY SIMPSON | |
| | Won 3, Lost 5, Tied 2 | |
| 6 | Arkansas | 7 |
| 0 | Ohio State | 54 |
| 33 | Kansas State | 0 |
| 27 | Minnesota | 39 |
| 21 | *Iowa State | 21 |
| 20 | Nebraska | 24 |
| 13 | *Michigan State | 7 |
| 21 | Oklahoma | 21 |
| 7 | *Iowa Navy Pre-Flight | 51 |
| 28 | Kansas | 0 |
| | 1945 COACH CHAUNCEY SIMPSON | |
| | Won 6, Lost 4, Tied 0 | |
| 0 | Minnesota | 34 |
| 6 | Ohio State | 47 |
| 10 | Southern Methodist | 7 |
| 13 | Iowa State | 7 |
| 41 | *Kansas State | 7 |
| 19 | *Nebraska | 0 |
| 7 | Michigan State | 14 |
| 14 | *Oklahoma | 6 |
| 33 | Kansas | 12 |
| | <i>Cotton Bowl</i> | |
| 27 | Texas | 40 |
| | 1946 COACH DON FAUROT | |
| | Won 5, Lost 4, Tied 1 | |
| 0 | Texas | 42 |
| 13 | Ohio State | 13 |
| 19 | St. Louis | 14 |
| 26 | Kansas State | 0 |
| 33 | *Iowa State | 13 |
| 0 | *Southern Methodist | 17 |
| 21 | Nebraska | 20 |
| 21 | *Colorado | 0 |
| 6 | Oklahoma | 27 |
| 19 | *Kansas | 20 |
| | 1947 COACH DON FAUROT | |
| | Won 6, Lost 4, Tied 0 | |
| 19 | *St. Louis | 0 |
| 7 | Ohio State | 13 |
| 19 | Southern Methodist | 35 |
| 21 | Colorado | 0 |
| 47 | *Kansas State | 7 |
| 26 | *Iowa State | 7 |
| 47 | *Nebraska | 6 |
| 28 | Duke | 7 |
| 12 | *Oklahoma | 21 |
| 14 | Kansas | 20 |

| | | |
|----|---------------------------------|----|
| | 1948 COACH DON FAUROT | |
| | Won 8, Lost 3, Tied 0 | |
| 7 | Ohio State | 21 |
| 60 | St. Louis | 7 |
| 20 | *Southern Methodist | 14 |
| 0 | 35 Navy | 14 |
| 49 | *Iowa State | 7 |
| 49 | Kansas State | 7 |
| 7 | Oklahoma | 41 |
| 27 | *Colorado | 13 |
| 33 | Nebraska | 6 |
| 21 | *Kansas | 7 |
| | <i>Gator Bowl</i> | |
| 23 | Clemson | 24 |
| | 1949 COACH DON FAUROT | |
| | Won 7, Lost 4, Tied 0 | |
| 34 | Ohio State | 35 |
| 27 | Southern Methodist | 28 |
| 21 | *Oklahoma A & M | 7 |
| 27 | Illinois | 20 |
| 32 | Iowa State | 0 |
| 21 | *Nebraska | 20 |
| 20 | Colorado | 13 |
| 7 | *Oklahoma | 27 |
| 34 | Kansas | 28 |
| 34 | *Kansas State | 27 |
| | <i>Gator Bowl</i> | |
| 7 | Maryland | 20 |
| | 1950 COACH DON FAUROT | |
| | Won 4, Lost 5, Tied 1 | |
| 0 | Clemson | 34 |
| 0 | *Southern Methodist | 21 |
| 28 | Kansas State | 7 |
| 20 | *Iowa State | 20 |
| 27 | Oklahoma A & M | 0 |
| 34 | Nebraska | 40 |
| 21 | *Colorado | 19 |
| 7 | Oklahoma | 41 |
| 0 | 20 *Kansas | 6 |
| 9 | Miami (Fla.) | 27 |
| | 1951 COACH DON FAUROT | |
| | Won 3, Lost 7, Tied 0 | |
| 20 | Fordham | 34 |
| 27 | *Oklahoma A & M | 26 |
| 0 | Southern Methodist | 34 |
| 13 | Colorado | 34 |
| 14 | Iowa State | 21 |
| 35 | *Nebraska | 19 |
| 0 | Maryland | 35 |
| 20 | *Oklahoma | 34 |
| 12 | +*Kansas State | 14 |
| 28 | Kansas | 41 |
| | <i>+forfeit win to Missouri</i> | |
| | 1952 COACH DON FAUROT | |
| | Won 5, Lost 5, Tied 0 | |
| 10 | *Maryland | 13 |
| 14 | California | 28 |
| 26 | Kansas State | 0 |
| 7 | *Southern Methodist | 25 |
| 7 | Oklahoma A & M | 14 |
| 19 | *Iowa State | 0 |
| 10 | Nebraska | 6 |
| 27 | *Colorado | 7 |
| 7 | Oklahoma | 47 |
| 0 | 20 *Kansas | 19 |
| | 1953 COACH DON FAUROT | |
| | Won 6, Lost 4, Tied 0 | |
| 6 | *Maryland | 20 |
| 14 | *Purdue | 7 |
| 27 | Colorado | 16 |
| 7 | Southern Methodist | 20 |
| 6 | Iowa State | 13 |
| 23 | *Nebraska | 7 |
| 14 | Indiana | 7 |
| 7 | *Oklahoma | 14 |
| 16 | *Kansas State | 6 |
| 10 | Kansas | 6 |
| | 1954 COACH DON FAUROT | |
| | Won 4, Lost 5, Tied 1 | |
| 0 | Purdue | 31 |
| 35 | Kansas State | 7 |
| 6 | *Southern Methodist | 25 |
| 20 | *Indiana | 14 |

| | | |
|----|-------------------------------------|----|
| 32 | *Iowa State | 14 |
| 19 | Nebraska | 25 |
| 19 | *Colorado | 19 |
| 13 | Oklahoma | 34 |
| 41 | *Kansas | 18 |
| 13 | Maryland | 74 |
| | 1955 COACH DON FAUROT | |
| | Won 1, Lost 9, Tied 0 | |
| 12 | *Maryland | 13 |
| 7 | Michigan | 42 |
| 14 | *Utah | 20 |
| 6 | Southern Methodist | 13 |
| 14 | Iowa State | 20 |
| 12 | *Nebraska | 18 |
| 20 | Colorado | 12 |
| 0 | *Oklahoma | 10 |
| 0 | *Kansas State | 21 |
| 7 | Kansas | 13 |
| | 1956 COACH DON FAUROT | |
| | Won 4, Lost 5, Tied 1 | |
| 13 | *Oregon State | 19 |
| 7 | *Purdue | 16 |
| 25 | *Southern Methodist | 33 |
| 42 | *North Dakota State | 0 |
| 20 | Kansas State | 6 |
| 34 | *Iowa State | 0 |
| 14 | Nebraska | 15 |
| 14 | *Colorado | 14 |
| 14 | Oklahoma | 67 |
| 15 | *Kansas | 13 |
| | 1957 COACH FRANK BROYLES | |
| | Won 5, Lost 4, Tied 1 | |
| 7 | *Vanderbilt | 7 |
| 35 | *Arizona | 13 |
| 0 | *Texas A & M | 28 |
| 7 | Southern Methodist | 6 |
| 35 | Iowa State | 13 |
| 14 | *Nebraska | 13 |
| 9 | Colorado | 6 |
| 14 | Oklahoma | 39 |
| 21 | *Kansas State | 23 |
| 7 | Kansas | 9 |
| | 1958 COACH DAN DEVINE | |
| | Won 5, Lost 4, Tied 1 | |
| 8 | *Vanderbilt | 12 |
| 14 | *Idaho | 10 |
| 0 | Texas A & M | 12 |
| 19 | *Southern Methodist | 32 |
| 32 | Kansas State | 8 |
| 14 | *Iowa State | 6 |
| 31 | Nebraska | 0 |
| 33 | *Colorado | 9 |
| 0 | Oklahoma | 39 |
| 13 | *Kansas | 13 |
| | 1959 COACH DAN DEVINE | |
| | Won 6, Lost 5, Tied 0 | |
| 8 | *Penn State | 19 |
| 20 | Michigan | 15 |
| 14 | Iowa State | 0 |
| 2 | Southern Methodist | 23 |
| 0 | *Oklahoma | 23 |
| 9 | *Nebraska | 0 |
| 20 | Colorado | 21 |
| 13 | *Air Force | 0 |
| 26 | *Kansas State | 0 |
| 13 | Kansas | 9 |
| | <i>Orange Bowl</i> | |
| 0 | Georgia | 14 |
| | 1960 COACH DAN DEVINE | |
| | Won 11, Lost 0, Tied 0 | |
| 20 | *Southern Methodist | 0 |
| 28 | *Oklahoma State | 7 |
| 21 | Penn State | 8 |
| 34 | Air Force | 8 |
| 45 | Kansas State | 0 |
| 35 | *Iowa State | 8 |
| 28 | Nebraska | 0 |
| 16 | *Colorado | 6 |
| 41 | Oklahoma | 19 |
| 7 | +*Kansas | 23 |
| | <i>Orange Bowl</i> | |
| 21 | Navy | 14 |
| | <i>+forfeit awarded to Missouri</i> | |

1961 COACH DAN DEVINE

Won 7, Lost 2, Tied 1
28 *Washington State 6
6 Minnesota 0
14 *California 14
10 Oklahoma State 0
13 Iowa State 7
10 *Nebraska 0
6 Colorado 7
0 *Oklahoma 7
27 *Kansas State 9
10 Kansas 7

1962 COACH DAN DEVINE

Won 8, Lost 1, Tied 2
21 California 10
0 Minnesota 0
17 *Arizona 7
32 Kansas State 0
23 *Oklahoma State 6
21 Iowa State 6
16 Nebraska 7
57 *Colorado 0
0 Oklahoma 13
3 *Kansas 3

Bluebonnet Bowl

14 Georgia Tech 10

1963 COACH DAN DEVINE

Won 7, Lost 3, Tied 0
12 *Northwestern 23
7 Arkansas 6
24 Idaho 0
21 *Kansas State 11
28 Oklahoma State 6
7 Iowa State 0
12 *Nebraska 13
28 Colorado 7
3 *Oklahoma 13
9 Kansas 7

1964 COACH DAN DEVINE

Won 6, Lost 3, Tied 1
14 California 21
23 *Utah 6
7 *Oklahoma State 10
7 Kansas State 0
17 Air Force 7
10 Iowa State 0
0 Nebraska 9
16 Colorado 7
14 Oklahoma 14
34 *Kansas 14

1965 COACH DAN DEVINE

Won 8, Lost 2, Tied 1
0 Kentucky 7
13 Oklahoma State 0
17 Minnesota 6
28 *Kansas State 14
14 *UCLA 14
23 Iowa State 7
14 *Nebraska 16
20 Colorado 7
30 *Oklahoma 0
44 Kansas 20

Sugar Bowl

20 Florida 18

1966 COACH DAN DEVINE

Won 6, Lost 3, Tied 1
24 Minnesota 0
21 Illinois 14
15 UCLA 24
27 Kansas State 0
7 *Oklahoma State 0
10 Iowa State 10
0 Nebraska 35
0 Colorado 26
10 Oklahoma 7
7 *Kansas 0

1967 COACH DAN DEVINE

Won 7, Lost 3, Tied 0
21 *Southern Methodist 0
13 Northwestern 6
17 *Arizona 3
9 Colorado 23
23 Iowa State 7

0 *Oklahoma 7
7 Oklahoma State 0
28 *Kansas State 6
10 *Nebraska 7
6 Kansas 17

1968 COACH DEN DEVINE

Won 8, Lost 3, Tied 0
6 Kentucky 12
44 Illinois 0
7 *Army 3
27 *Colorado 14
16 Nebraska 14
56 Kansas State 20
42 *Oklahoma State 7
42 Iowa State 7
14 Oklahoma 28
19 *Kansas 21

Gator Bowl

35 Alabama 10

1969 COACH DAN DEVINE

Won 9, Lost 2, Tied 0
19 *Air Force 17
37 Illinois 6
40 Michigan 17
17 *Nebraska 7
31 *Oklahoma State 21
24 Colorado 31
41 *Kansas State 38
44 *Oklahoma 10
40 Iowa State 13
69 Kansas 21

Orange Bowl

3 Penn State 10

1970 COACH DAN DEVINE

Won 5, Lost 6, Tied 0
38 Baylor 0
34 *Minnesota 12
14 Air Force 37
40 Oklahoma State 20
7 Nebraska 21
7 *Notre Dame 24
30 *Colorado 16
13 Kansas State 17
13 Oklahoma 28
19 Iowa State 31
28 *Kansas 17

1971 COACH AL ONOFRIO

Won 1, Lost 10, Tied 0
0 *Stanford 19
6 Air Force 7
24 *Southern Methodist 12
6 Army 22
0 *Nebraska 36
16 *Oklahoma State 37
7 Colorado 27
12 *Kansas State 28
3 *Oklahoma 20
17 Iowa State 45
2 Kansas 7

1972 COACH AL ONOFRIO

Won 6, Lost 6, Tied 0
24 *Oregon 22
0 Baylor 27
34 California 27
16 Oklahoma State 17
0 Nebraska 62
30 Notre Dame 26
20 Colorado 17
31 Kansas State 14
6 Oklahoma 17
6 Iowa State 5
17 *Kansas 28

Fiesta Bowl

35 Arizona State 49

1973 COACH AL ONOFRIO

Won 8, Lost 4, Tied 0
17 Mississippi 0
31 Virginia 7
27 North Carolina 14
17 Southern Methodist 7
13 Nebraska 12
13 Oklahoma State 9
13 Colorado 17

*Kansas State 7
3 *Oklahoma 31
Iowa State 17
13 Kansas 14

Sun Bowl

34 Auburn 17

1974 COACH AL ONOFRIO

Won 7, Lost 4, Tied 0
0 Mississippi 10
28 Baylor 21
9 Arizona State 0
20 Wisconsin 59
21 Nebraska 10
7 Oklahoma State 31
30 Colorado 24
52 Kansas State 15
0 Oklahoma 37
10 Iowa State 7
27 *Kansas 3

1975 COACH AL ONOFRIO

Won 6, Lost 5, Tied 0
20 Alabama 7
30 Illinois 20
27 Wisconsin 21
7 Michigan 31
41 *Oklahoma State 14
20 Colorado 31
35 *Kansas State 3
7 Nebraska 30
4 Iowa State 14
27 Oklahoma 28
24 Kansas 42

1976 COACH AL ONOFRIO

Won 6, Lost 5, Tied 0
46 Southern California 25
6 Illinois 31
22 Ohio State 21
24 *North Carolina 3
28 Kansas State 21
17 Iowa State 21
34 Nebraska 24
19 Oklahoma State 20
16 Colorado 7
20 Oklahoma 27
14 *Kansas 41

1977 COACH AL ONOFRIO

Won 4, Lost 7, Tied 0
10 *Southern California 27
7 Illinois 11
21 California 28
15 Arizona State 0
0 Iowa State 7
17 *Oklahoma 21
28 *Kansas State 13
24 Colorado 14
10 Nebraska 21
41 *Oklahoma State 14
22 Kansas 24

1978 COACH WARREN POWERS

Won 8, Lost 4, Tied 0
3 Notre Dame 0
20 Alabama 38
45 Mississippi 14
23 Oklahoma 45
*Illinois 3
*Iowa State 13
56 Kansas State 14
27 Colorado 28
20 Oklahoma State 35
48 *Kansas 0
35 Nebraska 31

Liberty Bowl

20 Louisiana State 15

1979 COACH WARREN POWERS

Won 7, Lost 5, Tied 0
45 *San Diego State 15
14 Illinois 6
33 Mississippi 7
0 Texas 21
13 Oklahoma State 14
13 Colorado 7
3 *Kansas State 19
20 *Nebraska 23

| | | |
|---------------------------------|-----------------------------|----|
| 18 | Iowa State | 9 |
| 22 | *Oklahoma | 24 |
| 55 | Kansas | 7 |
| <i>Hall of Fame Bowl</i> | | |
| 24 | <i>South Carolina</i> | 14 |
| 1980 COACH WARREN POWERS | | |
| <i>Won 8, Lost 4, Tied 0</i> | | |
| 47 | *New Mexico | 16 |
| 52 | *Illinois | 7 |
| 31 | San Diego State | 7 |
| 21 | *Penn State | 29 |
| 30 | Oklahoma State | 7 |
| 45 | *Colorado | 7 |
| 13 | Kansas State | 3 |
| 16 | Nebraska | 38 |
| 14 | *Iowa State | 10 |
| 7 | Oklahoma | 17 |
| 31 | *Kansas | 6 |
| <i>Liberty Bowl</i> | | |
| 25 | <i>Purdue</i> | 28 |
| 1981 COACH WARREN POWERS | | |
| <i>Won 8, Lost 4, Tied 0</i> | | |
| 24 | *Army | 10 |
| 42 | *Rice | 10 |
| 34 | *Louisville | 3 |
| 14 | Mississippi State | 3 |
| 58 | *Kansas State | 13 |
| 13 | Iowa State | 34 |
| 0 | *Nebraska | 6 |
| 12 | *Oklahoma State | 16 |
| 30 | Colorado | 14 |
| 19 | *Oklahoma | 14 |
| 11 | Kansas | 19 |
| <i>Tangerine Bowl</i> | | |
| 19 | <i>Southern Mississippi</i> | 17 |
| 1982 COACH WARREN POWERS | | |
| <i>Won 5, Lost 4, Tied 2</i> | | |
| 28 | *Colorado State | 14 |
| 23 | *Army | 10 |
| 0 | Texas | 21 |
| 28 | *East Carolina | 9 |
| 7 | Kansas State | 7 |
| 17 | *Iowa State | 17 |
| 19 | Nebraska | 23 |
| 20 | Oklahoma State | 30 |
| 35 | *Colorado | 14 |
| 14 | Oklahoma | 41 |
| 16 | *Kansas | 10 |

| | | |
|------------------------------------|--------------------|----|
| 1983 COACH WARREN POWERS | | |
| <i>Won 7, Lost 5, Tied 0</i> | | |
| 28 | *Illinois | 18 |
| 20 | Wisconsin | 21 |
| 17 | *Utah State | 10 |
| 6 | *East Carolina | 13 |
| 59 | Colorado | 20 |
| 13 | *Nebraska | 34 |
| 38 | *Kansas State | 0 |
| 41 | Iowa State | 18 |
| 10 | *Oklahoma | 0 |
| 16 | *Oklahoma State | 10 |
| 27 | Kansas | 37 |
| <i>Holiday Bowl</i> | | |
| 17 | <i>BYU</i> | 21 |
| 1984 COACH WARREN POWERS | | |
| <i>Won 3, Lost 7, Tied 1</i> | | |
| 24 | Illinois | 30 |
| 34 | *Wisconsin | 35 |
| 47 | *Mississippi State | 30 |
| 14 | *Notre Dame | 16 |
| 52 | *Colorado | 7 |
| 23 | Nebraska | 33 |
| 61 | Kansas State | 21 |
| 14 | *Iowa State | 14 |
| 7 | Oklahoma | 49 |
| 13 | Oklahoma State | 31 |
| 21 | *Kansas | 35 |
| 1985 COACH WOODY WIDENHOFER | | |
| <i>Won 1, Lost 10, Tied 0</i> | | |
| 23 | *Northwestern | 27 |
| 17 | Texas | 21 |
| 17 | *Indiana | 36 |
| 32 | *California | 39 |
| 7 | Colorado | 38 |
| 20 | *Nebraska | 28 |
| 17 | *Kansas State | 20 |
| 28 | Iowa State | 27 |
| 6 | *Oklahoma | 51 |
| 19 | *Oklahoma State | 21 |
| 20 | Kansas | 34 |
| 1986 COACH WOODY WIDENHOFER | | |
| <i>Won 3, Lost 8, Tied 0</i> | | |
| 24 | *Utah State | 10 |
| 25 | *Texas | 27 |
| 24 | *Indiana | 41 |
| 9 | Syracuse | 41 |
| 12 | *Colorado | 17 |

| | | |
|------------------------------------|-----------------|----|
| 17 | Nebraska | 48 |
| 17 | Kansas State | 6 |
| 14 | *Iowa State | 37 |
| 0 | Oklahoma | 77 |
| 48 | *Kansas | 0 |
| 6 | Oklahoma State | 10 |
| 1987 COACH WOODY WIDENHOFER | | |
| <i>Won 5, Lost 6, Tied 0</i> | | |
| 23 | *Baylor | 18 |
| 28 | *Northwestern | 3 |
| 0 | Indiana | 20 |
| 10 | *Syracuse | 24 |
| 34 | *Kansas State | 10 |
| 42 | Iowa State | 17 |
| 20 | *Oklahoma State | 24 |
| 7 | *Nebraska | 42 |
| 10 | Colorado | 27 |
| 13 | Oklahoma | 17 |
| 19 | *Kansas | 7 |
| 1988 COACH WOODY WIDENHOFER | | |
| <i>Won 3, Lost 7, Tied 1</i> | | |
| 35 | *Utah State | 21 |
| 7 | *Houston | 31 |
| 28 | *Indiana | 28 |
| 0 | Miami (Fla.) | 55 |
| 52 | Kansas State | 21 |
| 3 | *Iowa State | 21 |
| 21 | Oklahoma State | 49 |
| 18 | Nebraska | 26 |
| 8 | *Colorado | 45 |
| 7 | *Oklahoma | 16 |
| 55 | Kansas | 17 |
| 1989 COACH BOB STULL | | |
| <i>Won 2, Lost 9, Tied 0</i> | | |
| 14 | *TCU | 10 |
| 7 | Indiana | 24 |
| 7 | *Miami (Fla.) | 38 |
| 3 | Arizona State | 19 |
| 3 | Colorado | 49 |
| 7 | *Nebraska | 50 |
| 21 | Kansas State | 9 |
| 30 | *Oklahoma State | 31 |
| 14 | Oklahoma | 52 |
| 21 | *Iowa State | 35 |
| 44 | *Kansas | 46 |

MISSOURI ASSISTANT COACHES

(Since 1935)
 Jim Anderson, 1972-74
 Wright Anderson, 1985-88
 Russ Ball, 1982-88
 Dick Beechner, 1978-81
 Larry Beighton, 1983-84
 Phil Bengston, 1935-39
 Huston Betty, 1940-56
 Tim Billings, 1988
 Herb Bunker, 1937-45
 Michael Church, 1989-present
 Jerry Claiborne, 1957
 Charlie Coe, 1985-88
 Clay Cooper, 1947-75
 Charles Cowdrey, 1969-76
 Ed Dissinger, 1971-75
 Jim Donnan, 1981-84
 Rollie Dotsch, 1962-65
 Jim Elam, 1984
 John Faiman, 1978-82
 Kevin Faulkner, 1989-present
 Ken Flajole, 1989-present
 Tom Fletcher, 1958-65
 Bob Fraia, 1966-71
 Prentice Gautt, 1968-74
 Merrill Green, 1957
 Mark Heydorff, 1978-84
 Larry Hoefler, 1989-present
 Dick Jamieson, 1972-77

Merv Johnson, 1960-61
 Curtis Jones, 1975-77
 John Kadlec, 1953-59, 1966-77
 Dirk Koetter, 1989-present
 Tony Kopay, 1975
 Hank Kuhlmann, 1963-71
 Mo Latimore, 1989-present
 Don Lawrence, 1976-77
 Jim Mackenzie, 1957
 Charles Mackey, 1962-65
 Robert Maddock, 1950-51
 Bill McConnell, 1985-87
 Dave McGinnis, 1976-77
 Jim McKinley, 1985-87
 Bill Meyers, 1985-86
 Steve Miller, 1982-88
 Mike Nelson, 1985-86
 Frank Novak, 1988
 Al Onofrio, 1958-70*
 Chip Powell, 1983-84
 Mike Price, 1978-80
 Vic Rapp, 1967-71
 Dennis Raetz, 1977
 Charles Rash, 1959-61
 Dave Redding, 1978-81
 Carl Reese, 1977-82, 1987-88
 Andy Reid, 1989-present
 Charlie Sadler, 1983
 Dale Samuels, 1955

Merle Schlosser, 1955-56
 Steve Schottel, 1983-84
 John Simmons, 1937-56
 Chauncey Simpson, 1934-54*
 Harry Smith, 1941, 1952-66
 Ron Snyder, 1971-74
 Tony Steponovich, 1975-77
 Steve Telander, 1989-present
 Bill Thornton, 1978-82
 Vince Tobin, 1968-76
 Dave Toub, 1989-present
 Mike Wade, 1983-88
 Mike Ward, 1989-present
 Bob Warmack, 1972-74
 Doug Weaver, 1958-59
 Keith Weber, 1966-68
 George Wheeler, 1978-82, 1987-88
 Mike Wynn, 1983-84
 Zaven Yaralian, 1978-82
 Ray Zingler, 1985-88

* also served as MU head coach

Future Schedules

1991

Sept. 14 Illinois
Sept. 21 at Baylor
Sept. 28 Indiana
Oct. 5 Memphis State
Oct. 12 at Colorado
Oct. 19 Oklahoma State
Oct. 26 at Nebraska
Nov. 2 Iowa State
Nov. 9 Oklahoma
Nov. 16 at Kansas State
Nov. 23 at Kansas

1994

Sept. 10 at Illinois
Sept. 17 at Houston
Sept. 24 Marshall
Oct. 1 Florida State
Oct. 8 Colorado
Oct. 15 at Oklahoma State
Oct. 22 Nebraska
Oct. 29 at Iowa State
Nov. 5 at Oklahoma
Nov. 12 Kansas State
Nov. 19 Kansas
Nov. 26 at Hawaii

1992

Sept. 12 at Illinois
Sept. 19 Texas A&M
Sept. 26 at Indiana
Oct. 3 Marshall
Oct. 10 Colorado
Oct. 17 at Oklahoma State
Oct. 24 Nebraska
Oct. 31 at Iowa State
Nov. 7 at Oklahoma
Nov. 14 Kansas State
Nov. 21 Kansas

1995

Sept. 2 Texas Tech
Sept. 9 Bowling Green
Sept. 16 Florida State
Sept. 23 Clemson
Sept. 30 Open
Oct. 7 at Kansas State
Oct. 14 Oklahoma State
Oct. 21 Oklahoma
Oct. 28 at Nebraska
Nov. 4 Iowa State
Nov. 11 at Colorado
Nov. 18 at Kansas

1993

Sept. 11 Illinois
Sept. 18 at Texas A&M
Sept. 25 TBA
Oct. 2 at Florida State
Oct. 9 at Colorado
Oct. 16 Oklahoma State
Oct. 23 at Nebraska
Oct. 30 Iowa State
Nov. 6 Oklahoma
Nov. 13 at Kansas State
Nov. 20 at Kansas

1996

Sept. 7 Texas Tech
Sept. 14 Toledo
Sept. 21 at Clemson
Sept. 28 at Florida State
Oct. 5 Open
Oct. 12 Colorado
Oct. 19 at Oklahoma State
Oct. 26 Nebraska
Nov. 2 at Iowa State
Nov. 9 at Oklahoma
Nov. 16 Kansas State
Nov. 23 Kansas

SELECTED NON-CONFERENCE OPPONENTS

1997

Sept. 13 Clemson
Sept. 20 at Washington
Sept. 27 Ohio State
Oct. 4 Toledo

1998

Sept. 5 Bowling Green
Sept. 12 at Clemson
Sept. 19 at Ohio State
Sept. 26 Washington

1999

Sept. 11 at Arkansas

2000

Sept. 9 Arkansas
Sept. 16 Michigan State
Sept. 23 at Memphis State

2001

Sept. 8 UCLA
Sept. 15 at Michigan State

2002


Sept. 7 at UCLA
Sept. 14 Michigan State

2003

Sept. 13 at Michigan State

Big Eight Conference

The Big Eight Conference is America's oldest such organization, composed entirely of state institutions. The league was founded on Jan 12, 1907, when Kansas, Missouri, Nebraska, Iowa and Washington University of St. Louis, met to form what was then known as the Missouri Valley Intercollegiate Athletic Association.



Carl James

That title was dropped in favor of the current Big Eight label in 1964, although along the way the conference was known as the Big Six and Big Seven. Of the other current members, Iowa State joined in 1908, Kansas State entered in 1913, Colorado joined in 1947, and Oklahoma State has been a member twice — from 1925 to 1928, the rejoined permanently in 1957.

This fall, the conference that has won eight national football championships, will decide its league title for the 84th time.

Commissioner Carl James, former Duke and Maryland athletic director, took charge of the conference administration on July 1, 1980. In his second year as supervisor of football officials is John McClintock, a longtime Big Eight official.

Big Eight Conference
Stilwell Building
104 W. Ninth, Suite 408
Kansas City, MO 64105
(816) 471-5088
FAX (816) 471-4601

NCAA TEAM CHAMPIONSHIPS BY CONFERENCES (MEN)

| | |
|-----------------------|-----|
| Pacific 10 | 193 |
| Big Ten | 136 |
| Big Eight | 91 |
| Ivy League | 67 |
| SWC | 42 |
| WAC | 34 |
| Atlantic-10 | 25 |
| SEC | 23 |
| ACC | 20 |
| Big East | 18 |

NCAA TEAM CHAMPIONSHIPS BY BIG EIGHT SCHOOLS

| | |
|--------------------------|----|
| Oklahoma State | 39 |
| Oklahoma | 16 |
| Iowa State | 12 |
| Kansas | 9 |
| Nebraska | 9 |
| Missouri | 2 |

BIG EIGHT NATIONAL CHAMPIONSHIPS

| | |
|---|----|
| Baseball | 3 |
| Basketball | 4 |
| Cross Country | 3 |
| Football (wire service polls) | 8 |
| Golf | 7 |
| Gymnastics | 12 |
| Track - Indoor | 4 |
| Track - Outdoor | 3 |
| Wrestling | 43 |

Commissioner: Carl C. James
Associate Commissioner: Prentice Gault
Assistant Commissioner: Tim Allen
Service Bureau Director: Jeff Bollig
Asst. Service Bureau Director: Deb Nelson
Supervisor, Football Officials: John McClintock
Director of Basketball Operations: John Erickson
Director of Championships: Julie Ferguson



Conference Champions

MISSOURI VALLEY

| Year | Team | W-L-T | Coach | Mizzou Rec. | Mizzou Wire Rating |
|------|---------------------------------|-------|-----------------|-------------|--------------------|
| 1907 | Iowa | 1-0-0 | Mark Catlin | 1-2-0 (4) | N/A |
| | Nebraska | 1-0-0 | W. C. Cole | | |
| 1908 | Kansas | 4-0-0 | A. R. Kennedy | 3-2-0 (4) | N/A |
| 1909 | MISSOURI | 4-0-1 | William Roper | same | N/A |
| 1910 | Nebraska | 2-0-0 | W. C. Cole | 2-1-1 (3) | N/A |
| 1911 | Iowa State | 2-0-1 | Clyde Williams | 0-2-2 (5) | N/A |
| | Nebraska | 2-0-1 | E. O. Stiehm | | |
| 1912 | Iowa State | 2-0-0 | Clyde Williams | 2-3-0 (4) | N/A |
| | Nebraska | 2-0-0 | E. O. Stiehm | | |
| 1913 | MISSOURI | 4-0-0 | Chester Brewer | same | N/A |
| | Nebraska | 4-0-0 | E. O. Stiehm | | |
| 1914 | Nebraska | 3-0-0 | E. O. Stiehm | 4-1-0 (2) | N/A |
| 1915 | Nebraska | 4-0-0 | E. O. Stiehm | 1-3-1 (5) | N/A |
| 1916 | Nebraska | 3-1-0 | E. J. Stewart | 3-1-1 (2) | N/A |
| 1917 | Nebraska | 2-0-0 | E. J. Stewart | 2-4-0 (5) | N/A |
| 1918 | No standings due to World War I | | | | |
| 1919 | MISSOURI | 4-0-1 | John E. Miller | same | N/A |
| 1920 | Oklahoma | 4-0-1 | Bennie Owen | 5-1-0 (2) | N/A |
| 1921 | Nebraska | 3-0-0 | Fred T. Dawson | 4-2-0 (2t) | N/A |
| 1922 | Nebraska | 5-0-2 | Fred T. Dawson | 4-3-0 (4) | N/A |
| 1923 | Nebraska | 3-0-2 | Fred T. Dawson | 1-3-2 (8) | N/A |
| 1924 | MISSOURI | 5-1-0 | Gwinn Henry | same | N/A |
| 1925 | MISSOURI | 5-1-0 | Gwinn Henry | same | N/A |
| 1926 | Oklahoma A&M | 3-0-1 | John Maulbetsch | 3-1-1 (3t) | N/A |
| 1927 | MISSOURI | 5-1-0 | Gwinn Henry | same | N/A |

BIG SIX

| | | | | | |
|------|--------------|-------|------------------|------------|-------|
| 1928 | Nebraska | 5-0-0 | Ernie Bearg | 3-2-0 (2t) | N/A |
| 1929 | Nebraska | 3-0-2 | D. X. Bible | 3-1-1 (2) | N/A |
| 1930 | Kansas | 4-1-0 | H. W. Hargiss | 1-2-2 (5) | N/A |
| 1931 | Nebraska | 5-0-0 | D. X. Bible | 1-4-0 (5t) | N/A |
| 1932 | Nebraska | 5-0-0 | D. X. Bible | 1-3-1 (5) | N/A |
| 1933 | Nebraska | 5-0-0 | D. X. Bible | 0-5-0 (6) | N/A |
| 1934 | Kansas State | 5-0-0 | Lynn Waldorf | 0-5-0 (6) | N/A |
| 1935 | Nebraska | 4-0-1 | D. X. Bible | 0-2-3 (6) | N/A |
| 1936 | Nebraska | 5-0-0 | D. X. Bible | 3-1-1 (2) | — |
| 1937 | Nebraska | 3-0-2 | Bill Jones | 2-2-1 (4) | — |
| 1938 | Oklahoma | 5-0-0 | Tom Stidham | 2-3-0 (3t) | — |
| 1939 | MISSOURI | 5-0-0 | Don Faurot | same | 6, AP |
| 1940 | Nebraska | 5-0-0 | Biff Jones | 3-2-0 (3) | — |
| 1941 | MISSOURI | 5-0-0 | Don Faurot | same | 7, AP |
| 1942 | MISSOURI | 4-0-1 | Don Faurot | same | — |
| 1943 | Oklahoma | 5-0-0 | Dewey Luster | 3-2-0 (2t) | — |
| 1944 | Oklahoma | 4-0-1 | Dewey Luster | 2-1-2 (3) | — |
| 1945 | MISSOURI | 5-0-0 | Chauncey Simpson | same | — |
| 1946 | Kansas | 4-1-0 | George Sauer | 3-2-0 (3t) | — |
| | Oklahoma | 4-1-0 | Jim Tatum | | |
| 1947 | Kansas | 4-0-1 | George Sauer | 3-2-0 (3) | — |
| | Oklahoma | 4-0-1 | Bud Wilkinson | | |

BIG SEVEN

| | | | | | |
|------|----------|-------|---------------|------------|---|
| 1948 | Oklahoma | 5-0-0 | Bud Wilkinson | 5-1-0 (2) | — |
| 1949 | Oklahoma | 5-0-0 | Bud Wilkinson | 5-1-0 (2) | — |
| 1950 | Oklahoma | 6-0-0 | Bud Wilkinson | 3-2-1 (3) | — |
| 1951 | Oklahoma | 6-0-0 | Bud Wilkinson | 2-4-0 (4t) | — |
| 1952 | Oklahoma | 5-0-1 | Bud Wilkinson | 5-1-0 (2) | — |
| 1953 | Oklahoma | 6-0-0 | Bud Wilkinson | 4-2-0 (2t) | — |
| 1954 | Oklahoma | 6-0-0 | Bud Wilkinson | 3-2-1 (3t) | — |
| 1955 | Oklahoma | 6-0-0 | Bud Wilkinson | 1-5-0 (7) | — |
| 1956 | Oklahoma | 6-0-0 | Bud Wilkinson | 3-2-1 (3) | — |
| 1957 | Oklahoma | 6-0-0 | Bud Wilkinson | 3-3-0 (3t) | — |

BIG EIGHT

| | | | | | |
|------|----------------|-------|------------------|------------|-----------------|
| 1958 | Oklahoma | 6-0-0 | Bud Wilkinson | 4-1-1 (2) | — |
| 1959 | Oklahoma | 7-1-0 | Bud Wilkinson | 4-2-1 (2) | 20, UPI |
| 1960 | MISSOURI | 7-0-0 | Dan Devine | same | 4, UPI; 5, AP |
| 1961 | Colorado | 7-0-0 | Sonny Grandelius | 5-2-0 (2t) | 11, UPI |
| 1962 | Oklahoma | 7-0-0 | Bud Wilkinson | 5-1-1 (2) | 12, UPI |
| 1963 | Nebraska | 7-0-0 | Bob Devaney | 5-2-0 (3) | 16, UPI |
| 1964 | Nebraska | 6-1-0 | Bob Devaney | 4-2-1 (4) | 18, UPI |
| 1965 | Nebraska | 7-0-0 | Bob Devaney | 6-1-0 (2) | 6, AP & UPI |
| 1966 | Nebraska | 6-1-0 | Bob Devaney | 4-2-1 (3t) | — |
| 1967 | Oklahoma | 7-0-0 | Chuck Fairbanks | 4-3-0 (4) | — |
| 1968 | Kansas | 6-1-0 | Pepper Rogers | 5-2-0 (3) | 9, AP |
| | Oklahoma | 6-1-0 | Chuck Fairbanks | | |
| 1969 | MISSOURI | 6-1-0 | Dan Devine | same | 6, UPI; 7, AP |
| | Nebraska | 6-1-0 | Bob Devaney | | |
| 1970 | Nebraska | 7-0-0 | Bob Devaney | 3-4-0 (4t) | — |
| 1971 | Nebraska | 7-0-0 | Bob Devaney | 0-7-0 (8) | — |
| 1972 | Nebraska | 5-1-1 | Bob Devaney | 4-3-0 (3t) | — |
| 1973 | Oklahoma | 7-0-0 | Barry Switzer | 3-4-0 (5) | 17, AP |
| 1974 | Oklahoma | 7-0-0 | Barry Switzer | 5-2-0 (2t) | — |
| 1975 | Nebraska | 6-1-0 | Tom Osborne | 3-4-0 (5t) | — |
| | Oklahoma | 6-1-0 | Barry Switzer | | |
| 1976 | Oklahoma State | 5-2-0 | Jim Stanley | 3-4-0 (6t) | — |
| | Colorado | 5-2-0 | Bill Mallory | | |
| | Oklahoma | 5-2-0 | Barry Switzer | | |
| 1977 | Oklahoma | 7-0-0 | Barry Switzer | 3-4-0 (5) | — |
| 1978 | Nebraska | 6-1-0 | Tom Osborne | 4-3-0 (3t) | 14, UPI; 15, AP |
| | Oklahoma | 6-1-0 | Barry Switzer | | |
| 1979 | Oklahoma | 7-0-0 | Barry Switzer | 3-4-0 (4) | 20, UPI |
| 1980 | Oklahoma | 7-0-0 | Barry Switzer | 5-2-0 (3) | — |
| 1981 | Nebraska | 7-0-0 | Tom Osborne | 3-4-0 (5) | 19, AP; 20, UPI |
| 1982 | Nebraska | 7-0-0 | Tom Osborne | 2-3-2 (5) | — |
| 1983 | Nebraska | 7-0-0 | Tom Osborne | 5-2-0 (2) | — |
| 1984 | Nebraska | 6-1-0 | Tom Osborne | 2-4-1 (5t) | — |
| | Oklahoma | 6-1-0 | Barry Switzer | | |
| 1985 | Oklahoma | 7-0-0 | Barry Switzer | 1-6-0 (7t) | — |
| 1986 | Oklahoma | 7-0-0 | Barry Switzer | 2-5-0 (6) | — |
| 1987 | Oklahoma | 7-0-0 | Barry Switzer | 3-4-0 (5) | — |
| 1988 | Nebraska | 7-0-0 | Tom Osborne | 2-5-0 (6) | — |
| 1989 | Colorado | 7-0-0 | Bill McCartney | 1-6-0 (7) | — |

Faurot Field

The storied history of Faurot Field combines the best of old and new. While the block "M" celebrates 64 years of overseeing Mizzou football history from above the north end zone, the Omniturf playing surface welcomes its sixth class to the synthetic stadium floor.

Omniturf, a product of Sportec International, consists of one-inch polypropylene fibers, a sand mixture filled to within ¼-inch of the fiber top, and a ¾-inch thick porous rubber pad. An asphalt sub-base was also installed at Mizzou to enhance greater shock absorption and drainage. The installation took place just prior to the 1985 season.

Ironically, Faurot Field (nee Memorial Stadium) has had an artificial surface once before—for it's very first game in 1926. Construction of the sunken stadium seating 25,000 spectators went down to the wire in the fall of '26—with the heaviest September rainfall in 35 years contributing to the delay.

Time ran out before the playing surface could be sodded for the Oct. 2, opener with Tulane. Constant rains washed out a bridge east of Columbia, and though repaired in time, slightly more than 10,000 drenched fans showed up for opening ceremonies.

Without sod, sawdust and tanbark were spread on the field as an alternative, and the Tigers and the Green Wave played to a "scoreless-mudpie tie," Bob Broeg wrote in his book, *Ol' Mizzou: A Story of Missouri Football*.

The stadium, built at a cost of \$350,000, was the product of Coach Gwinn Henry's championship seasons of 1924-25, and the vision of athletic director Chester L. Brewer. It is carved out of a "sizeable natural valley that lay between twin bluffs south of the University," chronicled Broeg, longtime sports editor of the *St. Louis Post-Dispatch* and unofficial historian of Missouri football.

Though the seating capacity is listed at 62,000, crowds in excess of 75,000 have seen the Tigers play in Columbia—against Texas in 1979, and Penn State in 1980.

Coach Don Faurot's powerhouse Split "T" teams in the late '30s and '40s helped pay off the stadium bonds—along with Faurot's brave scheduling of Ohio State for nine straight years at Columbus, and big paydays from games with New York U. and Fordham back east.

Peak attendance in the Tigers' single-tiered football arena was 30,832 who crammed into temporary bleachers and sat on the hillside to watch Faurot's team upset SMU, 20-14, in 1948.

A year later, the stadium underwent its first facelift—with the addition of sections in the center of the west side, boosting the number of rows from 40 to 78. Those piecemeal additions continued sporadically until the summer of 1965—when the final two sections on the southeast corner were completed in the two-tiered horseshoe.

The current press box and VIP lounge was added by private subscription atop the west side in 1968. The south end was enclosed with 10,800 permanent seats in 1978, and in 1984, an expanded, glassed VIP lounge and a renovated press level were completed.

The stadium adopted a new name in the 1972—Faurot

Field—in honor of the legendary Mizzou football coach and athletic director whose teams and administrative leadership helped mightily to pay off the mortgage. As a matter of fact, Faurot—a graduate of 1926—helped lay the stadium's sod, now removed in favor of an artificial surface that won't bring back any memories of that soggy sawdust and tanbark mixture used for the stadium's first game.

FACTS AND FIGURES

MU IN MEMORIAL STADIUM/FAUROT FIELD

Record: 182-118-18 (41 winning seasons, 15 losing seasons, 8 tied)

Most Consecutive Winning Seasons: 6, 1938-43

Most Games, Season: 7, 1956 (3-3-1), 1981 (5-2), 1983 (5-2), 1985 (0-7), 1987 (4-3)

Most Wins, Season: 5, 1960 (5-0), 1969 (5-0), 1974 (5-0), 1980 (5-1), 1981 (5-2), 1982 (5-0-1), 1983 (5-2)

Most Losses, Season: 7, 1985 (0-7)

Most Consecutive Wins: 20, 1938-43

Longest Unbeaten Streak: 20, 1938-43

Most Consecutive Losses: 8, 1984-85

Undefeated Seasons: 14, 1926 (3-0-2), 1927 (3-0), 1936 (4-0), 1939 (4-0), 1940 (4-0), 1941 (4-0), 1942 (4-0), 1945 (3-0), 1948 (4-0), 1960 (5-0), 1962 (4-0-1), 1969 (5-0), 1974 (5-0), 1982 (5-0-1)

Winless Seasons: 4, 1932 (0-3-1), 1934 (0-4), 1955 (0-5), 1985 (0-7)

Record on Omniturf (since 1985): 8-23-1

MILESTONE WINS

1st — MU 7, Iowa State 3, Oct. 23, 1926

50th — MU 33, Iowa State 13, Oct. 19, 1946

100th — MU 24, Idaho 0, Oct. 5, 1963

150th — MU 26, Iowa State 13, Oct. 14, 1978

LARGEST CROWDS IN MEMORIAL STADIUM

| ATT | OPP | DATE | RESULT |
|--------|------------|----------------|-----------------|
| 75,298 | Penn State | Oct. 4, 1980 | PSU, 29-20 |
| 75,138 | Texas | Sept. 29, 1979 | Texas, 21-0 |
| 74,575 | Nebraska | Nov. 3, 1979 | Nebraska, 23-20 |
| 73,655 | Alabama | Sept. 16, 1978 | 'Bama, 39-20 |
| 72,348 | Nebraska | Oct. 15, 1983 | Nebraska, 34-13 |
| 72,333 | Colorado | Oct. 18, 1980 | MU, 45-7 |
| 72,001 | Nebraska | Oct. 24, 1981 | Nebraska, 6-0 |
| 71,291 | Oklahoma | Nov. 17, 1979 | Oklahoma, 24-22 |
| 71,096 | Colorado | Oct. 28, 1978 | Colorado, 28-27 |
| 70,915 | Notre Dame | Sept. 26, 1984 | ND, 16-14 |



Missouri's last crowd of over 70,000 fans was against Notre Dame in 1984, when 70,915 saw the Irish hold off a Tiger rally to win, 16-14.

MISSOURI ATTENDANCE RECORDS

| Year | Home Games | Home Att. | Average | Year | Home Games | Home Att. | Average | Year | Home Games | Home Att. | Average |
|------|------------|-----------|---------|------|------------|-----------|---------|------|------------|-----------|---------|
| 1928 | 4 | 45,000 | 11,250 | 1949 | 4 | 114,652 | 28,663 | 1970 | 5 | 292,960 | 58,592 |
| 1929 | 4 | 44,000 | 11,000 | 1950 | 5 | 142,000 | 28,400 | 1971 | 6 | 317,876 | 52,979 |
| 1930 | 4 | 43,000 | 10,750 | 1951 | 5 | 103,071 | 20,614 | 1972 | 6 | 275,236 | 45,873 |
| 1931 | 3 | 19,500 | 6,500 | 1952 | 5 | 111,096 | 22,219 | 1973 | 6 | 340,293 | 56,716 |
| 1932 | 4 | 34,000 | 8,500 | 1953 | 5 | 119,474 | 23,895 | 1974 | 5 | 269,380 | 53,876 |
| 1933 | 5 | 32,000 | 6,400 | 1954 | 5 | 125,530 | 25,106 | 1975 | 5 | 322,977 | 64,595 |
| 1934 | 4 | 33,500 | 8,375 | 1955 | 5 | 122,170 | 24,434 | 1976 | 5 | 318,042 | 63,608 |
| 1935 | 6 | 41,222 | 6,870 | 1956 | 6 | 139,674 | 23,279 | 1977 | 6 | 372,455 | 62,076 |
| 1936 | 4 | 43,500 | 10,875 | 1957 | 5 | 138,762 | 27,752 | 1978 | 6 | 394,469 | 65,745 |
| 1937 | 4 | 48,500 | 12,125 | 1958 | 6 | 162,054 | 27,009 | 1979 | 6 | 419,202 | 69,867 |
| 1938 | 4 | 43,000 | 10,750 | 1959 | 5 | 138,000 | 27,600 | 1980 | 6 | 405,611 | 67,602 |
| 1939 | 4 | 62,500 | 15,625 | 1960 | 5 | 165,500 | 33,100 | 1981 | 7 | 432,511 | 61,787 |
| 1940 | 4 | 58,000 | 14,500 | 1961 | 5 | 201,800 | 40,360 | 1982 | 6 | 313,582 | 52,097 |
| 1941 | 4 | 63,000 | 15,750 | 1962 | 5 | 208,200 | 41,640 | 1983 | 7 | 364,203 | 52,029 |
| 1942 | 4 | 25,855* | 6,471 | 1963 | 5 | 226,297 | 45,259 | 1984 | 6 | 286,737 | 47,790 |
| 1943 | 3 | 17,000 | 5,667 | 1964 | 5 | 227,140 | 45,428 | 1985 | 7 | 329,897 | 47,129 |
| 1944 | 3 | 12,900 | 4,300 | 1965 | 5 | 246,843 | 49,297 | 1986 | 6 | 234,584 | 39,097 |
| 1945 | 3 | 42,500 | 14,167 | 1966 | 5 | 259,200 | 51,840 | 1987 | 7 | 276,670 | 39,524 |
| 1946 | 4 | 70,000 | 17,500 | 1967 | 5 | 258,436 | 51,687 | 1988 | 6 | 233,413 | 38,903 |
| 1947 | 4 | 85,500 | 21,375 | 1968 | 5 | 275,481 | 55,096 | 1989 | 6 | 251,344 | 41,891 |
| 1948 | 4 | 107,392 | 26,848 | 1969 | 5 | 287,500 | 57,500 | | | | |

The University of Missouri

As the choice of Missouri's best and brightest, Mizzou will be the teaching, research, and service leader for the 21st century.

The University's founding in 1820, in Columbia, represented the birth of public higher education west of the Mississippi River. From that proud beginning — when 900 Boone Countians pledged \$117,921 to fund the school — Mizzou has grown to become a university known the world over. It is one of the nation's most complete institutions of higher learning, with 18 schools and colleges on a single campus.

Described by the New York Times' review of colleges and universities as "the quintessential Midwestern university," Mizzou is a testament to Thomas Jefferson's philosophy that a nation should make higher education available to all able citizens through tax-assisted colleges and universities.

Its students come from everywhere: all 114 Missouri counties, all 50 states and more than 100 countries. Again, the students are Missouri's best and brightest.

Mizzou is part of the University of Missouri System, which has member institutions in Columbia, Kansas City, Rolla and St. Louis. Mizzou is the principal public university in the state offering opportunities for research and advanced graduate and professional study.

MU faculty are nationally and internationally respected. Their research in agriculture, medicine, engineering and many other areas has meant a better life for Missourians and all of society. More than 130,000 alumni spread around the globe are also making invaluable contributions to Mizzou.

Invested with adequate resources, MU will be positioned to make even larger contributions for generations to come.

Mizzou students, staff, faculty, and alumni have much to be proud of, including:

- Edward Fiske, education editor of the New York Times, lists Mizzou as one of the nation's best buys in college

education. MU is one of 314 colleges and universities listed in the 1989-90 edition of Peterson's Competitive Colleges, which profiles the top 17 percent of higher education institutions in the country with the most challenging admissions requirements.

- MU was awarded the highest designation — Research Universities 1 — by the Carnegie Foundation for the Advancement of Teaching. Of the nation's 3,400 colleges and universities, only 70 achieved this lofty status, which recognizes level of degrees awarded, fields of study, enrollment, selectivity of admissions and federal research support. Only two Big Eight schools — MU and Colorado — are so designated.

- Elmer Ellis Library, which recently completed a \$7.5 million expansion and renovation, is the largest research library in Missouri, public or private.

- More Curators Scholars, more valedictorians and more Missouri Bright Flight Scholars choose MU than any other school.


- Mizzou is the only public university in Missouri with a chapter of Phi Beta Kappa, nationally recognized as the most prestigious academic honor society in "American Universities and Colleges."

- Mizzou has the world's first journalism school, the first teacher education program west of the Mississippi, and one of the nation's first electrical engineering departments.

- MU's undergraduate program is Missouri's best among all the state's public institutions, according to the most recent Gourman Report, which rates more than 1,000 institutions.

- Each year, national and international firms, such as Upjohn, New York Times, Du Pont, IBM and Marriott, come to campus to recruit MU graduates.


- "MU Leads the Way," the largest fund-raising effort in the history of the University, is off to an excellent start. MU Chancellor Haskell Monroe and John R. Phillips, MU alumnus and chairman of the campaign, announced a goal of \$150 million by 1993.




C. Peter Magrath
President




Haskell Monroe
Chancellor




Francis Quadrangle



Jesse Hall



The School of Journalism



Memorial Union

Athletic Director Dick Tamburo

As Director of Athletics at the University of Missouri, Dick Tamburo enters his third year at the helm of the Tiger program, continuing to guide the department with the same dedication, desire and drive that propelled Arizona State and Texas Tech to financial stability under his leadership. Tamburo's goal continues to be to streamline the Missouri athletic department in order to attain the same level of success with its programs.

Tamburo analyzed the Mizzou athletic department and did some reorganizing, trying to get the most efficient production from the staff. He added a compliance officer to help the Tiger coaching staff understand and keep up-to-date on complex Big Eight Conference and NCAA guidelines.

Chancellor Haskell Monroe recognized Tamburo's attributes when he selected Tamburo for the job two years ago.

Tamburo knew the Mizzou Athletic Department well, having spent two years handling day-to-day operations as associate athletic director. He was appointed interim athletic director by Monroe in July 1988, when former director Jack Lengyel left for a similar job at the U.S. Naval Academy. On Sept. 7, Monroe made the appointment permanent and Tamburo became athletic director at his third university, having served previously at Arizona State and Texas Tech.


Tamburo, 60, joined the Missouri staff in May 1986, following Lengyel from Fresno State. He supervised the department's operations and was instrumental in helping Lengyel establish a new administrative structure for Missouri athletics. Tamburo also oversaw a number of physical plant improvements at Memorial Stadium and the Hearnes Center and was responsible for Mizzou's nonrevenue sports.

Tamburo says his priorities are simple — to maintain Missouri's reputation as a clean athletic program and to take care of its student-athletes.

"We talk about the student-athlete but sometimes we get to the point where we forget they are student-athletes," Tamburo said. "I think our primary mission with an athletic program is to have a young student-athlete come to the University and gain a meaningful degree. By that, I mean gaining a degree that has some substance to it so that they can go out in the world and earn a class living and be respectable within the community and be somebody of whom the University can be proud."

His past experience offers a look at what Mizzou can expect under his leadership. At Fresno State he served as associate athletic director for six months, where he managed operations, the organizational chart and NCAA compliance.

During his tenure at Arizona State, from 1980-85, Tamburo maintained a 23-sport Sun Devil program. ASU was the only PAC-10 Conference school that did not drop a sport because of financing during that time. At the same time, he increased all women's sports to their NCAA scholarship allotment. He renegotiated ASU's radio contract from \$50,000 to \$500,000 and added promotional activities worth \$1 million per year for four years. Tamburo



organized a "Football Fever" fund-raising effort that generated \$32,000 initially and \$65,000 in the second year. He implemented plans for stadium expansion, an increase in basketball seating, a new softball stadium and renovation of all athletic offices.

He took the ASU athletic department from a deficit to a \$1.6 million reserve, and established a counseling program similar to Missouri's Total Person Program.

He served as chairman of the Pac-10 Administrative and Bowl Budget Committees, and was a member of the Conference Budget, Football Scheduling and Bowl Public Relations Committees.

Tamburo spent 1978-80 as director of athletics at Texas Tech, where he increased Red Raider Booster Club contributions from \$250,000 to \$500,000 and initiated plans for a new baseball field. He served Illinois from 1972-78 as associate athletic director and began his administrative career with a two-year stint at Kent State.

At Texas Tech, Tamburo was a member of several Southwest Conference committees, including Championship Facility, Basketball Tournament Site and Ticket Policy, and served as the conference liaison to the Conference Football Association. As an associate at Illinois, his committee duties included Civil Services Interviewer, Retirement Operations Policy. He was the affirmative action officer for the athletic department and on the Consultant Negotiations Committee of the United State Football League.

Tamburo is involved in the National Association of Collegiate Directors of Athletics (NACDA). He is a member of the District Eight Executive Committee and serves as coordinator of the Athletic Agents Program, Television Revenue Program and Western Regional Drug Program.

Tamburo coached collegiate football for 13 years,

including nine years at Arizona State, under Frank Kush. He then moved to the University of Iowa for four years.

As an offensive lineman and linebacker at Michigan State, Tamburo earned All-America honors. The Spartans posted a 26-1 record in his three-year (1950-52) career and he was chosen by his teammates as the most valuable player of Michigan State's 1952 undefeated national champion team. He was chosen for the Dapper Dan Award and was selected as the Detroit Times Lineman of the Year in '52. Tamburo played in the East-West Shrine and Senior Bowl games and was chosen to the College All-Stars of 1953. He was drafted by the Cleveland Browns but opted to play a year in the Canadian Football League for Hamilton. He entered the Army in 1954. During his military service, he continued playing football and was selected all-Army and all-service.

He has been inducted into the Allegheny-Kiske Valley Sports Hall of Fame and the Pennsylvania Sports Hall of Fame.

Tamburo, a native of New Kensington, Pa., graduated from Michigan State in 1953 with a degree in police administration.

He and his wife, Marie, have three children and six grandchildren.



Tamburo with legendary Mizzou figure Don Faurot at the dedication of MU's all-American trees in 1988.

BOARD OF CURATORS

Eva Louise Frazer, M.D., St. Louis (President)
James C. Sterling, Bolivar (Vice President)

Sam B. Cook, Jefferson City
Peter H. Raven, St. Louis
Webb R. Gilmore, Kansas City
Edwin S. Turner, Chillicothe
Fred S. Kummer, St. Louis
John P. Lichtenegger, Jackson
Paul Mattucci, Student Representative
to the Board, St. Louis

ADMINISTRATIVE OFFICERS

President Dr. C. Peter Magrath
Chancellor Dr. Haskell Monroe
Faculty Representative Carl Settergren

INTERCOLLEGIATE ATHLETICS COMMITTEE

"The charge to the Intercollegiate Athletics Committee is to advise the Chancellor and to consult with the Director of Intercollegiate Athletics in all matters relating to intercollegiate athletics at MU. Committee recommendations to the Chancellor are made in accordance with the policies of the Board of Curators, the University, and the applicable rules and regulations of any regional or national conference or association."

FACULTY

* (Chairman) Richard Dowdy, Human Nutrition,
Foods and Foods Systems Management
Jim Devine, Law
Ray Dockweiler, Accountancy
Robert Frank, Medicine
David Leuthold, Political Science
Loren Nikolai, Accountancy
William Robertson, Community Development
Mary J. Smythe, Communications
Bob Stewart, Practical Arts and Vocational-
Technical Education

STAFF

Suzanne F. Buuck

STUDENTS

Two undergraduates to be named
Jim Maher, GPC, law

ALUMNI


Patti Freeman
Mark Fitzpatrick
Jay Joern
T. North Pile

EX OFFICIO


Carl Settergren, faculty representative to Big Eight
Conference and NCAA
Tom Ray, president, Missouri Students
Association

*—new chairman to be selected in July, 1990.


Support Staff




JOE CASTIGLIONE
Assistant Athletic
Director



JIM COCHRAN
Administrative Assoc./
Compliance Officer




CHARLES EUBANKS
Dining Hall
Manager




GEORGE HOUGH
Ticket
Manager




JOHN KADLEC
Director, External
Relations




JOHN KENDRICK
Tiger Scholarship
Fund Coordinator




DR. GLENN McELROY
Team
Physician



JOHN RAWLINGS
Director,
Facilities/Events




TOM SCHULTZ
Director, Tiger
Scholarship Fund



CARL SETTERGREN
Faculty
Representative



GENNY WATKINS
Marketing/Promotions
Assistant



GARY ZWONITZER
Director, Business Affairs

Total Person Program

In the spring of 1986, the University of Missouri Athletic Department restructured its academic counseling unit into what is known as the Total Person Program. The academic program focuses on the total development of the student-athlete and has been so successful that other universities have set up similar programs using Mizzou as a model.

The establishment of the Total Person Program, a pet project of former athletic director Jack Lengyel and current A.D. Dick Tamburo, demonstrates a commitment to develop the student-athlete not only physically and intellectually, but socially and emotionally as well. Mizzou cares about the pressures and special needs of all its student-athletes, and the Total Person Program is there to provide assistance and support.

Dr. Chris Sinatra-Ostlund has been the director of the University's Total Person Program since November of 1988.

"We strive to integrate the student-athlete into the academic life of the University," Sinatra-Ostlund said. "We want to prepare them as well as we can to succeed academically at the University.

"We stress for them to be in the mainstream of the academic community, instead of being perceived just as an athlete. We emphasize, all the time, that they are students just like anyone else."


The Total Person Program is divided into several divisions: academic counseling and assistance, academic progress monitoring, eligibility rules, certification and financial aid, and substance abuse and psychological counseling service, and a Student-Athlete Speaker's Bureau.

The academic counseling and assistance division offers help with academic program development to all student-athletes as well as tutorial assistance, study skills development, and career identification planning. This division also carefully assesses the academic potential of incoming freshman student-athletes in order to provide them with the greatest opportunity for academic success.


The success was evident during the winter '90 academic term when 111 Missouri student-athletes attained a 3.0-or-better grade point average. The Big Eight Honor Roll contained 57 Mizzou student-athletes, including football Tigers Larry Linthacum, Kent Kiefer, Ted LePage, Tom Reiner and Ted Monachino.

In addition, Charles Murphy, Cordell McKinney and LePage were named to the Lee Jeans/Big Eight Academic first team, while Linthacum, Monachino, Miles Leisman and Ken Christensen were honorable mention selections.

During the winter '89 semester, five Mizzou football players recorded 4.0 GPAs, including Kiefer. Kiefer, a



Chris Sinatra-Ostlund



John Little

junior college transfer, is the first football juco transfer to record a perfect grade point average in his first semester at the University.

The academic progress monitoring division, coordinated by new full-time assistant Jane Davidson, checks on the student-athlete's class, study hall and tutor group attendance. Faculty members report grades twice a semester to staff members. This allows the student-athlete and the Total Person Program to spot a potential problem early enough to correct it.

John Little coordinates the supervision of the student-athlete's eligibility and certification under the NCAA, Big Eight Conference and University of Missouri rules. He also assists with financial aid.

The most significant difference between most academic counseling units and Missouri's Total Person Program is the substance abuse and psychological counseling services for a variety of concerns, including mental and emotional problems, substance abuse prevention, and premature interruption or termination of an athletic career and subsequent transition.

The latest addition is the Student-Athlete Speaker's Bureau. Fifty student-athletes receive training to go out to youth groups and speak on such topics as peer pressure, substance abuse and improving self-esteem.

"The Total Person Program is committed to assisting and directing the student-athletes toward completion of their degree," Sinatra-Ostlund said. "We want them to graduate from this university, and all components in our program are in place for that purpose."

The Total Person Program staff views the student-athlete as a student first and foremost. The students on athletic scholarships can be compared to any students awarded scholarships for using special talents to finance their education.

Media Information

MEDIA CREDENTIALS

Please direct all requests for press, photo and parking credentials to Missouri home games to Bob Brendel, Sports Information Director, P.O. Box 677, Columbia, MO 65205. Requests should be made in writing on appropriate letterhead at least one week prior to the game. Credentials will be held in the Press Will Call booth unless other arrangements are made. Professional teams can purchase scouting tickets in the stands through the Sports Information Office.

MEDIA WILL CALL

The Media Will Call booth is located on the west side of Memorial Stadium, just north of the press gate. Proper identification is required to pick up credentials or tickets left there.

MEDIA PARKING

Members of the working media will be issued press parking permits on a single-game basis. The press parking area is just southwest of the stadium, near the Food Services Building, in Lot C. Entrance to the lot is the second entrance south of Stadium Boulevard on Providence Road (Route K).

SPORTS INFORMATION OFFICE

The Missouri Sports Information Offices are located on the third level of Hearnes Center, located just east of Memorial Stadium. Easiest access is available from the west side of the building.

BEST TIME TO REACH BOB STULL

The best time to reach head coach Bob Stull is between 10:30 a.m. and 12:00 noon on weekday mornings. You may call his office at (314) 882-2404. Media are encouraged to take advantage of the Big Eight/American Teleconferencing Coaches Briefing each Monday during the season. Each conference coach is on the session for 10 minutes, beginning at 10:55 a.m. Coach Stull's scheduled interview time is 11:25 a.m. Contact the Big Eight Office at (816) 471-5088, for details.

FAX ACCESS

The Missouri Sports Information Office has an automatic fax machine which can transmit or receive documents. The phone number is (314) 882-4720. The machine will be available in the press box upon request.

VIDEO FEEDS

The Big Eight Conference is sponsoring a satellite feed of videotaped highlights and interviews for the sixth consecutive year. Highlights are available each Tuesday from 3 p.m. until 3:30 p.m., by tuning to Westar IV, transponder 12D.

TELEPHONES

Members of the media wishing to place a telephone

in the Mizzou press box should contact General Telephone Company of the Midwest (314) 876-3699. Two outside lines are maintained by the Sports Information Office, to be used on a first-come, first-served basis, and users must pay all long-distance charges.

PRESS BOX SERVICES

Staffers will receive game notes, statistics, programs and flip cards prior to kickoff. The in-house P.A. announcer will keep you abreast of play-by-play, records set, scores and quarterly stats. Quickie stats will be distributed at halftime, and a complete book of stats (scoring summary, team and individual offensive stats, defensive stats, drive charts, quotes and play-by-play) will be available soon after the game in the statisticians room, located at the north end of the press level.

PHOTOGRAPHERS

You must pick up an armband in the elevator area on game day, to gain admittance to the sidelines. This is your official badge, and University Police are instructed to chase any photographer, or other casual bystanders, not displaying an armband. A new one is issued for each game. Freelancers will not be credentialed unless request is made in their behalf by an accredited newspaper or magazine. NCAA rules limit shooting to outside the restraining line enclosing the playing field and outside the 25-yard lines (bench area).

POST-GAME INTERVIEWS

Coach Bob Stull conducts his post-game press conference in an interview room just inside the door of Mizzou's dressing room, located beneath the stands in the southeast corner of the stadium. Reporters are invited to sit in on Coach Stull's post-game radio show, which is conducted immediately following the game.

A list of requests for player interviews should be submitted to SID Bob Brendel during the fourth quarter. Requested players will be brought to the interview area following Coach Stull's comments and an appropriate cooling off period.

DAILY PRACTICES

Coach Stull will be available each day following practice, which is usually conducted within Memorial Stadium, starting at 3:30 p.m. Pre-practice interviews may be arranged by contacting the Sports Information Office.

Players are also available before and after practice, on the field or outside the Tiger locker room at the Dutton Brookfield Training Facility. Players are not available on Thursdays or Fridays, unless special arrangements are made. **THE MISSOURI LOCKERROOM IS CLOSED TO THE MEDIA DURING THE WEEK.**

To conduct telephone interviews, please contact Bob Brendel. Players will be instructed to return telephone calls COLLECT during the evening hours. Home telephone numbers will not be released.

USEFUL PHONE NUMBERS FOR THE MEDIA

| |
|--|
| MU SPORTS INFORMATION OFFICE (314) 882-3241 |
| Bob Brendel at home 445-1552 |
| Rondi Payne at home 874-0026 |
| Jack Watkins at home 445-8425 |
| FAX (automatic) 882-4720 |

LOCAL HOTELS

| |
|---|
| Best Western 474-6161 |
| Budgetel Inn 445-1899 |
| Campus Inn 449-2731 |
| Comfort Inn 443-4141 |
| Days Inn 445-8511 |
| Drury Inn 446-2434 |
| Guesthouse Inn 474-1408 |
| Holiday Inn Exec. Center 445-8531 |

| |
|---|
| Holiday Inn/Holidome 449-2491 |
| Ramada Inn 449-0051 |
| Rodeway Inn 449-2401 |

RENTAL CARS


| |
|---|
| American International 875-7030 |
| Hertz 449-0077 |
| National 443-4611 |

TAXICABS


| |
|--------------------------------------|
| Checker Cab 449-7272 |
| Columbia Cab 874-4009 |
| Tiger Air Express 443-3544 |

TELEPHONE SERVICE

| |
|---|
| Telecommunications Office (campus) 882-2177 |
| GTE of the Midwest 876-3699 |



SPORTS INFORMATION STAFF




Bob Brendel

and various other activities.


Brendel has received more than 25 citations for excellence from the College Sports Information Directors of America for his publications, including two best-in-the-nation awards. He's been involved in the hosting of a number of special events, including the NCAA Final Four.

Brendel, 36, is a 1975 graduate of Missouri's School of Journalism. He spent five years as SID at Lincoln University before returning to Missouri as assistant SID to Bill Callahan in 1980. He succeeded Callahan upon his retirement in 1986. Brendel was married in May to the former Martha Watkins.



Jack Watkins

Jack Watkins, 27, joined the MU staff in 1987 after serving as assistant SID at Kansas State University during the 1986-87 school year. A native of Sikeston, Mo., Watkins received a bachelor's degree in journalism from Missouri in 1985. While a student at Mizzou, he served as an assistant in the sports information office. His wife, the former Genny Gray, is an assistant in MU's marketing and promotions office.



Rondi Payne

Rondi Payne, 25, joined the MU staff in November, 1989, after serving as a writer at Maritz, Inc., in Fenton, Mo. A native of Ozark, Mo., she received a bachelor's degree in journalism from Missouri in 1987. After graduation, she spent a year in New York City, working in public relations capacity for the Women's Sports Foundation and the New York Liberties of Major League Volleyball. She has also worked as a high school basketball radio play-by-play announcer.

Missouri Media Outlets

NEWSPAPERS

| | |
|--|--------------|
| Columbia Daily Tribune, P.O. Box 798, Columbia, Mo. 65205 | 314-874-6493 |
| +Dinn Mann (sports editor), (beat writer to be named) | |
| Columbia Missourian, P.O. Box 917, Columbia, Mo. 65205 | 314-882-5726 |
| Dan Kelly (sports editor), (football writers to be named) | |
| The Maneater, A047 Brady Commons, University of Missouri, Columbia, Mo. 65211 | 314-882-8356 |
| St. Louis Post-Dispatch, 900 N. Tucker, St. Louis, Mo. 63101 | 314-622-7597 |
| Bob Pastin (sports editor), Jim Thomas (beat writer), +Bernie Miklasz | |
| Kansas City Star, 1729 Grand, Kansas City, Mo. 64108 | 816-234-4355 |
| Dale Bye (sports editor), Jeff Flanagan (beat writer), +Gib Twyman, +Jon Rand, +Mike De Armond | |
| Springfield Daily News, 651 Boonville, Springfield, Mo. 65802 | 417-836-1190 |
| Steve Koehler (sports editor), Joe Mueller (beat writer) +Marty Eddlemon | |
| Associated Press, 215 W. Pershing Road, Kansas City, Mo. 64108 | 816-421-4846 |
| Associated Press, 900 N. Tucker, St. Louis MO. 63101 | 314-241-2496 |
| United Press International, 3101 Broadway, Suite 440, Kansas City, Mo. 64111 | 816-756-1881 |
| United Press International, 900 N. Tucker, St. Louis, Mo. 63101 | 314-231-6644 |

TELEVISION

| | |
|--|--------------|
| KOMU-TV (Ch. 8 - NBC), Highway 63 South, Columbia, Mo. 65201 | 314-443-0416 |
| Brian Neuner (sports director) | |
| KMIZ-TV (Ch. 17 - ABC), 501 Business Loop 70 East, Columbia, Mo. 65201 | 314-449-0917 |
| Chris Gervino (sports director), Paul Tuke | |
| KRCG-TV (Ch. 13 - CBS), P.O. Box 659, Jefferson City, Mo. 65102 | 314-896-5144 |
| Rod Smith (sports director), Jason Elliot | |
| KTVI-TV (Ch. 2 - ABC), 5915 Berthold, St. Louis, Mo. 63110 | 314-644-7561 |
| Bill Davis, Greg Gizinski | |
| KSDK-TV (Ch. 5 - NBC), 1000 Market St., St. Louis, Mo. 63101 | 314-421-5055 |
| Mike Bush (sports director), Drew Smith, Jay Randolph | |
| KMOV-TV (Ch. 4 - CBS), One Memorial Drive, St. Louis, Mo. 63102 | 314-621-2345 |
| Zip Rzeppa (sports director), Gary Apple, Doug Vaughan | |
| KCTV (Ch. 5 - CBS), 4500 Johnson Drive, Fairway, Kan. 66205 | 913-677-5555 |
| Jack Harry (sports director), Don Fortune, Gene Fox | |
| KMBC-TV (Ch. 9 - ABC), 1049 Central, Kansas City, Mo. 64105 | 816-221-9999 |
| Len Dawson (sports director), Karen Kornacki, Dave Stewart | |
| WDAF-TV (Ch. 4 - NBC), Signal Hill, Kansas City, Mo. 64111 | 816-753-4567 |
| Frank Boal (sports director), Gordon Docking, Jon Kelly | |
| KOLR-TV (Ch. 10 - CBS), 2650 E. Division, Springfield, Mo. 65803 | 417-862-6397 |
| Scott Opfer (sports director), Dan Lucy | |
| KSPR-TV (Ch. 33 - ABC), P.O. Box 4407, Springfield, Mo. 63808 | 417-831-1333 |
| Tom Mast (sports director), David Akerly | |
| KYTV (Ch. 3 - NBC), 999 W. Sunshine, Springfield, Mo. 65807 | 417-831-0000 |
| Ned Reynolds (sports director), Joe Hickman | |


RADIO

| | |
|--|--|
| KFFU Radio (1400 AM), P.O. Box 718, Columbia, Mo. 65205 | 314-449-4141 |
| Bob Pollock (sports director), Dave Hunziker, Greg Crain | |
| KTGR-KCMQ (1600 AM-97.0 FM), P.O. Box 459, Columbia, Mo. 65205 | 314-449-2433 |
| Mike Little (sports director) | |
| KBIA Radio (91.3 FM), 301 S. 9th St., Columbia, Mo. 65211 | 314-882-7591 |
| #Tiger Network, P.O. Box 104180, Jefferson City, Mo. 65110-4180 | 314-893-7200 |
| Robert Fowler (vice president), Roger Gardner (general manager) | |
| KMOX Radio (1120 AM), One Memorial Drive, St. Louis, Mo. 63102 | 314-444-3233 |
| Ron Jacober (sports coordinator), Bill Wilkerson (Missouri play-by-play), Jim Holder, Mike Kelly | |
| KCMO Radio (810 AM), 508 Westport Road, Kansas City, Mo. 64111 | 816-931-2681 |
| Tom Dore (sports director & Missouri play-by-play), Conrad Dobler | |
| + writes column. | # coordinates Missouri football radio network. |

Tiger Network

With over 50 radio stations throughout Missouri, the Tiger Network is one of the largest collegiate sports radio networks in the country.


Bill Wilkerson is back for his 14th season as the play-by-play voice of the Tigers. Along with his duties in the Tiger broadcast booth, Wilkerson is heard each morning on KMOX Radio in St. Louis. He's also handled the play-by-play for the St. Louis Cardinals football and baseball broadcasts, and sports assignments for CBS and NBC Television.



Bill Wilkerson

Tom Dore enters his second season as color commentator on the Tiger football broadcasts. The former Mizzou basketball letterman is sports director at KCMO Radio in Kansas City. Before returning to Missouri, Dore worked for five years at KLBJ Radio in Austin Texas.

The Tiger Network, in addition to broadcasting the football and basketball games, sponsors the Mizzou football and basketball media guides and highlight films. The network is also responsible for a statewide billboard campaign and the printing of all football and basketball tickets.



Tom Dore

The Tiger Network is a division of Learfield Communications in Jefferson City, one of the country's largest syndicators of college sports. In addition to Missouri, Learfield operates radio networks for Kansas, Iowa, SMU, Texas A&M, Baylor, Houston and Arkansas. It also provides satellite distribution for the football and basketball networks of Illinois, and Purdue, in addition to the Chicago White Sox, St. Louis Cardinals and Kansas City Chiefs.

In addition to the sports networks, Learfield owns the Brownfield Network, the country's largest agricultural network; the MissouriNet, providing state news on more than 75 radio stations; Radio Iowa, the statewide news network heard on over 40 stations throughout Iowa; and Radio Kansas, 28 radio stations across Kansas.

TIGERS ON RADIO

| | | |
|-----------------|---------|-------|
| Bethany | KAAN-AM | 870 |
| Bethany | KAAN-FM | 95.5 |
| Birch Tree | KBMV-FM | 107.1 |
| Boonville | KWRT-AM | 1370 |
| Boonville | KDBX-FM | 99.3 |
| Branson | KOMC-AM | 1220 |
| Brookfield | KZBK-FM | 97.7 |
| Cameron | KMRN-AM | 1360 |
| Cape Girardeau | KAPE-AM | 1550 |
| Carrollton | KMZU-FM | 101.1 |
| Carthage | KDMO-AM | 1490 |
| Chillicothe | KCHI-AM | 1010 |
| Chillicothe | KCHI-FM | 103.9 |
| Clinton | KDKD-FM | 95.3 |
| Columbia | KFRU-AM | 1400 |
| Farmington | KREI-AM | 800 |
| Festus | KJCF-AM | 1400 |
| Fulton | KFAL-AM | 900 |
| Hannibal | KHMO-AM | 1070 |
| Jefferson City | KWOS-AM | 1240 |
| Joplin | WMBH-AM | 1450 |
| Kansas City | KCMO-AM | 810 |
| Kennett | KBOA-AM | 830 |
| Lebanon | KJEL-AM | 750 |
| Lexington | KLEX-AM | 1570 |
| Malden | KMAL-FM | 92.7 |
| Memphis | KMEM-FM | 96.7 |
| Mexico | KXEO-AM | 1340 |
| Moberly | KRES-FM | 104.7 |
| Monett | KKBL-FM | 95.9 |
| Montgomery City | KMCR-FM | 103.9 |
| Neosho | KBTN-AM | 1420 |
| Nevada | KNEM-AM | 1240 |
| Osage Beach | KRMS-AM | 1150 |
| Owensville | KLZE-FM | 95.3 |
| Piedmont | KPWB-FM | 1140 |
| Poplar Bluff | KWOC-AM | 930 |
| Rolla | KMOZ-AM | 1590 |
| Salem | KSMO-AM | 1340 |
| Sedalia | KDRO-AM | 1490 |
| Sikeston | KMPL-AM | 1520 |
| Springfield | KWTO-AM | 560 |
| St. Joseph | KFEQ-AM | 680 |
| St. Louis | KMOX-AM | 1120 |
| Sullivan | KTUI-FM | 100.9 |
| Tarkio | KTRX-FM | 93.5 |
| Thayer | KALM-AM | 1290 |
| Union | KLPW-AM | 1220 |
| Union | KLPW-FM | 101.7 |
| Warrensburg | KXKX-FM | 105.5 |
| Warsaw | KAYQ-FM | 97.7 |
| Waynesville | KOZQ-AM | 1270 |
| Waynesville | KFBD-FM | 97.7 |
| West Plains | KWPM-AM | 1450 |

Network affiliates as of June 15.

Missouri Football on TV

1954 (ABC)

Nov. 25 Reg. Maryland 74, Missouri 13

1957 (NBC)

Nov. 23 Reg. Kansas 9, Missouri 7

1958 (NBC)

Nov. 15 Reg. Oklahoma 39, Missouri 9

1959 (NBC)

Nov. 7 Reg. Missouri 13, Air Force 0

1961 (ABC)

Nov. 4 Reg. Colorado 7, Missouri 6

1962 (CBS)

Nov. 3 Reg. Missouri 16, Nebraska 7

1963 (CBS)

Nov. 16 Reg. Oklahoma 13, Missouri 3

1964 (NBC)

Oct. 24 Reg. Missouri 44, Iowa State 0

1965 (NBC)

Sept. 20 Reg. Missouri 44, Kansas 20

1966 (ABC)

Oct. 1 Nat. UCLA 24, Missouri 14

Oct. 29 Reg. Nebraska 35, Missouri 0

1969 (ABC)

Nov. 8 Reg. Missouri 44, Oklahoma 10

1970 (ABC)

Sept. 19 Reg. Missouri 34, Minnesota 12

Oct. 17 Nat. Notre Dame 24, Missouri 7

1971 (ABC)

Sept. 18 Reg. Air Force 7, Missouri 6

1972 (ABC)

Nov. 18 Reg. Missouri 6, Iowa State 5

1973 (ABC)

Oct. 6 Reg. Missouri 17, SMU 7

1974 (ABC)

Oct. 5 Reg. Wisconsin 59, Missouri 30

1975 (ABC)

Sept. 8 Nat. Missouri 20, Alabama 7

Sept 20 Reg. Missouri 30, Illinois 20

Nov. 1 Nat. Nebraska 30, Missouri 7

1976 (ABC)

Oct. 23 Nat. Missouri 34, Nebraska 24

Oct. 30 Reg. Okla. St. 20, Missouri 19

1978 (ABC)

Oct. 28 Reg. Colorado 28, Missouri 27

1979 (ABC)

Sept. 22 Reg. Missouri 33, Ole Miss 7

Nov. 10 Reg. Missouri 18, Iowa St. 9

1980 (ABC)

Oct. 25 Reg. Missouri 13, Kansas St. 3

1981 (ABC)

Oct. 3 Reg. Missouri 14, Mississippi St. 3

Oct. 24 Reg. Nebraska 6, Missouri 0

1982

Oct. 9 CBS Reg. Missouri 7, Kansas St. 7

Oct. 23 ABC Reg. Nebraska 23, Missouri 19

Nov. 13 CBS Reg. Oklahoma 41, Missouri 14

1983

Oct. 15 ABC Nat. Nebraska 34, Missouri 13

Nov. 5 ABC Reg. Missouri 10, Oklahoma 0

1984

Sept. 15 KATZ Wisconsin 35, Missouri 34

Sept. 29 ABC Nat. Notre Dame 16, Missouri 14

Oct. 6 KATZ Missouri 52, Colorado 7

Oct. 13 KATZ Nebraska 33, Missouri 23

Oct. 20 KATZ Missouri 61, Kansas St. 21

Nov. 3 KATZ Oklahoma 49, Missouri 7

Nov. 10 ESPN Nat. Okla. St. 31, Missouri 13

1985

Oct. 19 Raycom Nebraska 28, Missouri 20

Nov. 9 Raycom Oklahoma 51, Missouri 6

Nov. 23 Raycom Kansas 34, Missouri 20

1986

Oct. 11 Raycom Colorado 17, Missouri 12

Oct. 25 Raycom Missouri 17, Kansas St. 6

Nov. 22 Raycom Missouri 48, Kansas 0

Dec. 4 ESPN Nat. Okla. St. 10, Missouri 6

NETWORK SUMMARY

Total Appearances 38 (17-20-1)










Regional Appearances 28 (15-12-1)

National Appearances 10 (2-8-0)

CONFERENCE PACKAGE SUMMARY (1984-86)

Total Appearances 11 (4-7-0)

1990 BIG EIGHT CONFERENCE COMPOSITE FOOTBALL SCHEDULE

|  PLAYING DATES |  IOWA STATE |  KANSAS STATE |  OKLA. STATE |  COLORADO |  KANSAS |  MISSOURI |  NEBRASKA |  OKLAHOMA |
|--|---|---|--|---|--|---|---|---|
| August 26 | | | Tulsa (N) | Tennessee # | Virginia | Baylor (N) | | |
| September 6/8 | Northern Iowa | Western Illinois (N) | at Florida | Stanford (N) (Sept. 6) | Oregon State | Texas Christian | Northern Illinois | at UCLA |
| September 15 | at Minnesota | New Mexico State | Northern Iowa (N) | at Illinois | at Louisville | Utah State | | Pittsburgh |
| September 22 | at Iowa | at Northern Illinois (N) | at Texas Christian | at Texas (N) | at Oklahoma | at Indiana | Minnesota | Tulsa |
| September 29 | Western Michigan | New Mexico (N) | | Washington | at Oklahoma | Arizona State | Oregon State | Kansas |
| October 6 | KANSAS | NEBRASKA | OKLAHOMA | at MISSOURI | at IOWA STATE | COLORADO | at KANSAS STATE | at OKLAHOMA STATE |
| October 13 | at COLORADO | OKLAHOMA STATE | at KANSAS STATE | IOWA STATE | at Miami (Fla.) | at NEBRASKA | MISSOURI | Texas* |
| October 20 | at OKLAHOMA | MISSOURI | at NEBRASKA | at KANSAS | COLORADO | KANSAS STATE | OKLAHOMA STATE | IOWA STATE |
| October 27 | NEBRASKA | at KANSAS | MISSOURI | OKLAHOMA | KANSAS STATE | at OKLAHOMA STATE | at IOWA STATE | at COLORADO |
| November 3 | at KANSAS STATE | IOWA STATE | KANSAS | at NEBRASKA | at OKLAHOMA STATE | OKLAHOMA | COLORADO | at MISSOURI |
| November 10 | MISSOURI | at OKLAHOMA | at COLORADO | OKLAHOMA STATE | NEBRASKA | at IOWA STATE | at KANSAS | KANSAS STATE |
| November 17 | OKLAHOMA STATE | at COLORADO | at IOWA STATE | KANSAS STATE | MISSOURI | at KANSAS | at OKLAHOMA (Nov. 29) | NEBRASKA (Nov. 29) |

(Home Games Shaded; Big Eight Conference Games in CAPS; N - Night Games; # at Anaheim Calif.; * at Dallas, Texas)

Marching Mizzou

Missouri's marching band, Marching Mizzou, was on hand in St. Louis, in 1890, when the Tiger football played its first intercollegiate game against Washington (Mo.) University.

Since then, "the Big M of the Midwest," some 250 members strong, has become a University of Missouri tradition. In addition to its performances in Memorial Stadium, Marching Mizzou makes yearly trips to other Big Eight schools and performs at Kansas City Chiefs professional football games. Marching Mizzou bowl game performances have included the Sugar, Orange, Holiday, Liberty, Tangerine, Sun and Fiesta Bowls.

One of the band's real innovators was director Charles Emmons. In 1957, he added the sparkle to Marching Mizzou by founding the now-famous Golden Girls, a twirling line of six to eight majorettes and two feature twirlers. The group first danced in 1966, when then-director Dr. Alex Pickard had the girls throw down their batons and do the "Charleston." In 1970, the twirling line officially became the gold-sequined high-kicking danceline that they are today.

Emmons also originated Marching Mizzou's signature maneuver—Flip Tigers. Along with his assistant, John Christie, Emmons developed the now-traditional monogram in 1960. The formation, in which "Mizzou" flips to "Tigers" during pregame and halftime shows, is performed to the Tiger fight songs.



EVERY TRUE SON/DAUGHTER

Every true son, so happy hearted,
Skies above us are blue,
There's a spirit so deep within us,
Old Missouri here's to you.
(RAH, RAH, RAH)

When the band plays the Tiger war song,
And when the fray is through,
We will tramp, tramp, tramp around
The Columns,
With a cheer for old Mizzou!

HIT IT, HOORAY, HOORAH,
MIZZOU, MIZZOU.
HOORAY, HOORAH,
MIZZOU, MIZZOU.
HOORAY, HOORAY,
AND A BULLY FOR OLD MIZZOU,
RAH, RAH, RAH, RAH.

MIZZOU-RAH, MIZZOU-RAH,
MIZZOU-RAH, TIGERS!

FIGHT TIGERS


Fight, Tiger, fight for old Mizzou,
Right behind you, everyone is with you.
Break the line and follow down the field,
And, you'll be, on the top, upon the top.
Fight, Tiger, you will always win,
Proudly keep the colors flying skyward.
In the end, we'll win the victory,
So Tigers, fight for Old Mizzou!

OLD MISSOURI

Old Missouri, fair Missouri,
Dear old Varsity,
Ours are hearts that fondly love thee,
Here's a hail to thee.

Proud art thou in classic beauty,
Of thy noble past,
With they watchwords—honor, duty,
Thy high fame shall last.

Every student, man and maiden,
Swells the glad refrain,
Till the breezes music laden,
Waft it back again.



NORMAN T. RUEBLING
Director

Norman T. Ruebling is assistant director of bands and instructor of music at Ol' Mizzou. He is a graduate of the University of Missouri with bachelor's and a master's degrees in music education. Ruebling is director of Marching Mizzou, and has responsibility for all music activities for athletic events at the University.

In addition to his work with the athletic bands, he teaches classes in marching band techniques and assists the director of bands in all the facets of the administration of the Department of Bands. Ruebling has played professionally on percussion and drum set as well as teaching clinics and master classes throughout the U.S., Canada and Great Britain.

Before joining the faculty at Missouri, he taught in the Union (Mo.) Public Schools and was director of the marching band and percussion studies at Southeastern Louisiana University. Ruebling was director of bands at Emporia State University in Emporia, Kan., and was co-director of the opening ceremonies band for the 1988 Winter Olympics IV in Calgary, Alberta, Canada.



MISSOURINET

the state's news network


The partnership that gives you a fair shake.



When you invest in office equipment from Modern Business Systems, you're also gaining a partner. Someone you can rely on — because we offer the fastest service response time in the business. And as a division of Alco Standard, a Fortune 500 company, we offer the flexibility of internal financing. Plus the security that comes from being a partner with the country's number one Ricoh copier dealer.

Let us show you why a partnership with Modern Business Systems is right for you. We'd like to be your hands-on partner for copiers or fax... as we've been

for customers for over
25 years.

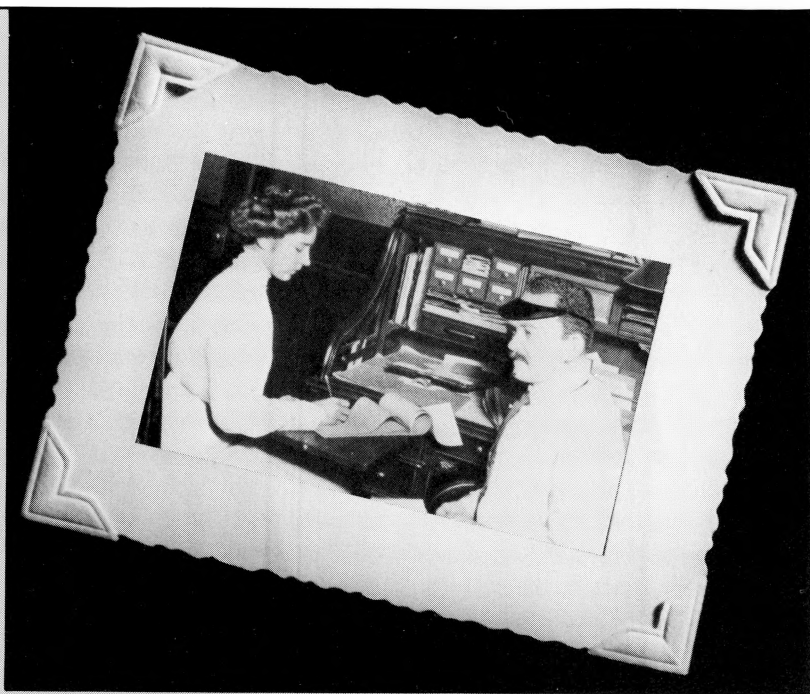


RICOH

25th ANNIVERSARY
SINCE 1965

MB
MODERN BUSINESS
SYSTEMS
AN ALCO STANDARD COMPANY

The Safe Choice



WE'RE OLD ENOUGH TO REMEMBER WHAT PRUDENCE MEANS,
AND WISE ENOUGH TO PUT IT INTO PRACTICE.

PRUDENCE... A pretty uncommon word nowadays. Stands for careful management and the savvy to judge how things are going to turn out before you do them.

At Farm & Home Savings, we've made prudence a common practice since we opened in 1893. And with all the financial gyrations that have gone on in the world since then, we're mighty glad that's been the case. Because it's been prudence that's allowed the savings of Farm & Home customers to grow and prosper, safely and securely for nearly 100 years now.

What's amazing is that some financial people think prudence is old-hat. Maybe we're just old enough to appreciate the wisdom in practicing it.

Honest friends. Traditional values. Farm & Home Savings. Some things get better with age.

Farm & Home Savings
Some things get better with age.

With over 60 locations to serve you.

FDIC Insured

Gets You Out Of The Rough...




And Out On The Town.

INTRODUCING THE 1991 FORD EXPLORER.


Engineered with an emphasis on all-around performance, the Ford Explorer has a 4-liter V-6 engine that delivers a whopping 220 ft./lbs. of torque, your choice of 2- or 4-doors, anti-lock brakes, 2- or 4-wheel drive

availability, and "Best in Class" interior space. No wonder *Four Wheeler* magazine voted Ford Explorer "Four Wheeler of the Year". Test drive a new Ford Explorer at your local Ford Dealer today. Driving anything else... could be a handicap.



SEE YOUR ST. LOUIS DISTRICT FORD DEALERS

Job #: ZLD.GEN.W03350
File: StLouisGolfTourneyAd
Client/St. Louis
5/16/90
Ad Graphics/Cindy Petrove
Writer: Dave Glick
Art Director: Lary Kachman
J. Walter Thompson Detroit
Regional Advertising Group
Proof #1



Mid Missouri's Source . . . for TOTAL SATISFACTION in . . . PHOTOGRAPHY

Every major brand of photo equipment & supplies. ONE HOUR Service on color Prints & Slides. ONE DAY Service on Commercial and Portrait Photography.

AUDIO

The finest components for your home & car. Yamaha, Onkyo, Alpine, Sony, Boston Acoustics . . . brands you trust at prices you can afford – professionally installed & serviced in our own shop.

TV & VIDEO

Mitsubishi Home Theater Systems – Big Screen Television . . . up to 70" in stock, at Mid Missouri's Best Prices! With our Stereo Surround Sound your home *becomes* a theater!

VIDEO CAMERAS

The best selection of all video camera formats – hooked up so you can operate them – plus every accessory for video cameras in stock! In and out of warranty service in our shop for most brands.

BEST- Prices, Service, Selection and TOTAL SATISFACTION

You can't go wrong at Columbia Photo! We guarantee your Total Satisfaction on every item we sell – if you aren't satisfied for any reason return the item within 30 days for a full refund – no questions asked!

OPEN 9 AM TO 8 PM daily, 1 to 5 PM SUNDAYS

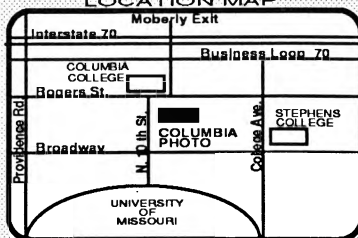
COLUMBIA PHOTO

310 North

10TH STREET

AUDIO-VIDEO

and a Whole Lot More!



FAUROT FIELD





BUSCH
Born of Natural Ingredients
Smooth, Refreshing Beer

Head for the Mountains®

© 1996 Anheuser-Busch, Inc., St. Louis, Mo., Busch Beer

University Libraries
University of Missouri

Digitization Information Page

Local identifier MizFootballGuide1990

Source information

Format Book
Content type
Source ID Copy loaned from University Archives C:31/00/8
Notes

Capture information

Date captured Dec 2023
Scanner manufacturer Fujitsu
Scanner model fi-7460
Scanning system software ScandAll Pro v. 2.1.5 Premium
Optical resolution 600 dpi
Color settings 24 bit color covers and roster pages; 8 bit grayscale for the rest
File types tiff
Notes

Derivatives - Access copy

Compression Tiff: LZW compression
Editing software Adobe Photoshop
Resolution 600 dpi
Color color & grayscale
File types pdf created from tiffs
Notes Images cropped, straightened, brightened